

HMX (ATEX)



ATEX LONG CASED AXIAL

MANUFACTURING FEATURES:

- Reinforced fan casing manufactured in rolling steel sheet.
- Motor-impeller modular assembly for complete versatility.
- Epoxy powder finishing coat.
- Cast aluminum impeller with variable pitch angle.
- Standard asynchronous ATEX motor. Manufactured with standard voltages: 230/400V 50Hz in three phase motors up to 4kW and 400/690V 50Hz for higher powers.
- IP-55 motor.

APPLICATIONS

Designed for wall or duct installation, they are suitable for:

- Air renewal in buildings and industries.
- Smoke extraction (max 45-50°C).
- BOX HBX: General ventilation in enclosed environments classified as ATEX zone 1 with motor EEx_d IIC T5
- Maximum working temperature: 50°C

Accessories



AC



BAD



INT



JE-45



PC2



PCP



PO



PS



RP



SFC



SIL-C /
SIL-CN

UNDER REQUEST

- B-form or 100% reversible impeller.
- 60Hz fans and special voltages.
- ATEX classification for other areas
- Bigger fan sizes.

In compliance with the 94/9/CE Directive of 2014/34/UE. ATEX buit. Certified ATEX II2G, II3G o II3D with certified ATEX motor for areas 1 (gas), 2 (gas) or 22 (dust)

Technical data

Three-phase motor / 2 poles

Code	Model	R.P.M.	Rated I. (A) 400V	Rated power kW	Max. Airflow m3/h	Sound db (A)*	Weight	Connect. diagram
2A0604018	HMX 40 T2 1,1kW	2830	2,6	1,10	7.850	64	22	1
2A0604519	HMX 45 T2 1,5kW	2850	3,95	1,50	9.750	69	23	1
2A0604527	HMX 45 T2 2,2kW	2840	5,4	2,20	12.160	69	24	1

Three-phase motor / 4 poles

Code	Model	R.P.M.	Rated I. (A) 400V	Rated power kW	Max. Airflow m3/h	Sound db (A)*	Weight	Connect. diagram
2A0604041	HMX 40 T4 0,25kW	1400	0,84	0,25	4.660	48	25	1
2A0604542	HMX 45 T4 0,37kW	1410	1,2	0,37	6.600	49	21	1
2A0605043	HMX 50 T4 0,55kW	1430	1,75	0,55	8.750	59	26	1
2A0605643	HMX 56 T4 0,55kW	1430	1,75	0,55	8.680	67	29	1
2A0605644	HMX 56 T4 0,75kW	1410	2,1	0,75	10.810	56	30	1
2A0605645	HMX 56 T4 1,1kW	1420	3,3	1,10	12.520	57	34	1
2A0605646	HMX 56 T4 1,5kW	1415	3,8	1,50	14.600	60	36	1
2A0606344	HMX 63 T4 0,75kW	1410	2,1	0,75	12.020	67	39	1
2A0606345	HMX 63 T4 1,1kW	1420	3,3	1,10	14.740	56	43	1
2A0606346	HMX 63 T4 1,5kW	1415	3,8	1,50	16.610	62	45	1
2A0606354	HMX 63 T4 2,2kW	1440	5,8	2,20	18.630	58	56	1
2A0607145	HMX 71 T4 1,1kW	1420	3,3	1,10	16.800	70	47	1
2A0607146	HMX 71 T4 1,5kW	1415	3,8	1,50	19.960	62	50	1
2A0607154	HMX 71 T4 2,2kW	1440	5,8	2,20	23.200	69	65	1
2A0607156	HMX 71 T4 3kW	1420	6,8	3	25.160	62	67	1
2A0608056	HMX 80 T4 3kW	1420	6,8	3	31.090	72	73	1
2A0608059	HMX 80 T4 4kW	1450	9,1	4	34.000	67	78	1

Three-phase motor / 6 poles

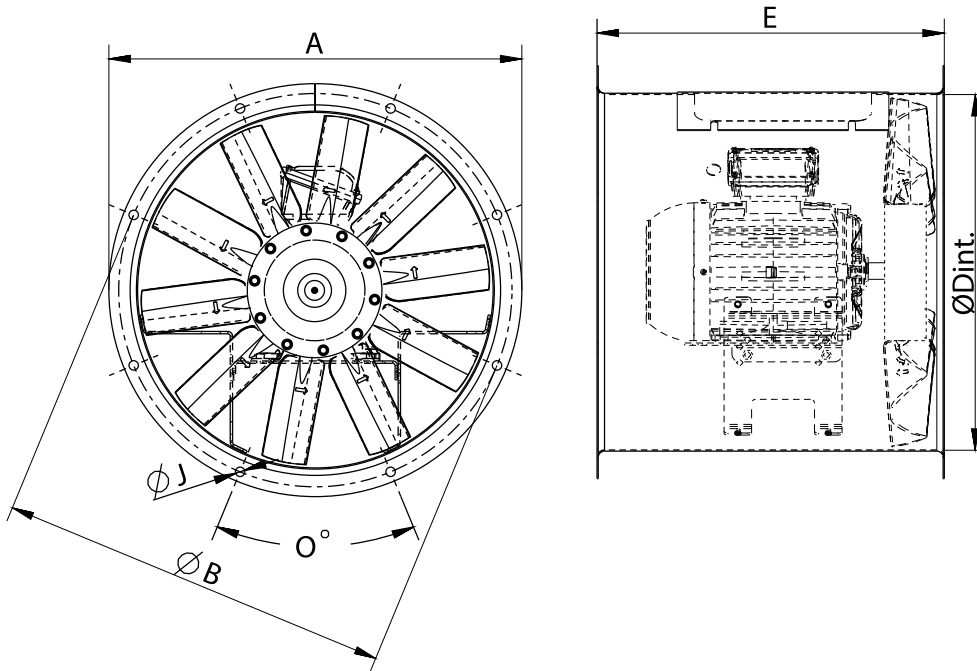
Code	Model	R.P.M.	Rated I. (A) 400V	Rated power kW	Max. Airflow m3/h	Sound db (A)*	Weight	Connect. diagram
2A0605069	HMX 50 T6 0,25kW	910	1	0,25	5.960	53	26	1
2A0605669	HMX 56 T6 0,25kW	910	1	0,25	7.700	58	26	1
2A0605670	HMX 56 T6 0,37kW	940	1,4	0,37	8.770	50	28	1
2A0606370	HMX 63 T6 0,37kW	940	1,4	0,37	10.760	55	37	1



Code	Model	R.P.M.	Rated I. (A) 400V	Rated power kW	Max. Airflow m3/h	Sound db (A)*	Weight	Connect. diagram
2A0606371	HMX 63 T6 0,55kW	930	2	0,55	12.050	51	39	1
2A0607172	HMX 71 T6 0,75kW	930	2,2	0,75	16.250	53	50	1
2A0608072	HMX 80 T6 0,75kW	930	2,2	0,75	18.300	61	62	1
2A0608073	HMX 80 T6 1,1kW	910	3,2	1,10	20.550	63	64	1
2A0608074	HMX 80 T6 1,5kW	940	4	1,50	22.970	58	70	1
2A0608078	HMX 80 T6 2,2kW	930	5,2	2,20	25.190	57	75	1

Notes:
 * Total sound pressure level at the point of maximum flow measured in dB(A) in the suction measured in free field at a distance of 6m from the source

Dimensions



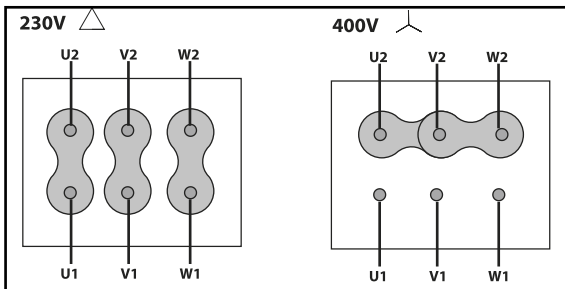
Model	A	B	D	E	J	O
HMX 40 T2 1,1kW	472	450	403	440	10	8x45°
HMX 40 T4 0,25kW	472	450	403	440	10	8x45°
HMX 45 T2 1,5kW	525	500	452	455	12	8x45°
HMX 45 T2 2,2kW	525	500	452	455	12	8x45°
HMX 45 T4 0,37kW	525	500	452	455	12	8x45°
HMX 50 T4 0,55kW	600	560	504	440	12	12x30°
HMX 50 T6 0,25kW	600	560	504	440	12	12x30°
HMX 56 T4 0,55kW	646	620	559	560	12	12x30°
HMX 56 T4 0,75kW	646	620	559	560	12	12x30°
HMX 56 T4 1,1kW	646	620	559	560	12	12x30°
HMX 56 T4 1,5kW	646	620	559	560	12	12x30°
HMX 56 T6 0,25kW	646	620	559	560	12	12x30°
HMX 56 T6 0,37kW	646	620	559	560	12	12x30°
HMX 63 T4 0,75kW	725	690	633	550	12	12x30°
HMX 63 T4 1,1kW	725	690	633	550	12	12x30°
HMX 63 T4 1,5kW	725	690	633	550	12	12x30°
HMX 63 T4 2,2kW	725	690	633	550	12	12x30°
HMX 63 T6 0,37kW	725	690	633	550	12	12x30°
HMX 63 T6 0,55kW	725	690	633	550	12	12x30°
HMX 71 T4 1,1kW	802	770	715	600	12	16x22,5°
HMX 71 T4 1,5kW	802	770	715	600	12	16x22,5°

Model	A	B	D	E	J	O
HMX 71 T4 2,2kW	802	770	715	600	12	16x22,5°
HMX 71 T4 3kW	802	770	715	600	12	16x22,5°
HMX 71 T6 0,75kW	802	770	715	600	12	16x22,5°
HMX 80 T4 3kW	892	860	801	600	12	16x22,5°
HMX 80 T4 4kW	892	860	801	600	12	16x22,5°
HMX 80 T6 0,75kW	892	860	801	600	12	16x22,5°
HMX 80 T6 1,1kW	892	860	801	600	12	16x22,5°
HMX 80 T6 1,5kW	892	860	801	600	12	16x22,5°
HMX 80 T6 2,2kW	892	860	801	600	12	16x22,5°

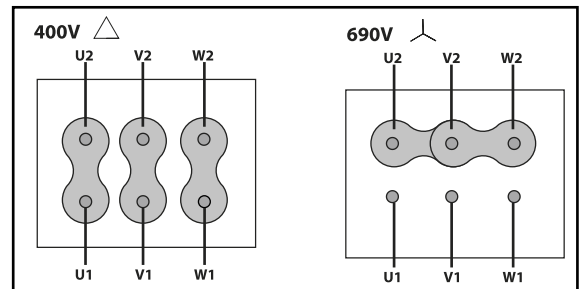
Wiring diagram

DIAGRAM Nº 1

230/400V



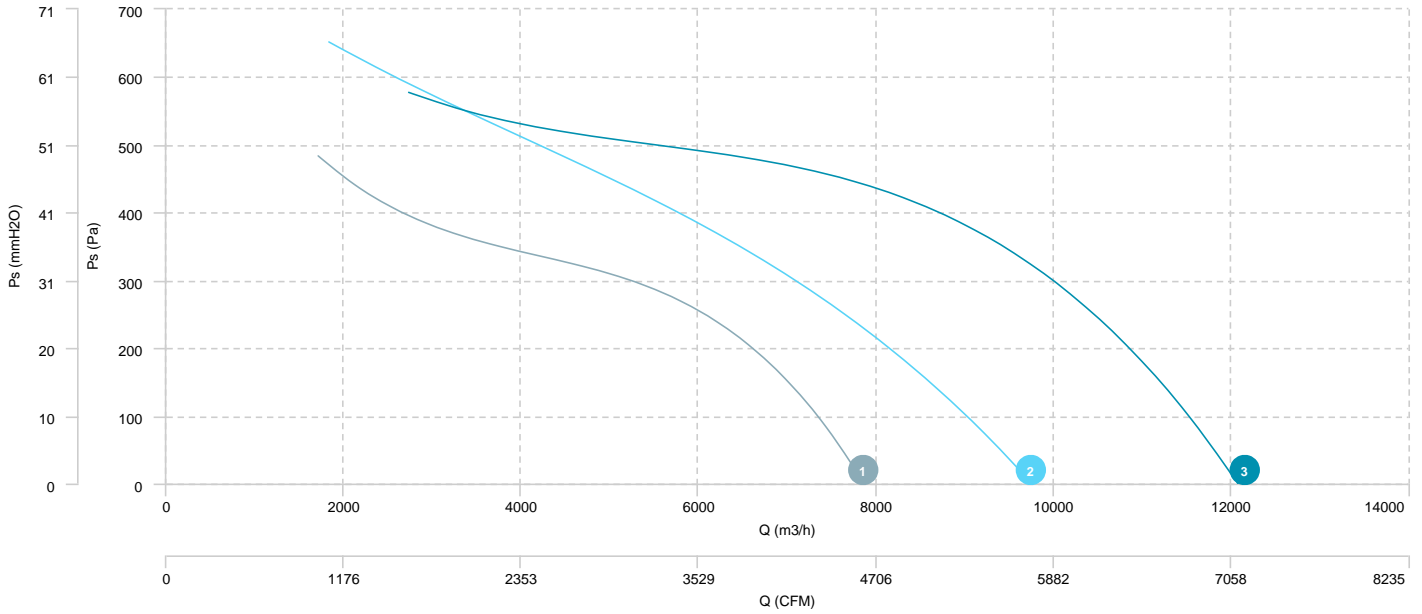
400/690V



CHARACTERISCTIC CURVE

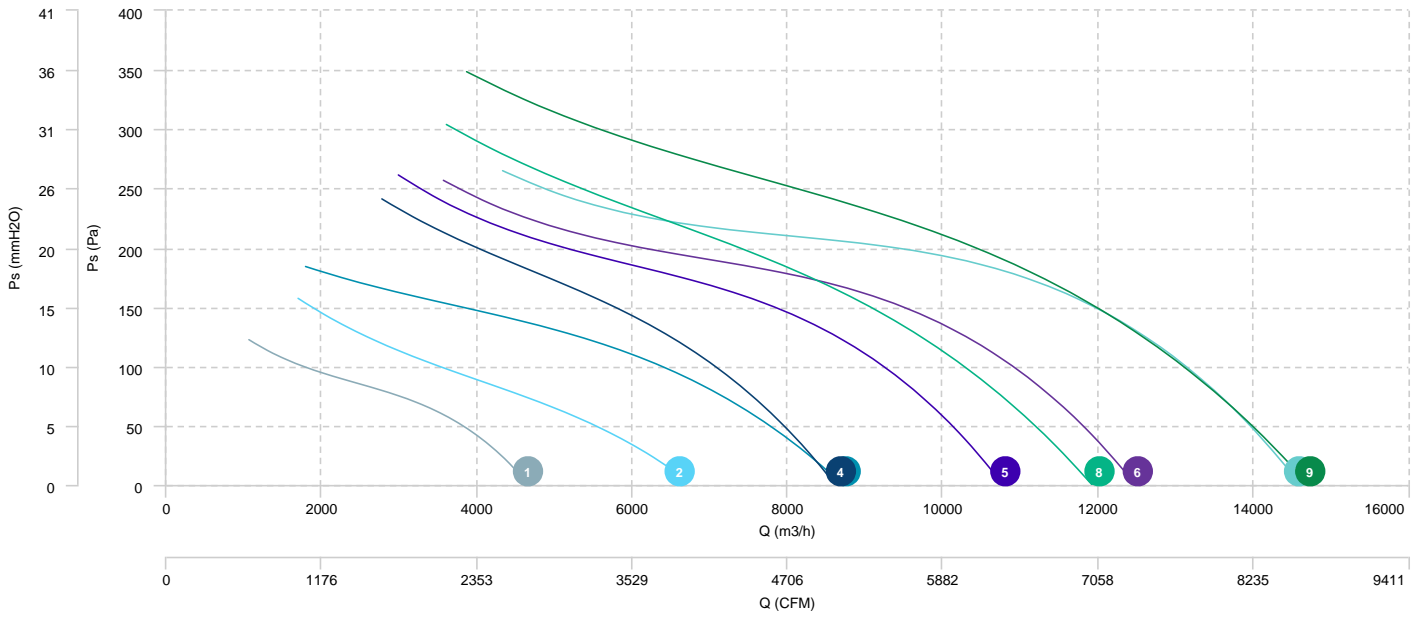
- 1 HMX 40 T2 1,1kW
- 2 HMX 45 T2 1,5kW
- 3 HMX 45 T2 2,2kW

AIR FLOW - PRESSURE



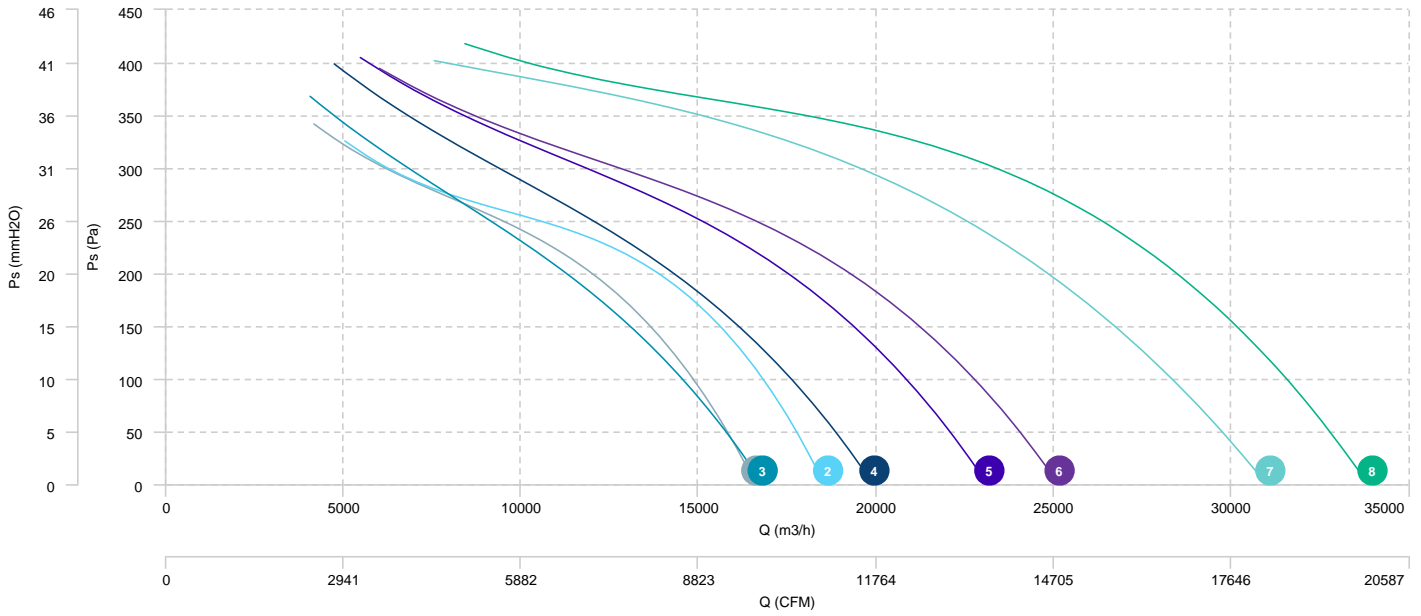
1	HMX 40 T4 0,25kW	2	HMX 45 T4 0,37kW	3	HMX 50 T4 0,55kW	4	HMX 56 T4 0,55kW
5	HMX 56 T4 0,75kW	6	HMX 56 T4 1,1kW	7	HMX 56 T4 1,5kW	8	HMX 63 T4 0,75kW
9	HMX 63 T4 1,1kW						

AIR FLOW - PRESSURE



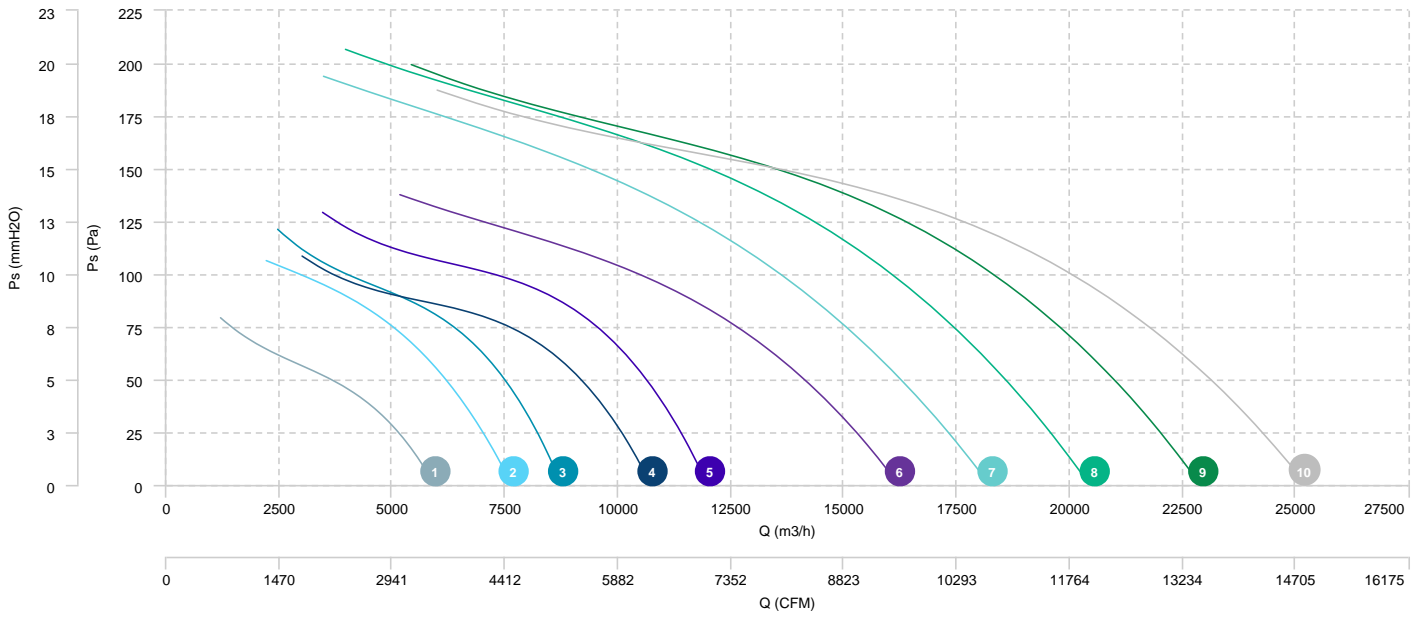
1	HMX 63 T4 1,5kW	2	HMX 63 T4 2,2kW	3	HMX 71 T4 1,1kW	4	HMX 71 T4 1,5kW
5	HMX 71 T4 2,2kW	6	HMX 71 T4 3kW	7	HMX 80 T4 3kW	8	HMX 80 T4 4kW

AIR FLOW - PRESSURE



1	HMX 50 T6 0,25kW	2	HMX 56 T6 0,25kW	3	HMX 56 T6 0,37kW	4	HMX 63 T6 0,37kW
5	HMX 63 T6 0,55kW	6	HMX 71 T6 0,75kW	7	HMX 80 T6 0,75kW	8	HMX 80 T6 1,1kW
9	HMX 80 T6 1,5kW	10	HMX 80 T6 2,2kW				

AIR FLOW - PRESSURE



Sound data

Sound / 2 poles

Sound power Lw dB (A)										
Model		63 Hz	125 Hz	250 Hz	500 Hz	1000 Hz	2000 Hz	4000 Hz	8000 Hz	Total
HMX 40 T2 1,1kW	Inlet	57	69	75	81	84	85	85	79	90
HMX 45 T2 1,5kW	Inlet	63	73	80	87	91	90	90	84	95
HMX 45 T2 2,2kW	Inlet	63	74	83	88	88	87	87	81	95

Sound / 4 poles

Sound power Lw dB (A)										
Model		63 Hz	125 Hz	250 Hz	500 Hz	1000 Hz	2000 Hz	4000 Hz	8000 Hz	Total
HMX 40 T4 0,25kW	Inlet	44	53	60	65	68	69	69	63	74
HMX 45 T4 0,37kW	Inlet	46	54	60	65	68	68	69	63	75
HMX 50 T4 0,55kW	Inlet	58	65	70	74	75	75	74	68	85
HMX 56 T4 0,55kW	Inlet	58	71	82	88	87	81	79	70	93
HMX 56 T4 0,75kW	Inlet	52	61	68	73	76	76	77	70	82
HMX 56 T4 1,1kW	Inlet	55	61	69	74	77	76	77	70	83
HMX 56 T4 1,5kW	Inlet	59	66	72	76	78	77	78	70	86
HMX 63 T4 0,75kW	Inlet	56	65	82	89	88	83	81	73	93
HMX 63 T4 1,1kW	Inlet	52	59	64	72	77	76	79	71	82
HMX 63 T4 1,5kW	Inlet	58	67	75	80	81	80	81	73	88
HMX 63 T4 2,2kW	Inlet	55	62	68	75	78	78	80	72	84
HMX 71 T4 1,1kW	Inlet	59	69	85	92	90	86	84	76	96
HMX 71 T4 1,5kW	Inlet	59	64	72	79	83	82	83	74	88
HMX 71 T4 2,2kW	Inlet	64	75	84	87	86	84	84	76	95
HMX 71 T4 3kW	Inlet	59	66	71	79	81	81	83	74	88
HMX 80 T4 3kW	Inlet	65	76	84	93	91	89	89	81	98
HMX 80 T4 4kW	Inlet	65	72	78	83	85	85	86	78	93

Sound / 6 poles

Sound power Lw dB (A)										
Model		63 Hz	125 Hz	250 Hz	500 Hz	1000 Hz	2000 Hz	4000 Hz	8000 Hz	Total
HMX 50 T6 0,25kW	Inlet	53	60	65	67	68	67	66	60	79
HMX 56 T6 0,25kW	Inlet	55	65	73	75	75	73	71	63	84
HMX 56 T6 0,37kW	Inlet	47	56	61	66	69	69	70	61	76
HMX 63 T6 0,37kW	Inlet	51	59	69	75	74	73	73	66	81
HMX 63 T6 0,55kW	Inlet	48	57	63	67	71	70	70	64	77

Sound power Lw dB (A)										
Model		63 Hz	125 Hz	250 Hz	500 Hz	1000 Hz	2000 Hz	4000 Hz	8000 Hz	Total
HMX 71 T6 0,75kW	Inlet	50	57	63	70	72	72	74	65	79
HMX 80 T6 0,75kW	Inlet	53	65	71	79	84	82	82	73	87
HMX 80 T6 1,1kW	Inlet	56	68	75	84	82	80	80	72	89
HMX 80 T6 1,5kW	Inlet	56	63	69	74	76	76	77	69	84
HMX 80 T6 2,2kW	Inlet	55	62	68	71	74	76	75	69	83