

## HCFX (F400+ATEX)



SHORT CASED AXIAL ATEX FAN 400°C/2H

MANUFACTURING FEATURES:

- Axial fan short casing with circular reinforced frame.
- Modular motor-impeller assembly. Cast aluminium impeller with variable pitch angle. Polyester powder finishing coat.
- Standard asynchronous squirrel-cage motor with IP-55 protection and Class H insulation certified 400°C/2h. Manufactured with standard voltages: 230/400V 50Hz in three phase motors up to 4kW and 400/690V 50Hz for higher powers.
- Protection ring made of aluminium.

APPLICATIONS:

Designed for inline installation, they are suitable for:

- Smoke emergency exhaust with motor inside the hazardous area.
- Maximum working temperature: 60°C.

UNDER REQUEST:

- Supply impeller (air direction from impeller to motor).
- 100% reversible impeller.

Official homologation by the European laboratory APPLUS according to EN 12101-3:2002, EN 12101-3:2002/AC:2005  
 Certification Nr: 0370-CPR-0912

### Accessories



AC



BAD



CPM



INT



INT 400



PO



RP



RP1



SFC



SIL-C /  
SIL-CN

## Technical data

### Three-phase motor / 4 poles

Code	Model	R.P.M.	Rated I. (A) 400V	Rated power kW	Max. Airflow m3/h	Sound db (A)**	Weight	Connect. diagram
26247606__FX	HCFX 45 T4 0,75kW (A5:6)	1404	1,95	0,75	6.650	50	24	1
26250606__FX	HCFX 50 T4 0,75kW (A5:6)	1404	1,95	0,75	8.760	52	33	1
26258656__FX	HCFX 56 T4 0,75kW (A5:6)	1404	1,95	0,75	10.270	59	63	1
26260656__FX	HCFX 56 T4 1,1kW (A5:6)	1392	2,7	1,10	11.890	56	68	1
26261656__FX	HCFX 56 T4 1,5kW (A5:6)	1410	3,6	1,50	13.870	58	69	1
26265656__FX	HCFX 63 T4 0,75kW (A5:6)	1404	1,95	0,75	11.420	60	60	1
26266656__FX	HCFX 63 T4 1,1kW (A5:6)	1392	2,7	1,10	14.010	61	65	1
26267656__FX	HCFX 63 T4 1,5kW (A5:6)	1410	3,6	1,50	15.780	59	66	1
26268656__FX	HCFX 63 T4 2,2kW (A5:6)	1420	4,55	2,20	17.690	59	72	1
26272656__FX	HCFX 71 T4 0,75kW (A5:6)	1404	1,95	0,75	12.950	65	71	1
26273656__FX	HCFX 71 T4 1,1kW (A5:6)	1392	2,7	1,10	15.960	64	73	1
26274656__FX	HCFX 71 T4 1,5kW (A5:6)	1410	3,6	1,50	18.960	63	74	1
26275656__FX	HCFX 71 T4 2,2kW (A5:6)	1420	4,55	2,20	22.040	62	76	1
26276656__FX	HCFX 71 T4 3kW (A5:6)	1420	6,12	3	23.900	65	79	1
26284656__FX	HCFX 80 T4 3kW (A5:6)	1420	6,12	3	29.500	68	88	1
26285656__FX	HCFX 80 T4 4kW (A5:6)	1428	8,57	4	32.300	65	101	1
26293634__FX	HCFX 90 T4 3kW (A3:4)	1420	6,12	3	27.600	67	101	1
26294634__FX	HCFX 90 T4 4kW (A3:4)	1428	8,57	4	32.700	65	114	1
26295634__FX	HCFX 90 T4 5,5kW (A3:4)	1450	10,58	5,50	39.500	64	127	1
26295638__FX	HCFX 90 T4 5,5kW (A3:8)	1450	10,58	5,50	32.000	72	131	1
26296634__FX	HCFX 90 T4 7,5kW (A3:4)	1453	14,46	7,50	44.600	65	141	1
26296638__FX	HCFX 90 T4 7,5kW (A3:8)	1453	14,46	7,50	37.100	69	145	1
26297634__FX	HCFX 90 T4 11kW (A3:4)	1470	21,2	11	46.300	65	171	1
26297638__FX	HCFX 90 T4 11kW (A3:8)	1470	21,2	11	47.600	68	172	1
26298638__FX	HCFX 90 T4 15kW (A3:8)	1465	28,7	15	52.600	67	200	1
26214634__FX	HCFX 100 T4 5,5kW (A3:4)	1450	10,58	5,50	45.600	72	139	1
26215634__FX	HCFX 100 T4 7,5kW (A3:4)	1453	14,46	7,50	51.400	71	153	1
26215638__FX	HCFX 100 T4 7,5kW (A3:8)	1453	14,46	7,50	39.400	81	156	1
26216634__FX	HCFX 100 T4 11kW (A3:4)	1470	21,2	11	62.300	70	180	1
26216638__FX	HCFX 100 T4 11kW (A3:8)	1470	21,2	11	52.500	80	183	1
26217634__FX	HCFX 100 T4 15kW (A3:4)	1465	28,7	15	65.200	71	208	1
26217638__FX	HCFX 100 T4 15kW (A3:8)	1465	28,7	15	63.600	75	211	1
26218638__FX	HCFX 100 T4 18,5kW (A3:8)	1465	35,1	18,50	71.300	73	259	1
26219638__FX	HCFX 100 T4 22kW (A3:8)	1465	40,5	22	75.100	74	260	1
26223634__FX	HCFX 112 T4 5,5kW (A3:4)	1450	10,58	5,50	50.600	75	170	1

Code	Model	R.P.M.	Rated I. (A) 400V	Rated power kW	Max. Airflow m3/h	Sound db (A)**	Weight	Connect. diagram
26224634__FX	HCFX 112 T4 7,5kW (A3:4)	1453	14,46	7,50	59.100	76	176	1
26225634__FX	HCFX 112 T4 11kW (A3:4)	1470	21,2	11	75.500	74	200	1
26225638__FX	HCFX 112 T4 11kW (A3:8)	1470	21,2	11	57.600	83	203	1
26226634__FX	HCFX 112 T4 15kW (A3:4)	1465	28,7	15	86.200	72	225	1
26226638__FX	HCFX 112 T4 15kW (A3:8)	1465	28,7	15	72.400	80	229	1
26227634__FX	HCFX 112 T4 18,5kW (A3:4)	1465	35,1	18,50	89.500	73	268	1
26227638__FX	HCFX 112 T4 18,5kW (A3:8)	1465	35,1	18,50	82.400	78	272	1
26228638__FX	HCFX 112 T4 22kW (A3:8)	1465	40,5	22	91.800	75	273	1
26229638__FX	HCFX 112 T4 30kW (A3:8)	1470	56,2	30	99.700	75	327	1
27206634__FX	HCFX 125 T4 11kW (A3:4)	1470	21,2	11	74.100	83	209	1
27207634__FX	HCFX 125 T4 15kW (A3:4)	1465	28,7	15	91.200	81	237	1
27208634__FX	HCFX 125 T4 18,5kW (A3:4)	1465	35,1	18,50	102.000	76	285	1
27208638__FX	HCFX 125 T4 18,5kW (A3:8)	1465	35,1	18,50	77.800	89	293	1
27209634__FX	HCFX 125 T4 22kW (A3:4)	1465	40,5	22	112.000	75	286	1
27209638__FX	HCFX 125 T4 22kW (A3:8)	1465	40,5	22	91.200	87	294	1
27210634__FX	HCFX 125 T4 30kW (A3:4)	1470	56,2	30	121.000	76	346	1
27210638__FX	HCFX 125 T4 30kW (A3:8)	1470	56,2	30	111.000	84	354	1
27211638__FX	HCFX 125 T4 37kW (A3:8)	1475	66,6	37	124.000	79	455	1
27212638__FX	HCFX 125 T4 45kW (A3:8)	1475	80,7	45	135.000	78	500	1

### Three-phase motor / 6 poles

Code	Model	R.P.M.	Rated I. (A) 400V	Rated power kW	Max. Airflow m3/h	Sound db (A)**	Weight	Connect. diagram
26251606__FX	HCFX 50 T6 0,75kW (A5:6)	923	1,95	0,75	6.000	43	30	1
26258656__FX	HCFX 56 T6 0,75kW (A5:6)	923	1,95	0,75	8.330	48	62	1
26264656__FX	HCFX 63 T6 0,75kW (A5:6)	923	1,95	0,75	11.450	50	58	1
26272656__FX	HCFX 71 T6 0,75kW (A5:6)	923	1,95	0,75	15.440	57	67	1
26280656__FX	HCFX 80 T6 0,75kW (A5:6)	923	1,95	0,75	17.380	59	74	1
26281656__FX	HCFX 80 T6 1,1kW (A5:6)	920	2,78	1,10	19.520	57	78	1
26282656__FX	HCFX 80 T6 1,5kW (A5:6)	933	3,71	1,50	21.820	56	84	1
26283656__FX	HCFX 80 T6 2,2kW (A5:6)	948	5,3	2,20	23.930	56	93	1
26291634__FX	HCFX 90 T6 1,5kW (A3:4)	933	3,71	1,50	25.600	57	97	1
26291638__FX	HCFX 90 T6 1,5kW (A3:8)	933	3,71	1,50	20.700	62	101	1
26292634__FX	HCFX 90 T6 2,2kW (A3:4)	948	5,3	2,20	30.000	56	106	1
26292638__FX	HCFX 90 T6 2,2kW (A3:8)	948	5,3	2,20	25.700	60	109	1
26293638__FX	HCFX 90 T6 3kW (A3:8)	965	7,3	3	30.800	58	133	1
26294638__FX	HCFX 90 T6 4kW (A3:8)	963	9,46	4	34.100	58	139	1

Code	Model	R.P.M.	Rated I. (A) 400V	Rated power kW	Max. Airflow m3/h	Sound db (A)**	Weight	Connect. diagram
26210634__FX	HCFX 100 T6 1,5kW (A3:4)	933	3,71	1,50	29.600	63	108	1
26211634__FX	HCFX 100 T6 2,2kW (A3:4)	948	5,3	2,20	35.000	63	117	1
26211638__FX	HCFX 100 T6 2,2kW (A3:8)	948	5,3	2,20	27.600	71	119	1
26212634__FX	HCFX 100 T6 3kW (A3:4)	965	7,3	3	40.400	61	141	1
26212638__FX	HCFX 100 T6 3kW (A3:8)	965	7,3	3	34.000	68	145	1
26213634__FX	HCFX 100 T6 4kW (A3:4)	963	9,46	4	42.200	61	147	1
26213638__FX	HCFX 100 T6 4kW (A3:8)	963	9,46	4	41.200	66	151	1
26214638__FX	HCFX 100 T6 5,5kW (A3:8)	960	12,8	5,50	48.600	64	155	1
26220634__FX	HCFX 112 T6 2,2kW (A3:4)	948	5,3	2,20	41.000	66	147	1
26221634__FX	HCFX 112 T6 3kW (A3:4)	965	7,3	3	48.900	64	168	1
26221638__FX	HCFX 112 T6 3kW (A3:8)	965	7,3	3	37.300	73	170	1
26222634__FX	HCFX 112 T6 4kW (A3:4)	963	9,46	4	55.900	63	174	1
26222638__FX	HCFX 112 T6 4kW (A3:8)	963	9,46	4	46.900	70	174	1
26223634__FX	HCFX 112 T6 5,5kW (A3:4)	960	12,8	5,50	58.000	63	177	1
26223638__FX	HCFX 112 T6 5,5kW (A3:8)	960	12,8	5,50	56.600	68	184	1
26224638__FX	HCFX 112 T6 7,5kW (A3:8)	970	15	7,50	64.600	66	223	1
27202634__FX	HCFX 125 T6 3kW (A3:4)	965	7,3	3	51.700	73	174	1
27203634__FX	HCFX 125 T6 4kW (A3:4)	963	9,46	4	59.100	70	180	1
27204634__FX	HCFX 125 T6 5,5kW (A3:4)	960	12,8	5,50	69.400	66	184	1
27204638__FX	HCFX 125 T6 5,5kW (A3:8)	960	12,8	5,50	54.800	80	195	1
27205634__FX	HCFX 125 T6 7,5kW (A3:4)	970	15	7,50	78.400	66	228	1
27205638__FX	HCFX 125 T6 7,5kW (A3:8)	970	15	7,50	67.700	76	239	1
27206638__FX	HCFX 125 T6 11kW (A3:8)	970	22	11	83.800	71	259	1
27207638__FX	HCFX 125 T6 15kW (A3:8)	970	27,9	15	87.200	67	297	1

## 2 SPEED MOTOR / 4/8 poles

Code	Model	R.P.M.	Rated I. (A) 400V	Rated power kW	Max. Airflow m3/h	Sound db (A)**	Weight	Connect. diagram
26247606__XW	HCFX 45 T4/T8 0,8/0,2kW (A5:6)	1430	2/0,89	0.8/0.2	6.650	50	24	2
26250606__XW	HCFX 50 T4/T8 0,8/0,2kW (A5:6)	1430	2/0,89	0.8/0.2	8.760	52	33	2
26259656__XW	HCFX 56 T4/T8 0,8/0,2kW (A5:6)	1430	2/0,89	0.8/0.2	10.270	59	62	2
26260656__XW	HCFX 56 T4/T8 1,2/0,3kW (A5:6)	1410	2,92/1,29	1.2/0.3	11.890	56	68	2
26261656__XW	HCFX 56 T4/T8 1,6/0,4kW (A5:6)	1440	3,8/1,69	1.6/0.4	13.870	58	69	2
26265656__XW	HCFX 63 T4/T8 0,8/0,2kW (A5:6)	1430	2/0,89	0.8/0.2	11.420	60	60	2
26266656__XW	HCFX 63 T4/T8 1,2/0,3kW (A5:6)	1410	2,92/1,29	1.2/0.3	14.010	61	65	2
26267656__XW	HCFX 63 T4/T8 1,6/0,4kW (A5:6)	1440	3,8/1,69	1.6/0.4	15.780	59	66	2
26268656__XW	HCFX 63 T4/T8 2,2/0,37kW (A5:6)	1440	4,84/2	2.2/0.37	17.690	59	72	2



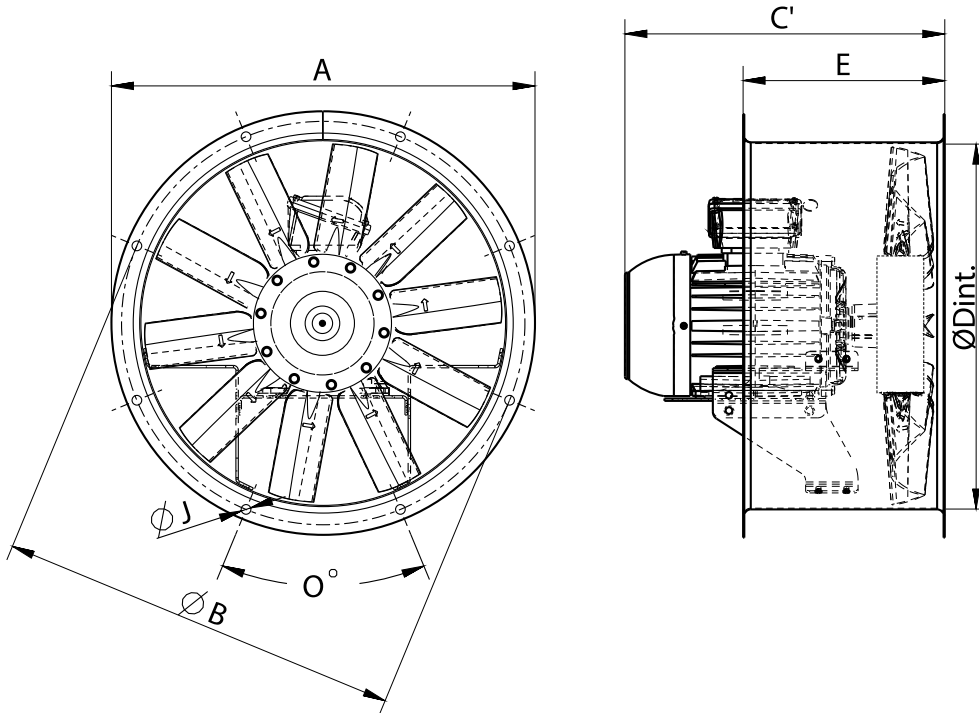
Code	Model	R.P.M.	Rated I. (A) 400V	Rated power kW	Max. Airflow m3/h	Sound db (A)**	Weight	Connect. diagram
26272656__XW	HCFX 71 T4/T8 0,8/0,2kW (A5:6)	1430	2/0,89	0.8/0.2	12.950	65	71	2
26273656__XW	HCFX 71 T4/T8 1,2/0,3kW (A5:6)	1410	2,92/1,29	1.2/0.3	15.960	64	73	2
26274656__XW	HCFX 71 T4/T8 1,6/0,4kW (A5:6)	1440	3,8/1,69	1.6/0.4	18.960	63	74	2
26275656__XW	HCFX 71 T4/T8 2,2/0,37kW (A5:6)	1440	4,84/2	2.2/0.37	22.040	62	76	2
26276656__XW	HCFX 71 T4/T8 3/0,55kW (A5:6)	1428	7,1/5,1	3/0.55	23.900	65	79	2
26284656__XW	HCFX 80 T4/T8 3/0,55kW (A5:6)	1428	7,1/5,1	3/0.55	29.500	68	88	2
26285656__XW	HCFX 80 T4/T8 4/0,75kW (A5:6)	1430	8,6/2,6	4/0.75	32.300	65	101	2
26293634__XW	HCFX 90 T4/T8 2,8/0,7kW (A3:4)	1440	6/2,4	2.8/0.7	27.600	67	107	2
26294634__XW	HCFX 90 T4/T8 4/0,75kW (A3:4)	1430	8,6/2,6	4/0.75	32.700	65	114	2
26295634__XW	HCFX 90 T4/T8 5,5/1,1kW (A3:4)	1454	10,9/3,32	5.5/1.1	39.500	64	127	2
26295638__XW	HCFX 90 T4/T8 5,5/1,1kW (A3:8)	1454	10,9/3,32	5.5/1.1	29.400	72	131	2
26296634__XW	HCFX 90 T4/T8 7,5/1,5kW (A3:4)	1461	14,9/3,7	7.5/1.5	44.600	65	141	2
26296638__XW	HCFX 90 T4/T8 7,5/1,5kW (A3:8)	1461	14,9/3,7	7.5/1.5	37.100	70	145	2
26297634__XW	HCFX 90 T4/T8 11/3kW (A3:4)	1455	21,7/7	11/3	46.300	65	171	2
26297638__XW	HCFX 90 T4/T8 11/3kW (A3:8)	1455	21,7/7	11/3	47.600	68	172	2
26298638__XW	HCFX 90 T4/T8 14/3,5kW (A3:8)	1450	26,5/8,45	14/3.5	52.600	67	202	2
26214634__XW	HCFX 100 T4/T8 5,5/1,1kW (A3:4)	1454	10,9/3,32	5.5/1.1	45.600	72	139	2
26215634__XW	HCFX 100 T4/T8 7,5/1,5kW (A3:4)	1461	14,9/3,7	7.5/1.5	51.400	71	153	2
26215638__XW	HCFX 100 T4/T8 7,5/1,5kW (A3:8)	1461	14,9/3,7	7.5/1.5	39.400	81	156	2
26216634__XW	HCFX 100 T4/T8 11/3kW (A3:4)	1455	21,7/7	11/3	62.300	70	180	2
26216638__XW	HCFX 100 T4/T8 11/3kW (A3:8)	1455	21,7/7	11/3	52.500	80	183	2
26217634__XW	HCFX 100 T4/T8 14/3,5kW (A3:4)	1450	26,5/8,45	14/3.5	65.200	71	186	2
26217638__XW	HCFX 100 T4/T8 14/3,5kW (A3:8)	1450	26,5/8,45	14/3.5	59.700	75	189	2
26218638__XW	HCFX 100 T4/T8 17/4,3kW (A3:8)	1475	33,4/12,7	17/4.3	67.500	73	201	2
26219638__XW	HCFX 100 T4/T8 20/5kW (A3:8)	1470	38,6/14,1	20/5	75.100	74	211	2
26223634__XW	HCFX 112 T4/T8 5,5/1,1kW (A3:4)	1454	10,9/3,32	5.5/1.1	50.600	75	160	2
26224634__XW	HCFX 112 T4/T8 7,5/1,5kW (A3:4)	1461	14,9/3,7	7.5/1.5	59.100	76	176	2
26225634__XW	HCFX 112 T4/T8 11/3kW (A3:4)	1455	21,7/7	11/3	75.500	74	200	2
26225638__XW	HCFX 112 T4/T8 11/3kW (A3:8)	1455	21,7/7	11/3	52.700	83	203	2
26226634__XW	HCFX 112 T4/T8 14/3,5kW (A3:4)	1450	26,5/8,45	14/3.5	82.900	72	210	2
26226638__XW	HCFX 112 T4/T8 14/3,5kW (A3:8)	1450	26,5/8,45	14/3.5	67.500	81	213	2
26226634__XW	HCFX 112 T4/T8 17/4,3kW (A3:4)	1475	33,4/12,7	17/4.3	89.500	73	205	2
26226638__XW	HCFX 112 T4/T8 17/4,3kW (A3:8)	1475	33,4/12,7	17/4.3	77.400	79	209	2
26228638__XW	HCFX 112 T4/T8 20/5kW (A3:8)	1470	38,6/14,1	20/5	82.400	77	229	2
26228638__XW	HCFX 112 T4/T8 28/6,5kW (A3:8)	1480	52/18	28/6.5	99.700	75	272	2
27206634__XW	HCFX 125 T4/T8 11/3kW (A3:4)	1455	21,7/7	11/3	74.100	83	209	2
27207634__XW	HCFX 125 T4/T8 14/3,5kW (A3:4)	1450	26,5/8,45	14/3.5	85.500	81	209	2
27208634__XW	HCFX 125 T4/T8 17/4,3kW (A3:4)	1475	33,4/12,7	17/4.3	96.900	78	209	2
27209634__XW	HCFX 125 T4/T8 20/5kW (A3:4)	1470	38,6/14,1	20/5	107.000	76	237	2

Code	Model	R.P.M.	Rated I. (A) 400V	Rated power kW	Max. Airflow m3/h	Sound db (A)**	Weight	Connect. diagram
27208638__XW	HCFX 125 T4/T8 20/5kW (A3:8)	1470	38,6/14,1	20/5	84.500	89	242	2
27209634__XW	HCFX 125 T4/T8 28/6,5kW (A3:4)	1480	52/18	28/6.5	121.000	76	285	2
27210638__XW	HCFX 125 T4/T8 28/6,5kW (A3:8)	1480	52/18	28/6.5	105.000	85	293	2
27211638__XW	HCFX 125 T4/T8 37/9,2kW (A3:8)	1485	74,2/25,4	37/9.2	124.000	81	305	2
27212638__XW	HCFX 125 T4/T8 44/11kW (A3:8)	1480	80,2/27,2	44/11	135.000	78	500	2

**Notes:**

\*\* Total sound pressure level at the point of maximum flow measured in dB(A) in the suction measured in free field at a distance of 6m from the source

## Dimensions



Model	B	C	C'	D	E	J	O	ØA	ØB
HCFX 45 T4 0,75kW (A5:6)	-	357	-	-	250	-	8x45°	525	500
HCFX 45 T4/T8 0,8/0,2kW (A5:6)	-	357	-	-	250	-	8x45°	525	500
HCFX 50 T4 0,75kW (A5:6)	-	360	-	-	250	-	12x30°	600	560
HCFX 50 T6 0,75kW (A5:6)	-	372	-	-	250	-	12x30°	600	560
HCFX 50 T4/T8 0,8/0,2kW (A5:6)	-	360	-	-	250	-	12x30°	600	560
HCFX 56 T4 0,75kW (A5:6)	-	362	-	-	250	-	12x30°	646	620
HCFX 56 T4 1,1kW (A5:6)	-	372	-	-	250	-	12x30°	646	620
HCFX 56 T4 1,5kW (A5:6)	-	397	-	-	250	-	12x30°	646	620
HCFX 56 T6 0,75kW (A5:6)	-	372	-	-	250	-	12x30°	646	620
HCFX 56 T4/T8 0,8/0,2kW (A5:6)	-	362	-	-	250	-	12x30°	646	620
HCFX 56 T4/T8 1,2/0,3kW (A5:6)	-	372	-	-	250	-	12x30°	646	620
HCFX 56 T4/T8 1,6/0,4kW (A5:6)	-	397	-	-	250	-	12x30°	646	620
HCFX 63 T4 0,75kW (A5:6)	-	359	-	-	250	-	12x30°	725	690
HCFX 63 T4 1,1kW (A5:6)	-	393	-	-	250	-	12x30°	725	690
HCFX 63 T4 1,5kW (A5:6)	-	398	-	-	250	-	12x30°	725	690
HCFX 63 T4 2,2kW (A5:6)	-	450	-	-	250	-	12x30°	725	690
HCFX 63 T6 0,75kW (A5:6)	-	393	-	-	250	-	12x30°	725	690
HCFX 63 T4/T8 0,8/0,2kW (A5:6)	-	359	-	-	250	-	12x30°	725	690
HCFX 63 T4/T8 1,2/0,3kW (A5:6)	-	393	-	-	250	-	12x30°	725	690
HCFX 63 T4/T8 1,6/0,4kW (A5:6)	-	398	-	-	250	-	12x30°	725	690

Model	B	C	C'	D	E	J	O	ØA	ØB
HCFX 63 T4/T8 2,2/0,37kW (A5:6)	-	450	-	-	250	-	12x30°	725	690
HCFX 71 T4 0,75kW (A5:6)	-	362	-	-	350	-	16x22,5°	802	770
HCFX 71 T4 1,1kW (A5:6)	-	396	-	-	350	-	16x22,5°	802	770
HCFX 71 T4 1,5kW (A5:6)	-	421	-	-	350	-	16x22,5°	802	770
HCFX 71 T4 2,2kW (A5:6)	-	452	-	-	350	-	16x22,5°	802	770
HCFX 71 T4 3kW (A5:6)	-	452	-	-	350	-	16x22,5°	802	770
HCFX 71 T6 0,75kW (A5:6)	-	396	-	-	350	-	16x22,5°	802	770
HCFX 71 T4/T8 0,8/0,2kW (A5:6)	-	362	-	-	350	-	16x22,5°	802	770
HCFX 71 T4/T8 1,2/0,3kW (A5:6)	-	396	-	-	350	-	16x22,5°	802	770
HCFX 71 T4/T8 1,6/0,4kW (A5:6)	-	421	-	-	350	-	16x22,5°	802	770
HCFX 71 T4/T8 2,2/0,37kW (A5:6)	-	452	-	-	350	-	16x22,5°	802	770
HCFX 71 T4/T8 3/0,55kW (A5:6)	-	452	-	-	350	-	16x22,5°	802	770
HCFX 80 T4 3kW (A5:6)	-	476	-	-	350	-	16x22,5°	892	860
HCFX 80 T4 4kW (A5:6)	-	477	-	-	350	-	16x22,5°	892	860
HCFX 80 T6 0,75kW (A5:6)	-	445	-	-	350	-	16x22,5°	892	860
HCFX 80 T6 1,1kW (A5:6)	-	445	-	-	350	-	16x22,5°	892	860
HCFX 80 T6 1,5kW (A5:6)	-	476	-	-	350	-	16x22,5°	892	860
HCFX 80 T6 2,2kW (A5:6)	-	477	-	-	350	-	16x22,5°	892	860
HCFX 80 T4/T8 3/0,55kW (A5:6)	-	476	-	-	350	-	16x22,5°	892	860
HCFX 80 T4/T8 4/0,75kW (A5:6)	-	477	-	-	350	-	16x22,5°	892	860
HCFX 90 T4 3kW (A3:4)	-	-	655	-	425	-	16x22,5°	1000	970
HCFX 90 T4 4kW (A3:4)	-	-	655	-	425	-	16x22,5°	1000	970
HCFX 90 T4 5,5kW (A3:4)	-	-	655	-	425	-	16x22,5°	1000	970
HCFX 90 T4 5,5kW (A3:8)	-	-	655	-	425	-	16x22,5°	1000	970
HCFX 90 T4 7,5kW (A3:4)	-	-	655	-	425	-	16x22,5°	1000	970
HCFX 90 T4 7,5kW (A3:8)	-	-	655	-	425	-	16x22,5°	1000	970
HCFX 90 T4 11kW (A3:4)	-	-	718	-	425	-	16x22,5°	1000	970
HCFX 90 T4 11kW (A3:8)	-	-	718	-	425	-	16x22,5°	1000	970
HCFX 90 T4 15kW (A3:8)	-	-	762	-	425	-	16x22,5°	1000	970
HCFX 90 T6 1,5kW (A3:4)	-	-	655	-	425	-	16x22,5°	1000	970
HCFX 90 T6 1,5kW (A3:8)	-	-	655	-	425	-	16x22,5°	1000	970
HCFX 90 T6 2,2kW (A3:4)	-	-	655	-	425	-	16x22,5°	1000	970
HCFX 90 T6 2,2kW (A3:8)	-	-	655	-	425	-	16x22,5°	1000	970
HCFX 90 T6 3kW (A3:8)	-	-	655	-	425	-	16x22,5°	1000	970
HCFX 90 T6 4kW (A3:8)	-	-	655	-	425	-	16x22,5°	1000	970
HCFX 90 T4/T8 2,8/0,7kW (A3:4)	970	-	655	903,5	425	12	16x22,5°	1000	-
HCFX 90 T4/T8 4/0,75kW (A3:4)	-	-	655	-	425	-	16x22,5°	1000	970
HCFX 90 T4/T8 5,5/1,1kW (A3:4)	-	-	655	-	425	-	16x22,5°	1000	970
HCFX 90 T4/T8 5,5/1,1kW (A3:8)	-	-	655	-	425	-	16x22,5°	1000	970
HCFX 90 T4/T8 7,5/1,5kW (A3:4)	-	-	655	-	425	-	16x22,5°	1000	970



Model	B	C	C'	D	E	J	O	ØA	ØB
HCFX 90 T4/T8 7,5/1,5kW (A3:8)	-	-	655	-	425	-	16x22,5°	1000	970
HCFX 90 T4/T8 11/3kW (A3:4)	-	-	718	-	425	-	16x22,5°	1000	970
HCFX 90 T4/T8 11/3kW (A3:8)	-	-	718	-	425	-	16x22,5°	1000	970
HCFX 90 T4/T8 14/3,5kW (A3:8)	970	-	762	903,5	425	12	16X22,5°	1000	-
HCFX 100 T4 5,5kW (A3:4)	-	-	655	-	425	-	16x22,5°	1115	1070
HCFX 100 T4 7,5kW (A3:4)	-	-	655	-	425	-	16x22,5°	1115	1070
HCFX 100 T4 7,5kW (A3:8)	1070	-	655	1013	425	12	16X22,5°	1115	-
HCFX 100 T4 11kW (A3:4)	-	-	718	-	425	-	16x22,5°	1115	1070
HCFX 100 T4 11kW (A3:8)	-	-	718	-	425	-	16x22,5°	1115	1070
HCFX 100 T4 15kW (A3:4)	-	-	762	-	425	-	16x22,5°	1115	1070
HCFX 100 T4 15kW (A3:8)	-	-	762	-	425	-	16x22,5°	1115	1070
HCFX 100 T4 18,5kW (A3:8)	-	-	756	-	425	-	16x22,5°	1115	1070
HCFX 100 T4 22kW (A3:8)	-	-	794	-	425	-	16x22,5°	1115	1070
HCFX 100 T6 1,5kW (A3:4)	-	-	655	-	425	-	16x22,5°	1115	1070
HCFX 100 T6 2,2kW (A3:4)	-	-	655	-	425	-	16x22,5°	1115	1070
HCFX 100 T6 2,2kW (A3:8)	-	-	655	-	425	-	16x22,5°	1115	1070
HCFX 100 T6 3kW (A3:4)	-	-	655	-	425	-	16x22,5°	1115	1070
HCFX 100 T6 3kW (A3:8)	-	-	655	-	425	-	16x22,5°	1115	1070
HCFX 100 T6 4kW (A3:4)	-	-	655	-	425	-	16x22,5°	1115	1070
HCFX 100 T6 4kW (A3:8)	-	-	655	-	425	-	16x22,5°	1115	1070
HCFX 100 T6 5,5kW (A3:8)	-	-	655	-	425	-	16x22,5°	1115	1070
HCFX 100 T4/T8 5,5/1,1kW (A3:4)	-	-	655	-	425	-	16x22,5°	1115	1070
HCFX 100 T4/T8 7,5/1,5kW (A3:4)	-	-	655	-	425	-	16x22,5°	1115	1070
HCFX 100 T4/T8 7,5/1,5kW (A3:8)	1070	-	655	1013	425	12	16X22,5°	1115	-
HCFX 100 T4/T8 11/3kW (A3:4)	-	-	718	-	425	-	16x22,5°	1115	1070
HCFX 100 T4/T8 11/3kW (A3:8)	-	-	718	-	425	-	16x22,5°	1115	1070
HCFX 100 T4/T8 14/3,5kW (A3:4)	1070	-	762	1013	425	12	16X22,5°	1115	-
HCFX 100 T4/T8 14/3,5kW (A3:8)	1070	-	762	1013	425	12	16X22,5°	1115	-
HCFX 100 T4/T8 17/4,3kW (A3:8)	-	-	756	-	425	-	16x22,5°	1115	1070
HCFX 100 T4/T8 20/5kW (A3:8)	-	-	794	-	425	-	16x22,5°	1115	1070
HCFX 112 T4 5,5kW (A3:4)	1190	-	765	1132	500	12	16X22,5°	1234	-
HCFX 112 T4 7,5kW (A3:4)	-	-	765	-	500	-	16x22,5°	1234	1190
HCFX 112 T4 11kW (A3:4)	-	-	765	-	500	-	16x22,5°	1234	1190
HCFX 112 T4 11kW (A3:8)	1190	-	765	1132	500	12	16X22,5°	1234	-
HCFX 112 T4 15kW (A3:4)	-	-	772	-	500	-	16x22,5°	1234	1190
HCFX 112 T4 15kW (A3:8)	-	-	772	-	500	-	16x22,5°	1234	1190
HCFX 112 T4 18,5kW (A3:4)	-	-	766	-	500	-	16x22,5°	1234	1190
HCFX 112 T4 18,5kW (A3:8)	-	-	766	-	500	-	16x22,5°	1234	1190
HCFX 112 T4 22kW (A3:8)	-	-	804	-	500	-	16x22,5°	1234	1190
HCFX 112 T4 30kW (A3:8)	-	-	869	-	500	-	16x22,5°	1234	1190

Model	B	C	C'	D	E	J	O	ØA	ØB
HCFX 112 T6 2,2kW (A3:4)	-	-	765	-	500	-	16x22,5°	1234	1190
HCFX 112 T6 3kW (A3:4)	-	-	765	-	500	-	16x22,5°	1234	1190
HCFX 112 T6 3kW (A3:8)	-	-	765	-	500	-	16x22,5°	1234	1190
HCFX 112 T6 4kW (A3:4)	-	-	765	-	500	-	16x22,5°	1234	1190
HCFX 112 T6 4kW (A3:8)	-	-	765	-	500	-	16x22,5°	1234	1190
HCFX 112 T6 5,5kW (A3:4)	-	-	765	-	500	-	16x22,5°	1234	1190
HCFX 112 T6 5,5kW (A3:8)	-	-	765	-	500	-	16x22,5°	1234	1190
HCFX 112 T6 7,5kW (A3:8)	-	-	765	-	500	-	16x22,5°	1234	1190
HCFX 112 T4/T8 5,5/1,1kW (A3:4)	1190	-	765	1132	500	12	16X22,5°	1234	-
HCFX 112 T4/T8 7,5/1,5kW (A3:4)	-	-	765	-	500	-	16x22,5°	1234	1190
HCFX 112 T4/T8 11/3kW (A3:4)	-	-	765	-	500	-	16x22,5°	1234	1190
HCFX 112 T4/T8 11/3kW (A3:8)	1190	-	765	1132	500	12	16X22,5°	1234	-
HCFX 112 T4/T8 14/3,5kW (A3:4)	1190	-	772	1132	500	12	16X22,5°	1234	-
HCFX 112 T4/T8 14/3,5kW (A3:8)	1190	-	772	1132	500	12	16X22,5°	1234	-
HCFX 112 T4/T8 17/4,3kW (A3:4)	-	-	766	-	500	-	16x22,5°	1234	1190
HCFX 112 T4/T8 17/4,3kW (A3:8)	-	-	766	-	500	-	16x22,5°	1234	1190
HCFX 112 T4/T8 20/5kW (A3:8)	-	-	804	-	500	-	16x22,5°	1234	1190
HCFX 112 T4/T8 28/6,5kW (A3:8)	-	-	869	-	500	-	16x22,5°	1234	1190
HCFX 125 T4 11kW (A3:4)	-	-	765	-	500	-	20x18°	1365	1320
HCFX 125 T4 15kW (A3:4)	-	-	772	-	500	-	20x18°	1365	1320
HCFX 125 T4 18,5kW (A3:4)	-	-	766	-	500	-	20x18°	1365	1320
HCFX 125 T4 18,5kW (A3:8)	-	-	766	-	500	-	20x18°	1365	1320
HCFX 125 T4 22kW (A3:4)	-	-	804	-	500	-	20x18°	1365	1320
HCFX 125 T4 22kW (A3:8)	-	-	804	-	500	-	20x18°	1365	1320
HCFX 125 T4 30kW (A3:4)	-	-	869	-	500	-	20x18°	1365	1320
HCFX 125 T4 30kW (A3:8)	-	-	869	-	500	-	20x18°	1365	1320
HCFX 125 T4 37kW (A3:8)	-	-	954	-	500	-	20x18°	1365	1320
HCFX 125 T4 45kW (A3:8)	-	-	954	-	500	-	20x18°	1365	1320
HCFX 125 T6 3kW (A3:4)	-	-	765	-	500	-	20x18°	1365	1320
HCFX 125 T6 4kW (A3:4)	-	-	765	-	500	-	20x18°	1365	1320
HCFX 125 T6 5,5kW (A3:4)	-	-	765	-	500	-	20x18°	1365	1320
HCFX 125 T6 5,5kW (A3:8)	-	-	765	-	500	-	20x18°	1365	1320
HCFX 125 T6 7,5kW (A3:4)	-	-	765	-	500	-	20x18°	1365	1320
HCFX 125 T6 7,5kW (A3:8)	-	-	765	-	500	-	20x18°	1365	1320
HCFX 125 T6 11kW (A3:8)	-	-	772	-	500	-	20x18°	1365	1320
HCFX 125 T6 15kW (A3:8)	-	-	804	-	500	-	20x18°	1365	1320
HCFX 125 T4/T8 11/3kW (A3:4)	-	-	765	-	500	-	20x18°	1365	1320
HCFX 125 T4/T8 14/3,5kW (A3:4)	1320	-	772	1263	500	15	20X18°	1365	-
HCFX 125 T4/T8 17/4,3kW (A3:4)	-	-	766	-	500	-	20x18°	1365	1320
HCFX 125 T4/T8 20/5kW (A3:4)	-	-	804	-	500	-	20x18°	1365	1320

Model	B	C	C'	D	E	J	O	ØA	ØB
HCFX 125 T4/T8 20/5kW (A3:8)	-	-	804	-	500	-	20x18°	1365	1320
HCFX 125 T4/T8 28/6,5kW (A3:4)	-	-	869	-	500	-	20x18°	1365	1320
HCFX 125 T4/T8 28/6,5kW (A3:8)	-	-	869	-	500	-	20x18°	1365	1320
HCFX 125 T4/T8 37/9,2kW (A3:8)	1320	-	954	1263	500	15	20x18°	1365	-
HCFX 125 T4/T8 44/11kW (A3:8)	-	-	954	-	500	-	20x18°	1365	1320

Model	ØD	ØDint	ØI	ØJ
HCFX 45 T4 0,75kW (A5:6)	-	452	-	12
HCFX 45 T4/T8 0,8/0,2kW (A5:6)	-	452	-	12
HCFX 50 T4 0,75kW (A5:6)	-	504	-	12
HCFX 50 T6 0,75kW (A5:6)	-	504	-	12
HCFX 50 T4/T8 0,8/0,2kW (A5:6)	-	504	-	12
HCFX 56 T4 0,75kW (A5:6)	-	559	-	12
HCFX 56 T4 1,1kW (A5:6)	-	559	-	12
HCFX 56 T4 1,5kW (A5:6)	-	559	-	12
HCFX 56 T6 0,75kW (A5:6)	-	559	-	12
HCFX 56 T4/T8 0,8/0,2kW (A5:6)	-	559	-	12
HCFX 56 T4/T8 1,2/0,3kW (A5:6)	-	559	-	12
HCFX 56 T4/T8 1,6/0,4kW (A5:6)	-	559	-	12
HCFX 63 T4 0,75kW (A5:6)	-	633	-	12
HCFX 63 T4 1,1kW (A5:6)	-	633	-	12
HCFX 63 T4 1,5kW (A5:6)	-	633	-	12
HCFX 63 T4 2,2kW (A5:6)	-	633	-	12
HCFX 63 T6 0,75kW (A5:6)	-	633	-	12
HCFX 63 T4/T8 0,8/0,2kW (A5:6)	-	633	-	12
HCFX 63 T4/T8 1,2/0,3kW (A5:6)	-	633	-	12
HCFX 63 T4/T8 1,6/0,4kW (A5:6)	-	633	-	12
HCFX 63 T4/T8 2,2/0,37kW (A5:6)	-	633	-	12
HCFX 71 T4 0,75kW (A5:6)	-	715	-	12
HCFX 71 T4 1,1kW (A5:6)	-	715	-	12
HCFX 71 T4 1,5kW (A5:6)	-	715	-	12
HCFX 71 T4 2,2kW (A5:6)	-	715	-	12
HCFX 71 T4 3kW (A5:6)	-	715	-	12
HCFX 71 T6 0,75kW (A5:6)	-	715	-	12
HCFX 71 T4/T8 0,8/0,2kW (A5:6)	-	715	-	12
HCFX 71 T4/T8 1,2/0,3kW (A5:6)	-	715	-	12
HCFX 71 T4/T8 1,6/0,4kW (A5:6)	-	715	-	12
HCFX 71 T4/T8 2,2/0,37kW (A5:6)	-	715	-	12
HCFX 71 T4/T8 3/0,55kW (A5:6)	-	715	-	12
HCFX 80 T4 3kW (A5:6)	-	801	-	12

Model	ØD	ØDint	ØI	ØJ
HCFX 80 T4 4kW (A5:6)	-	801	-	12
HCFX 80 T6 0,75kW (A5:6)	-	801	-	12
HCFX 80 T6 1,1kW (A5:6)	-	801	-	12
HCFX 80 T6 1,5kW (A5:6)	-	801	-	12
HCFX 80 T6 2,2kW (A5:6)	-	801	-	12
HCFX 80 T4/T8 3/0,55kW (A5:6)	-	801	-	12
HCFX 80 T4/T8 4/0,75kW (A5:6)	-	801	-	12
HCFX 90 T4 3kW (A3:4)	903,5	-	12	-
HCFX 90 T4 4kW (A3:4)	903,5	-	12	-
HCFX 90 T4 5,5kW (A3:4)	903,5	-	12	-
HCFX 90 T4 5,5kW (A3:8)	903,5	-	12	-
HCFX 90 T4 7,5kW (A3:4)	903,5	-	12	-
HCFX 90 T4 7,5kW (A3:8)	903,5	-	12	-
HCFX 90 T4 11kW (A3:4)	903,5	-	12	-
HCFX 90 T4 11kW (A3:8)	903,5	-	12	-
HCFX 90 T4 15kW (A3:8)	903,5	-	12	-
HCFX 90 T6 1,5kW (A3:4)	903,5	-	12	-
HCFX 90 T6 1,5kW (A3:8)	903,5	-	12	-
HCFX 90 T6 2,2kW (A3:4)	903,5	-	12	-
HCFX 90 T6 2,2kW (A3:8)	903,5	-	12	-
HCFX 90 T6 3kW (A3:8)	903,5	-	12	-
HCFX 90 T6 4kW (A3:8)	903,5	-	12	-
HCFX 90 T4/T8 2,8/0,7kW (A3:4)	-	-	-	-
HCFX 90 T4/T8 4/0,75kW (A3:4)	903,5	-	12	-
HCFX 90 T4/T8 5,5/1,1kW (A3:4)	903,5	-	12	-
HCFX 90 T4/T8 5,5/1,1kW (A3:8)	903,5	-	12	-
HCFX 90 T4/T8 7,5/1,5kW (A3:4)	903,5	-	12	-
HCFX 90 T4/T8 7,5/1,5kW (A3:8)	903,5	-	12	-
HCFX 90 T4/T8 11/3kW (A3:4)	903,5	-	12	-
HCFX 90 T4/T8 11/3kW (A3:8)	903,5	-	12	-
HCFX 90 T4/T8 14/3,5kW (A3:8)	-	-	-	-
HCFX 100 T4 5,5kW (A3:4)	1013	-	12	-
HCFX 100 T4 7,5kW (A3:4)	1013	-	12	-
HCFX 100 T4 7,5kW (A3:8)	-	-	-	-
HCFX 100 T4 11kW (A3:4)	1013	-	12	-
HCFX 100 T4 11kW (A3:8)	1013	-	12	-
HCFX 100 T4 15kW (A3:4)	1013	-	12	-
HCFX 100 T4 15kW (A3:8)	1013	-	12	-
HCFX 100 T4 18,5kW (A3:8)	1013	-	12	-
HCFX 100 T4 22kW (A3:8)	1013	-	12	-

Model	ØD	ØDint	ØI	ØJ
HCFX 100 T6 1,5kW (A3:4)	1013	-	12	-
HCFX 100 T6 2,2kW (A3:4)	1013	-	12	-
HCFX 100 T6 2,2kW (A3:8)	1013	-	12	-
HCFX 100 T6 3kW (A3:4)	1013	-	12	-
HCFX 100 T6 3kW (A3:8)	1013	-	12	-
HCFX 100 T6 4kW (A3:4)	1013	-	12	-
HCFX 100 T6 4kW (A3:8)	1013	-	12	-
HCFX 100 T6 5,5kW (A3:8)	1013	-	12	-
HCFX 100 T4/T8 5,5/1,1kW (A3:4)	1013	-	12	-
HCFX 100 T4/T8 7,5/1,5kW (A3:4)	1013	-	12	-
HCFX 100 T4/T8 7,5/1,5kW (A3:8)	-	-	-	-
HCFX 100 T4/T8 11/3kW (A3:4)	1013	-	12	-
HCFX 100 T4/T8 11/3kW (A3:8)	1013	-	12	-
HCFX 100 T4/T8 14/3,5kW (A3:4)	-	-	-	-
HCFX 100 T4/T8 14/3,5kW (A3:8)	-	-	-	-
HCFX 100 T4/T8 17/4,3kW (A3:8)	1013	-	12	-
HCFX 100 T4/T8 20/5kW (A3:8)	1013	-	12	-
HCFX 112 T4 5,5kW (A3:4)	-	-	-	-
HCFX 112 T4 7,5kW (A3:4)	1132	-	12	-
HCFX 112 T4 11kW (A3:4)	1132	-	12	-
HCFX 112 T4 11kW (A3:8)	-	-	-	-
HCFX 112 T4 15kW (A3:4)	1132	-	12	-
HCFX 112 T4 15kW (A3:8)	1132	-	12	-
HCFX 112 T4 18,5kW (A3:4)	1132	-	12	-
HCFX 112 T4 18,5kW (A3:8)	1132	-	12	-
HCFX 112 T4 22kW (A3:8)	1132	-	12	-
HCFX 112 T4 30kW (A3:8)	1132	-	12	-
HCFX 112 T6 2,2kW (A3:4)	1132	-	12	-
HCFX 112 T6 3kW (A3:4)	1132	-	12	-
HCFX 112 T6 3kW (A3:8)	1132	-	12	-
HCFX 112 T6 4kW (A3:4)	1132	-	12	-
HCFX 112 T6 4kW (A3:8)	1132	-	12	-
HCFX 112 T6 5,5kW (A3:4)	1132	-	12	-
HCFX 112 T6 5,5kW (A3:8)	1132	-	12	-
HCFX 112 T6 7,5kW (A3:8)	1132	-	12	-
HCFX 112 T4/T8 5,5/1,1kW (A3:4)	-	-	-	-
HCFX 112 T4/T8 7,5/1,5kW (A3:4)	1132	-	12	-
HCFX 112 T4/T8 11/3kW (A3:4)	1132	-	12	-
HCFX 112 T4/T8 11/3kW (A3:8)	-	-	-	-
HCFX 112 T4/T8 14/3,5kW (A3:4)	-	-	-	-

Model	ØD	ØDint	ØI	ØJ
HCFX 112 T4/T8 14/3,5kW (A3:8)	-	-	-	-
HCFX 112 T4/T8 17/4,3kW (A3:4)	1132	-	12	-
HCFX 112 T4/T8 17/4,3kW (A3:8)	1132	-	12	-
HCFX 112 T4/T8 20/5kW (A3:8)	1132	-	12	-
HCFX 112 T4/T8 28/6,5kW (A3:8)	1132	-	12	-
HCFX 125 T4 11kW (A3:4)	1263	-	15	-
HCFX 125 T4 15kW (A3:4)	1263	-	15	-
HCFX 125 T4 18,5kW (A3:4)	1263	-	15	-
HCFX 125 T4 18,5kW (A3:8)	1263	-	15	-
HCFX 125 T4 22kW (A3:4)	1263	-	15	-
HCFX 125 T4 22kW (A3:8)	1263	-	15	-
HCFX 125 T4 30kW (A3:4)	1263	-	15	-
HCFX 125 T4 30kW (A3:8)	1263	-	15	-
HCFX 125 T4 37kW (A3:8)	1263	-	15	-
HCFX 125 T4 45kW (A3:8)	1263	-	15	-
HCFX 125 T6 3kW (A3:4)	1263	-	15	-
HCFX 125 T6 4kW (A3:4)	1263	-	15	-
HCFX 125 T6 5,5kW (A3:4)	1263	-	15	-
HCFX 125 T6 5,5kW (A3:8)	1263	-	15	-
HCFX 125 T6 7,5kW (A3:4)	1263	-	15	-
HCFX 125 T6 7,5kW (A3:8)	1263	-	15	-
HCFX 125 T6 11kW (A3:8)	1263	-	15	-
HCFX 125 T6 15kW (A3:8)	1263	-	15	-
HCFX 125 T4/T8 11/3kW (A3:4)	1263	-	15	-
HCFX 125 T4/T8 14/3,5kW (A3:4)	-	-	-	-
HCFX 125 T4/T8 17/4,3kW (A3:4)	1263	-	15	-
HCFX 125 T4/T8 20/5kW (A3:4)	1263	-	15	-
HCFX 125 T4/T8 20/5kW (A3:8)	1263	-	15	-
HCFX 125 T4/T8 28/6,5kW (A3:4)	1263	-	15	-
HCFX 125 T4/T8 28/6,5kW (A3:8)	1263	-	15	-
HCFX 125 T4/T8 37/9,2kW (A3:8)	-	-	-	-
HCFX 125 T4/T8 44/11kW (A3:8)	1263	-	15	-

## Wiring diagram

DIAGRAM Nº 1

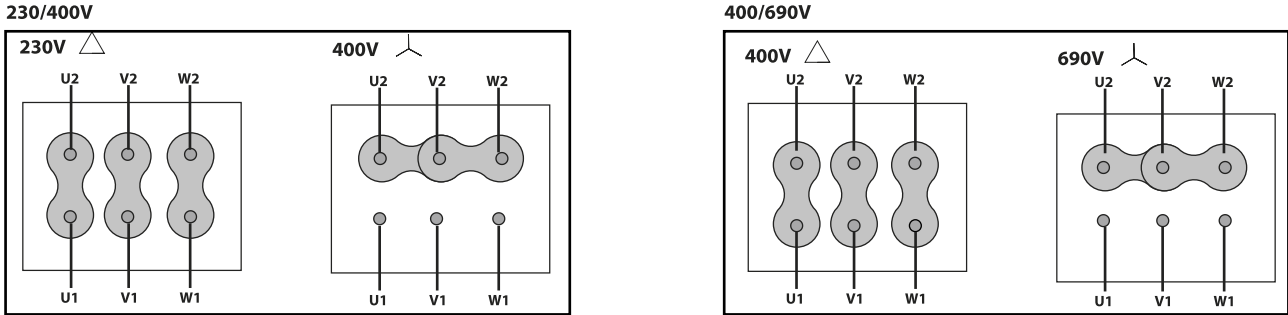
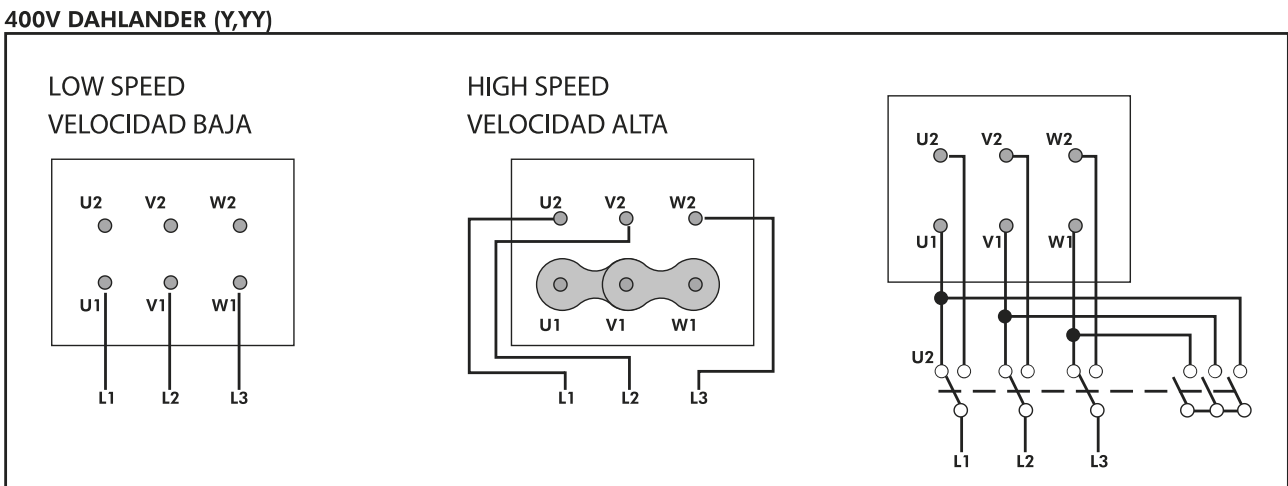


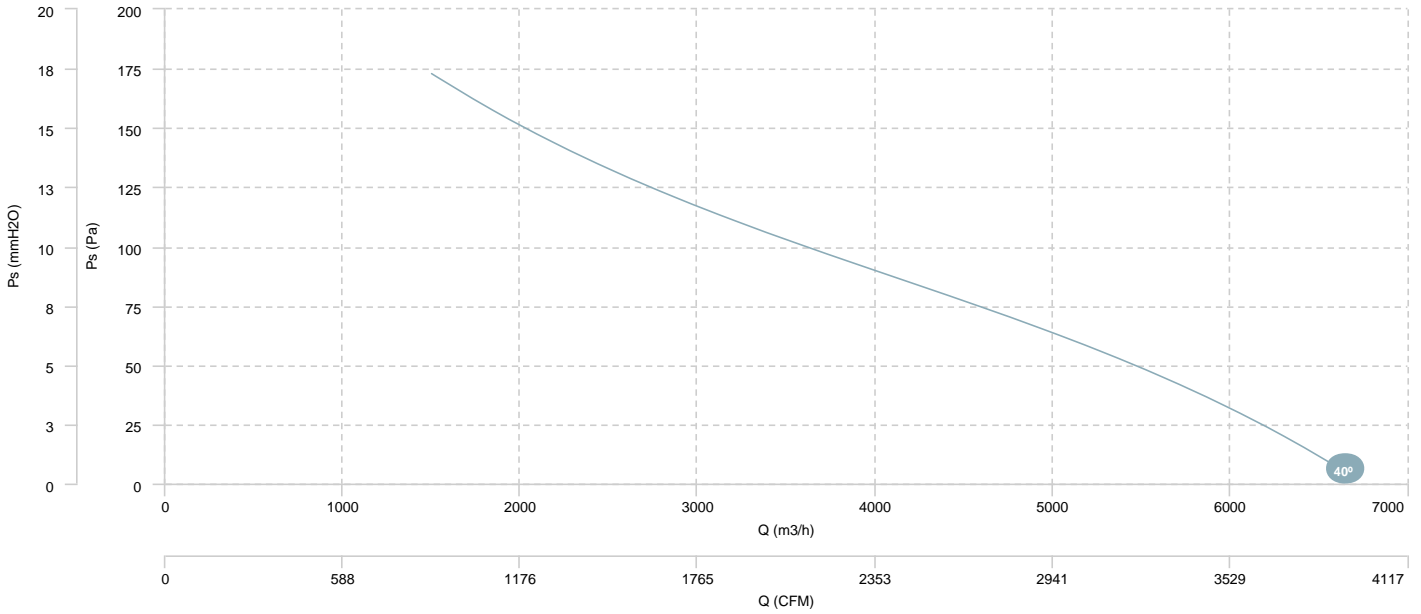
DIAGRAM Nº 2



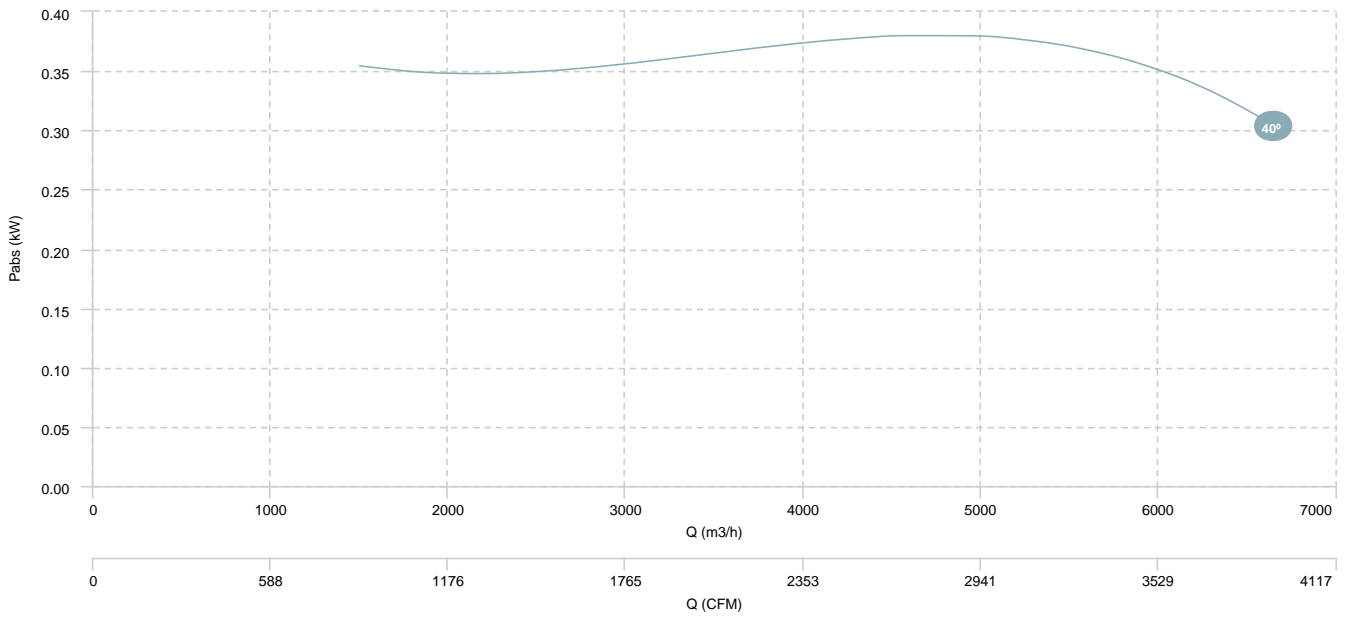
# CHARACTERISCTIC CURVE

HCFX 45 T4 0,75kW (A5:6)

## AIR FLOW - PRESSURE



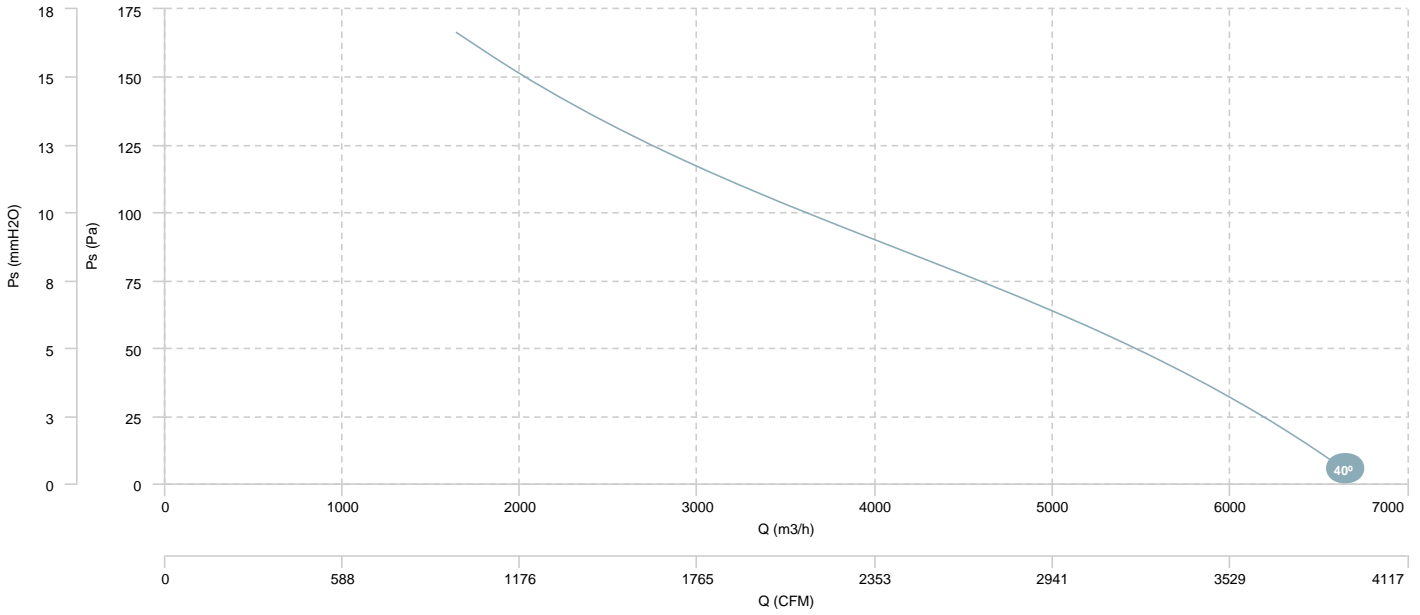
## AIR FLOW - ABSORBED POWER



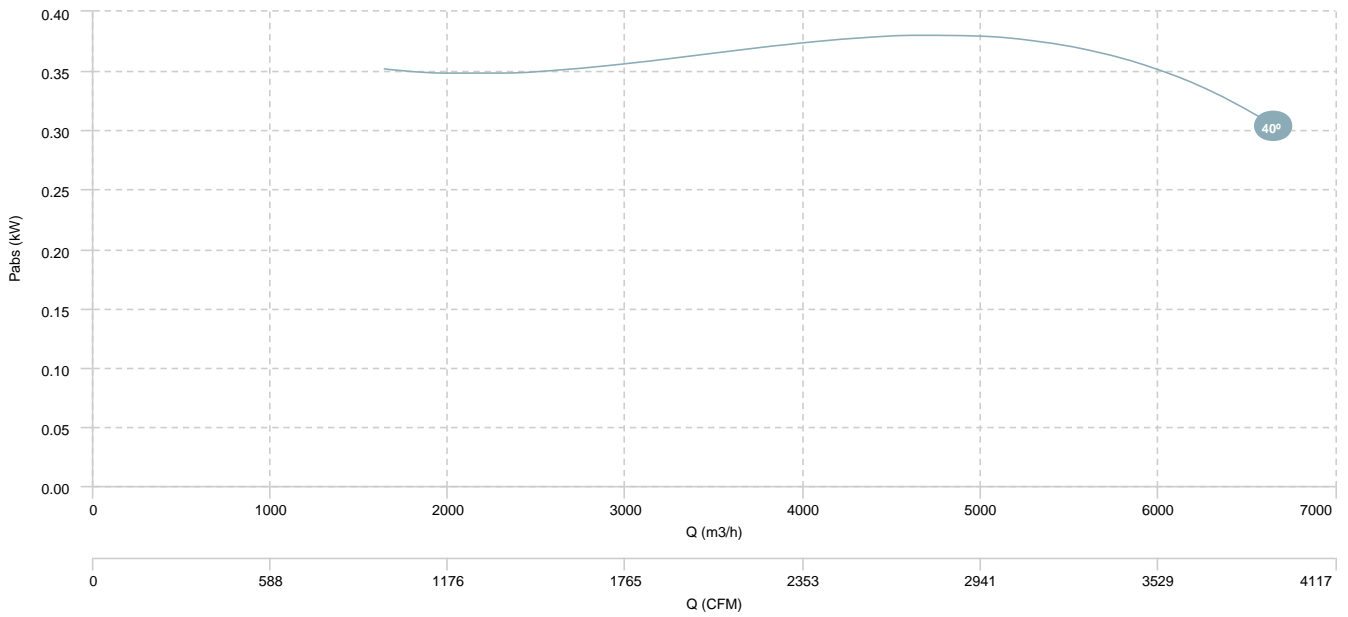


HCFX 45 T4/T8 0,8/0,2kW (A5:6)

AIR FLOW - PRESSURE (4 poles)

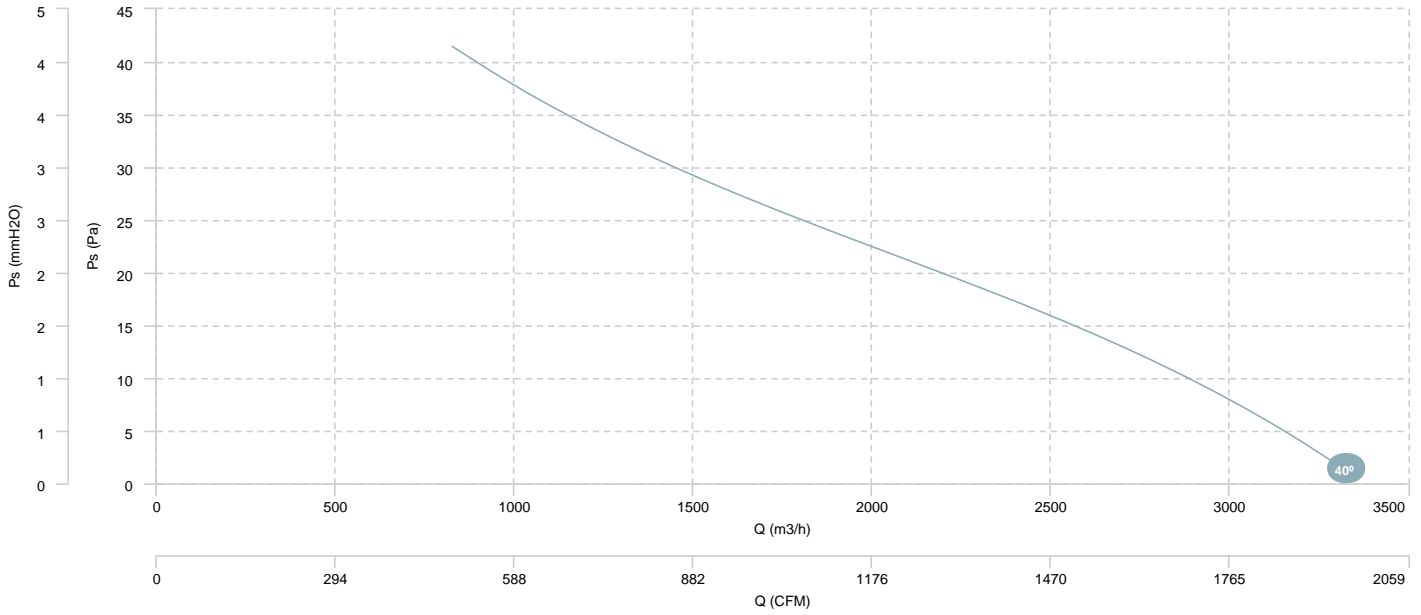


AIR FLOW - ABSORBED POWER (4 poles)



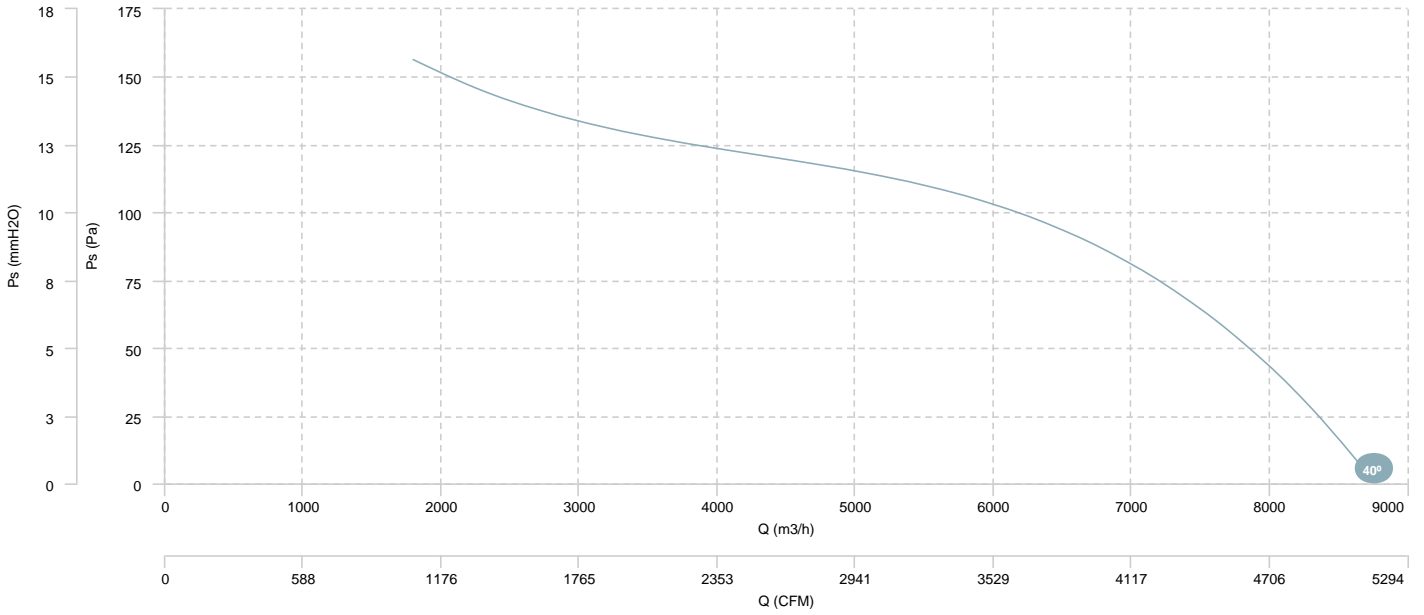
HCFX 45 T4/T8 0,8/0,2kW (A5:6)

AIR FLOW - PRESSURE (8 poles)

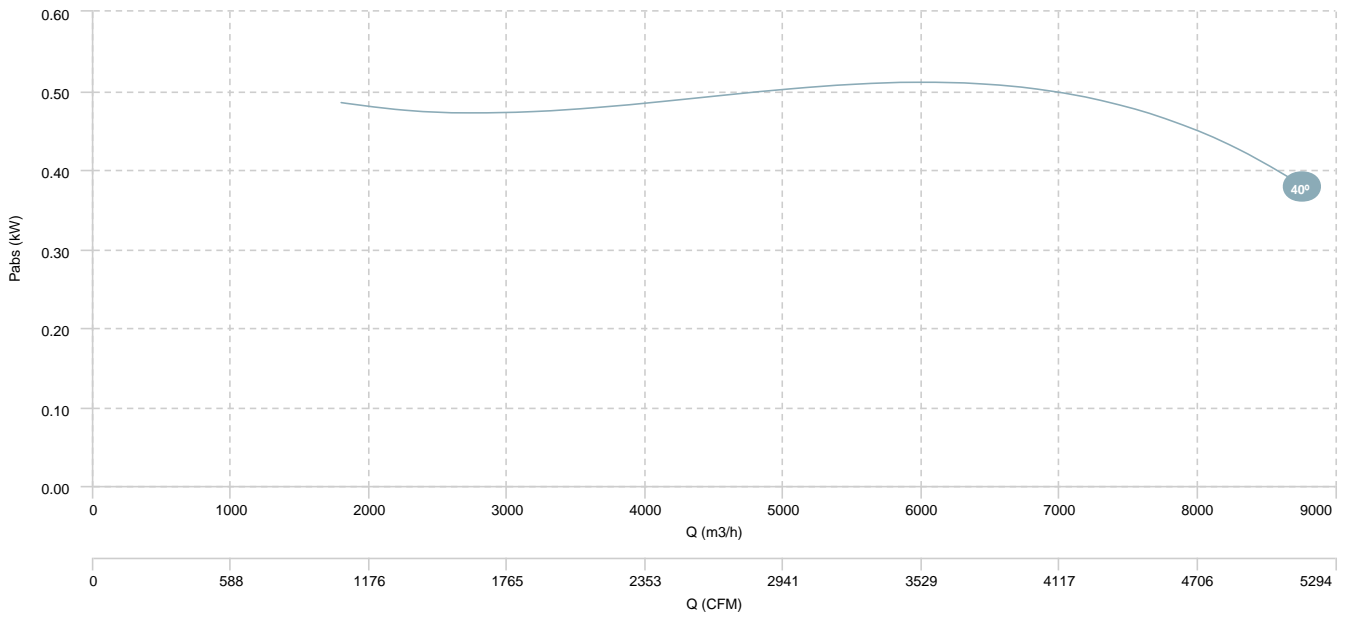


HCFX 50 T4 0,75kW (A5:6)

AIR FLOW - PRESSURE

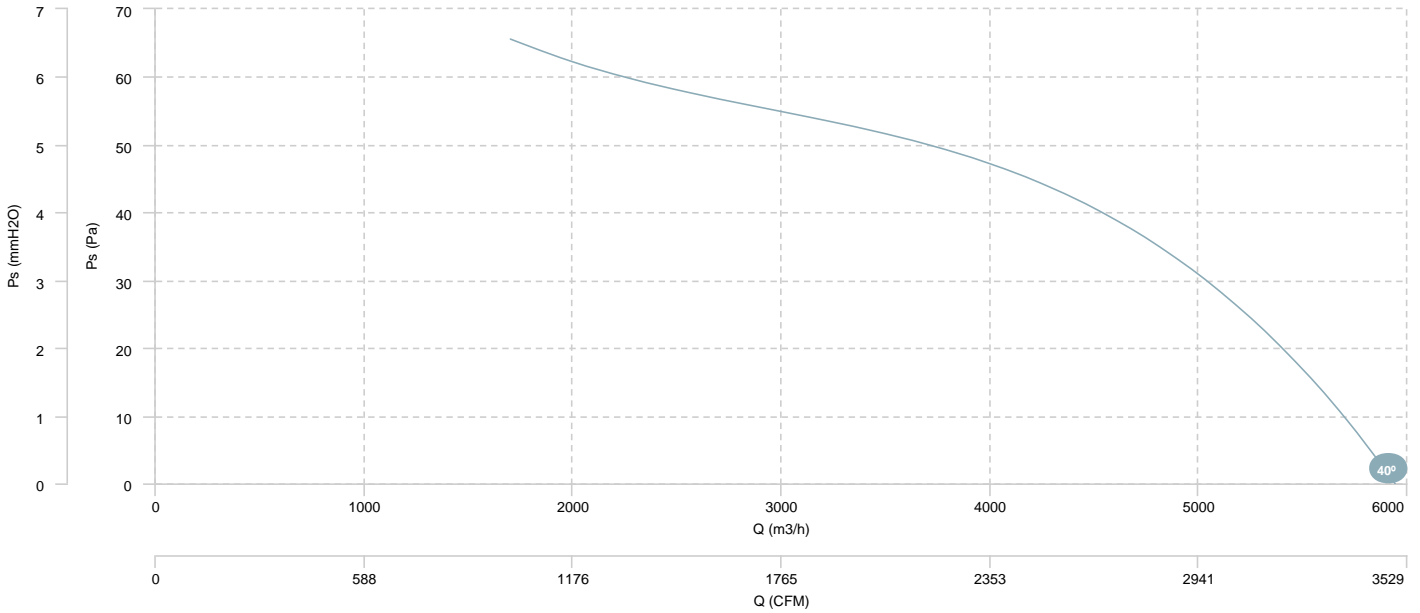


AIR FLOW - ABSORBED POWER

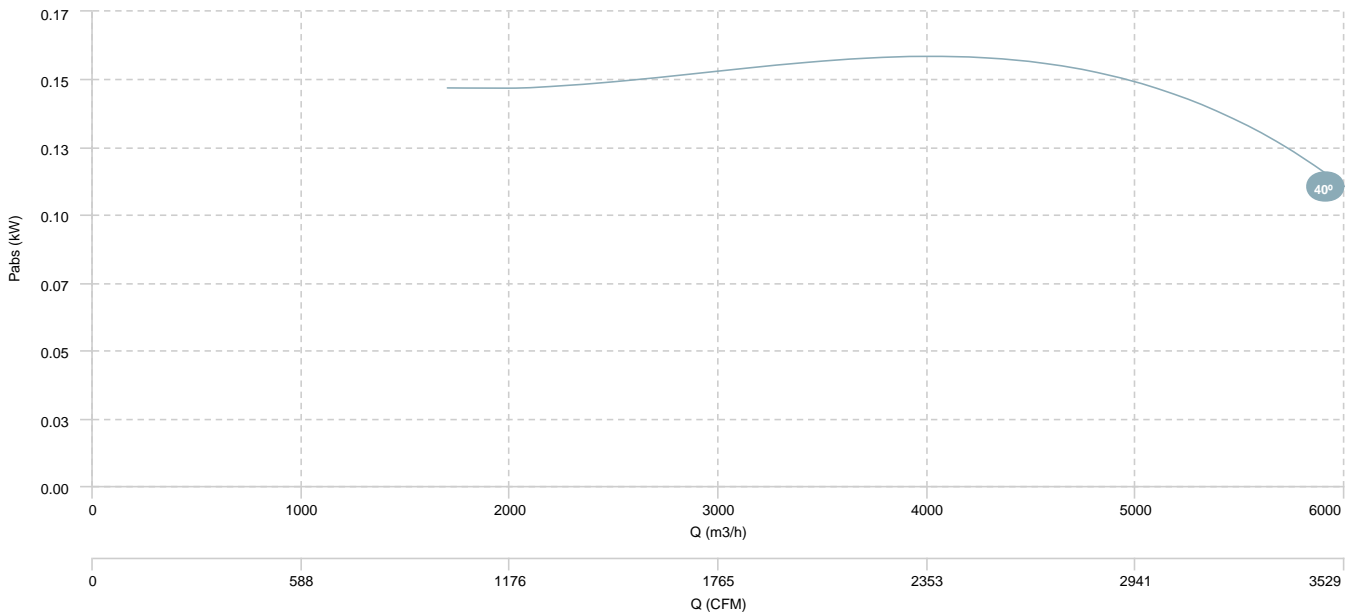


HCFX 50 T6 0,75kW (A5:6)

AIR FLOW - PRESSURE

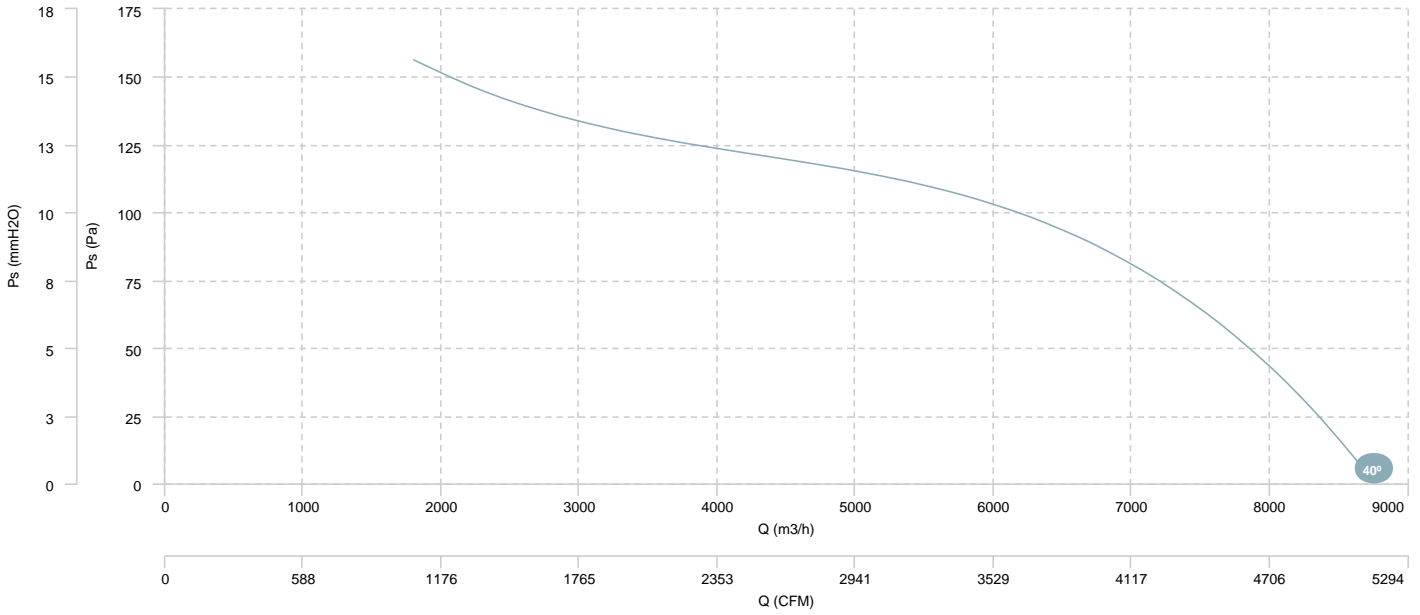


AIR FLOW - ABSORBED POWER

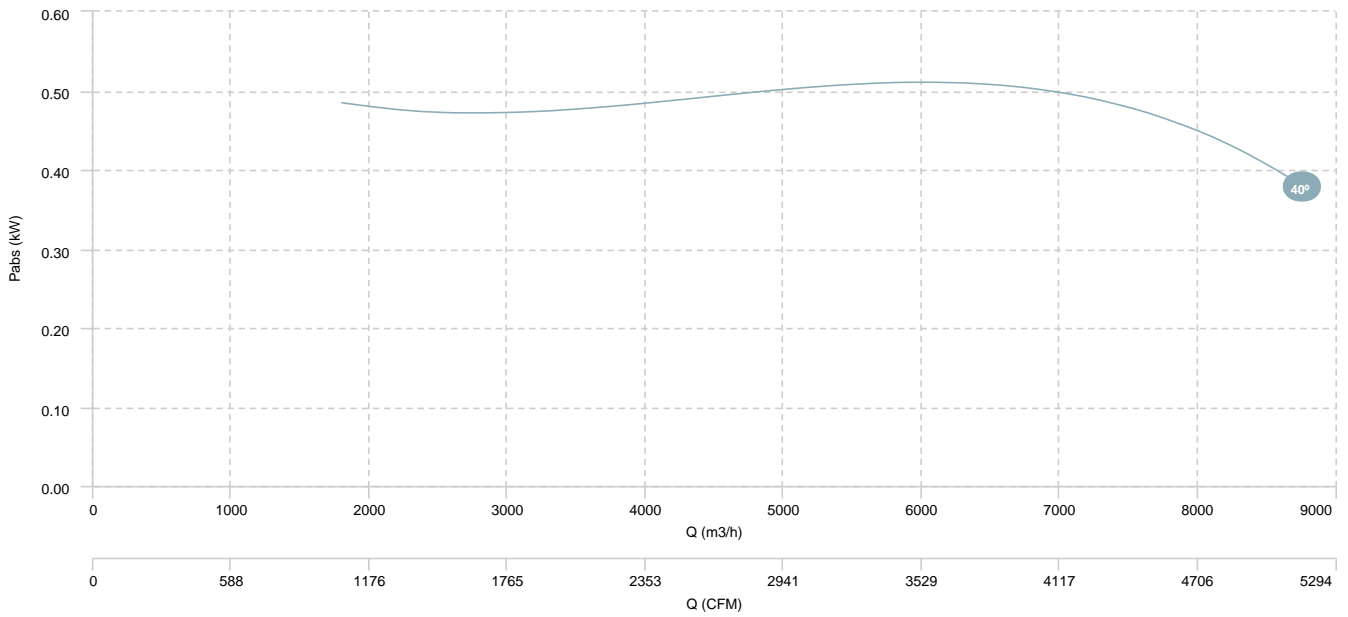


HCFX 50 T4/T8 0,8/0,2kW (A5:6)

**AIR FLOW - PRESSURE (4 poles)**

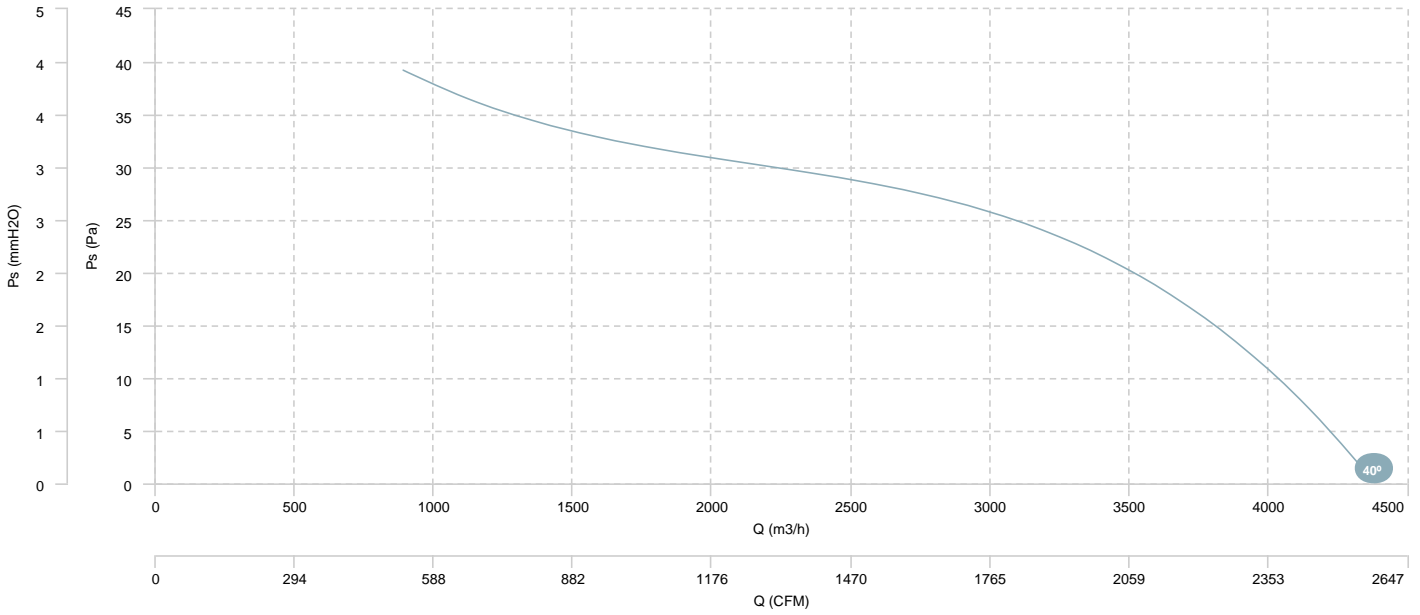


**AIR FLOW - ABSORBED POWER (4 poles)**



HCFX 50 T4/T8 0,8/0,2kW (A5:6)

AIR FLOW - PRESSURE (8 poles)

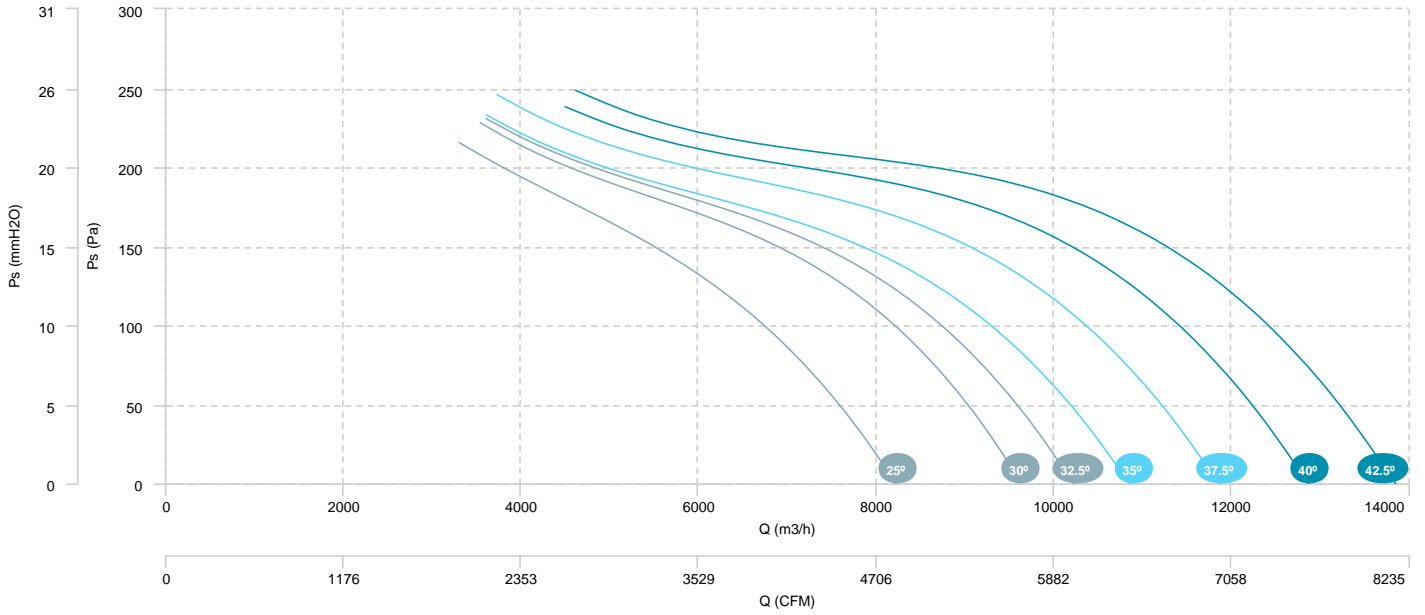


HCFX 56 T4 0,75kW (A5:6)

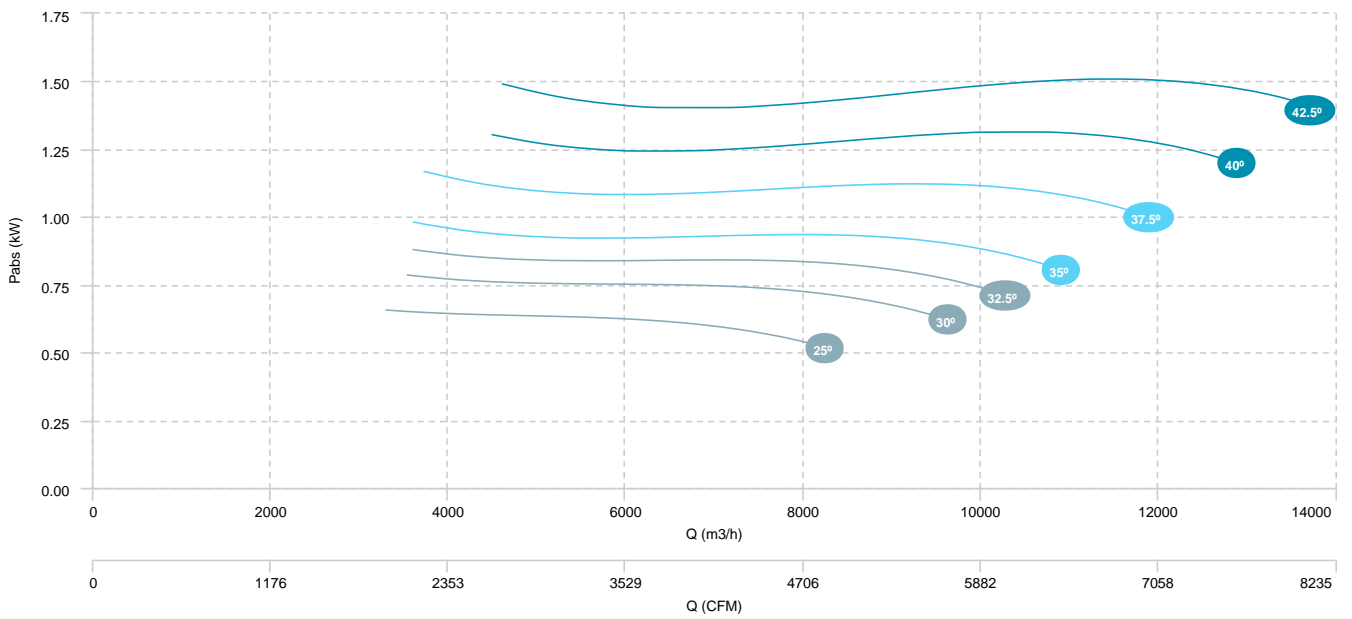
HCFX 56 T4 1,1kW (A5:6)

HCFX 56 T4 1,5kW (A5:6)

AIR FLOW - PRESSURE

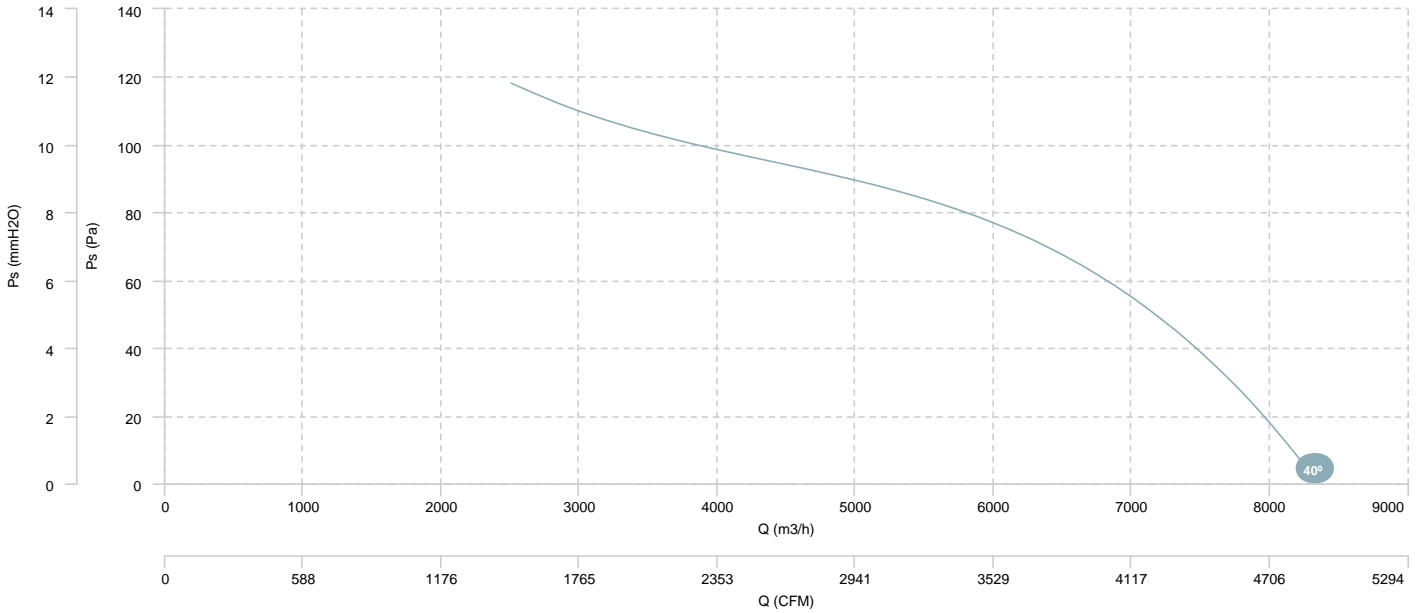


AIR FLOW - ABSORBED POWER

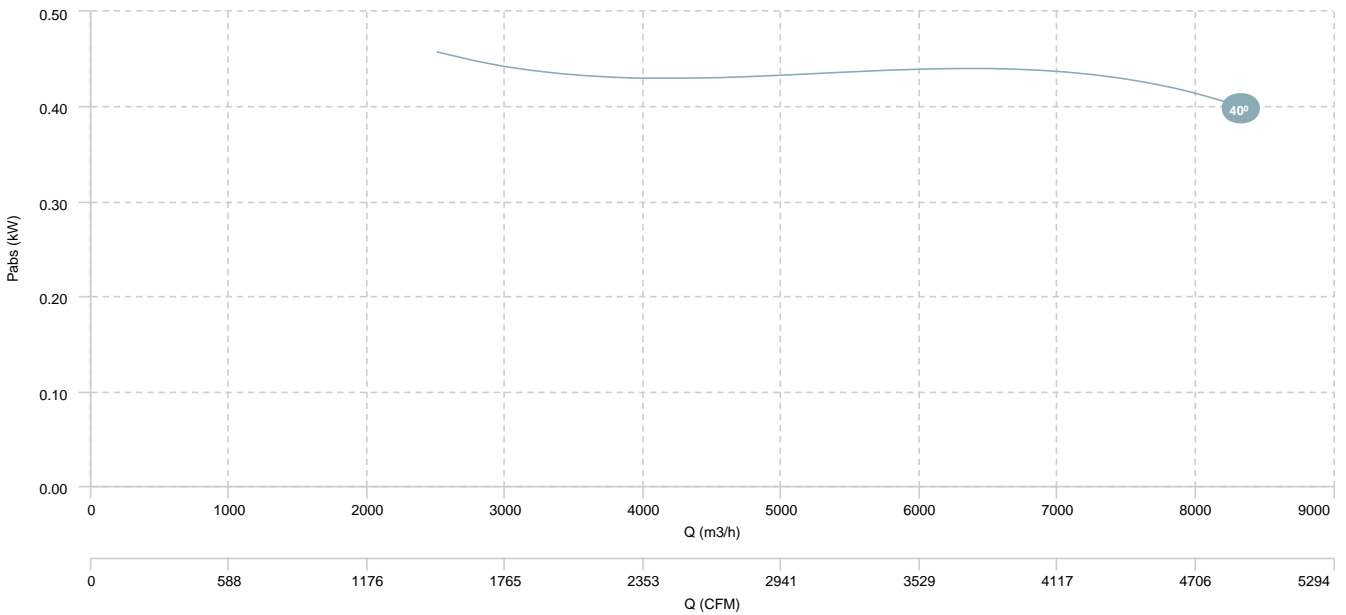


HCFX 56 T6 0,75kW (A5:6)

AIR FLOW - PRESSURE



AIR FLOW - ABSORBED POWER



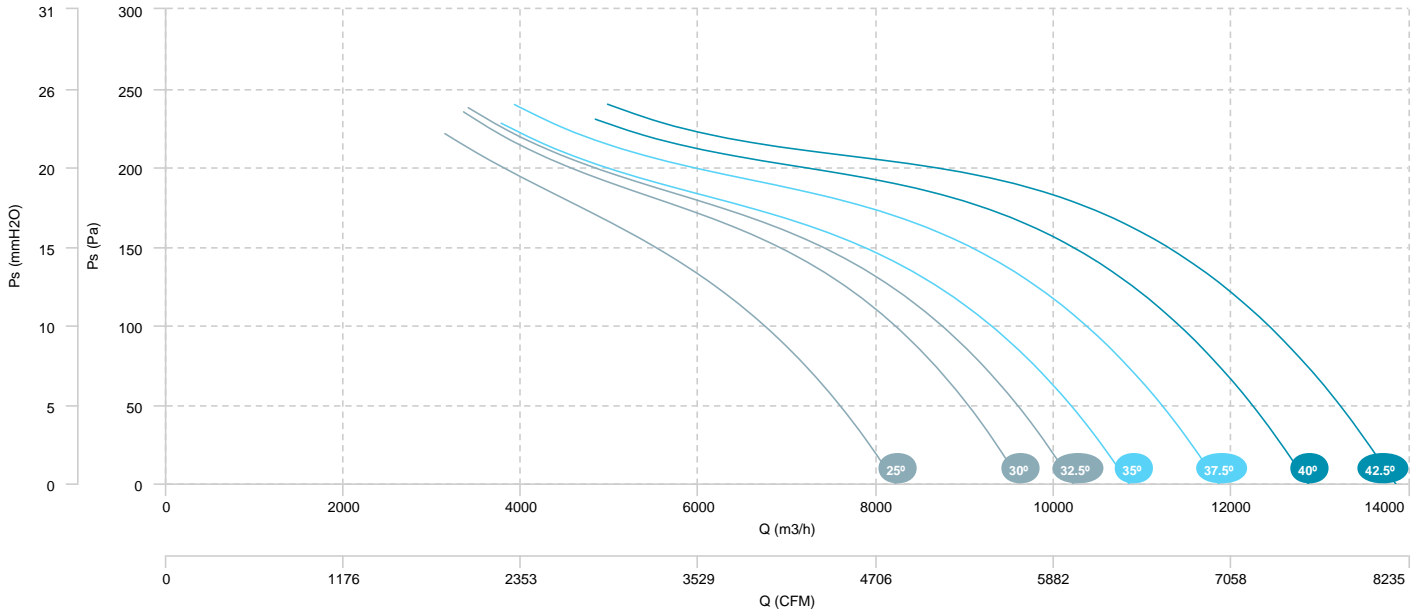


HCFX 56 T4/T8 0,8/0,2kW (A5:6)

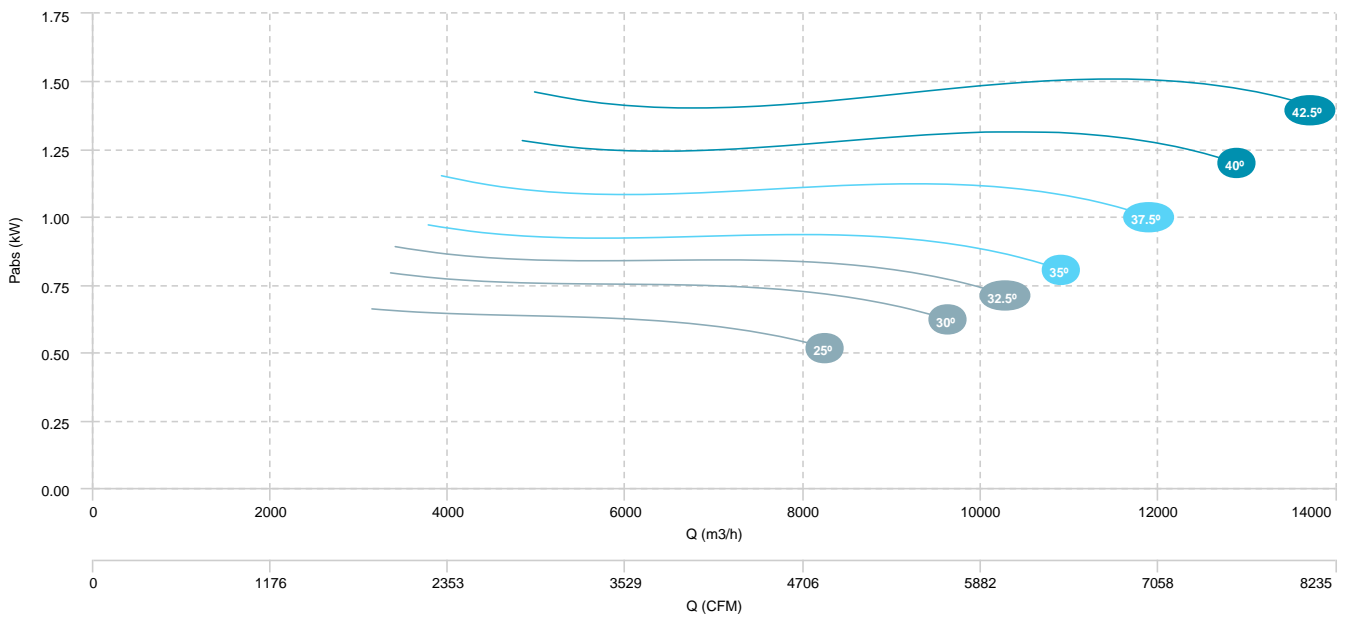
HCFX 56 T4/T8 1,2/0,3kW (A5:6)

HCFX 56 T4/T8 1,6/0,4kW (A5:6)

AIR FLOW - PRESSURE (4 poles)



AIR FLOW - ABSORBED POWER (4 poles)

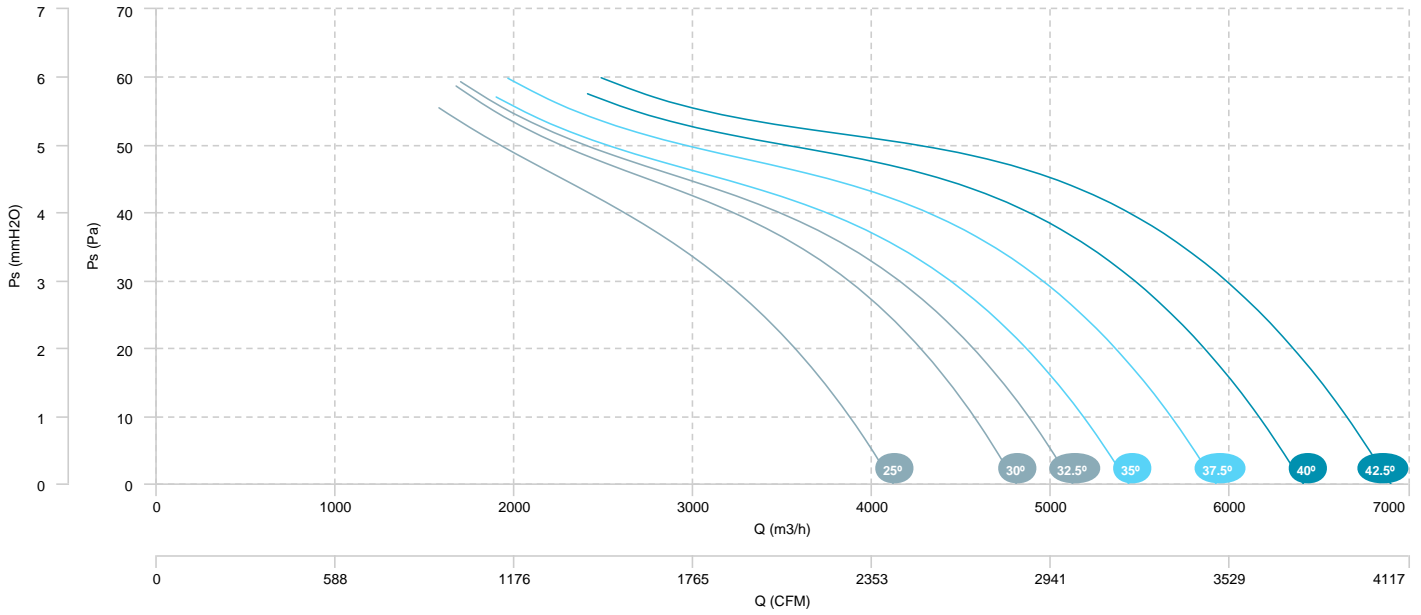


HCFX 56 T4/T8 0,8/0,2kW (A5:6)

HCFX 56 T4/T8 1,2/0,3kW (A5:6)

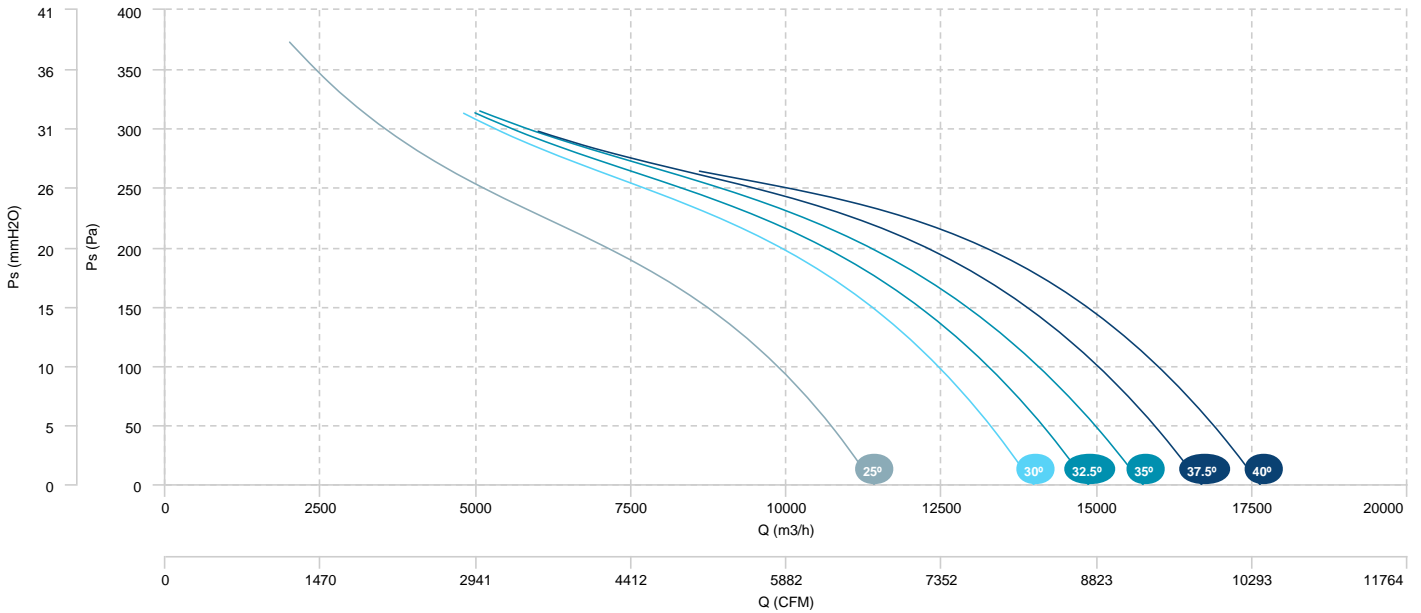
HCFX 56 T4/T8 1,6/0,4kW (A5:6)

AIR FLOW - PRESSURE (8 poles)

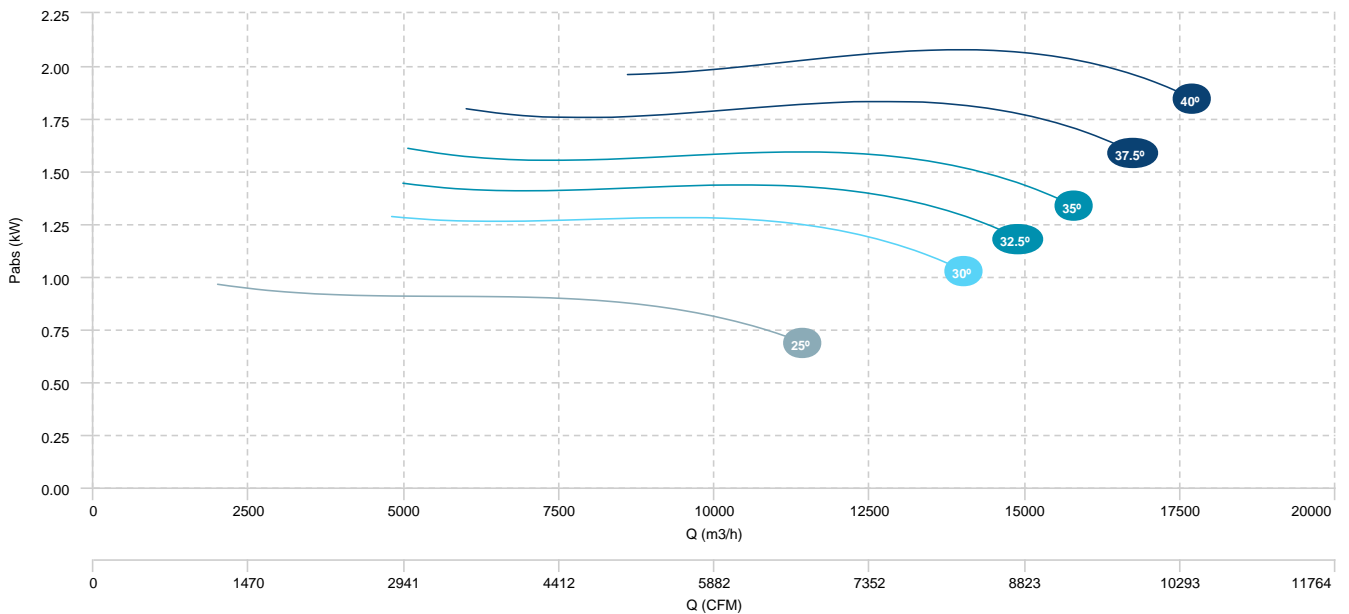


HCFX 63 T4 0,75kW (A5:6)	HCFX 63 T4 1,1kW (A5:6)	HCFX 63 T4 1,5kW (A5:6)
HCFX 63 T4 2,2kW (A5:6)		

AIR FLOW - PRESSURE

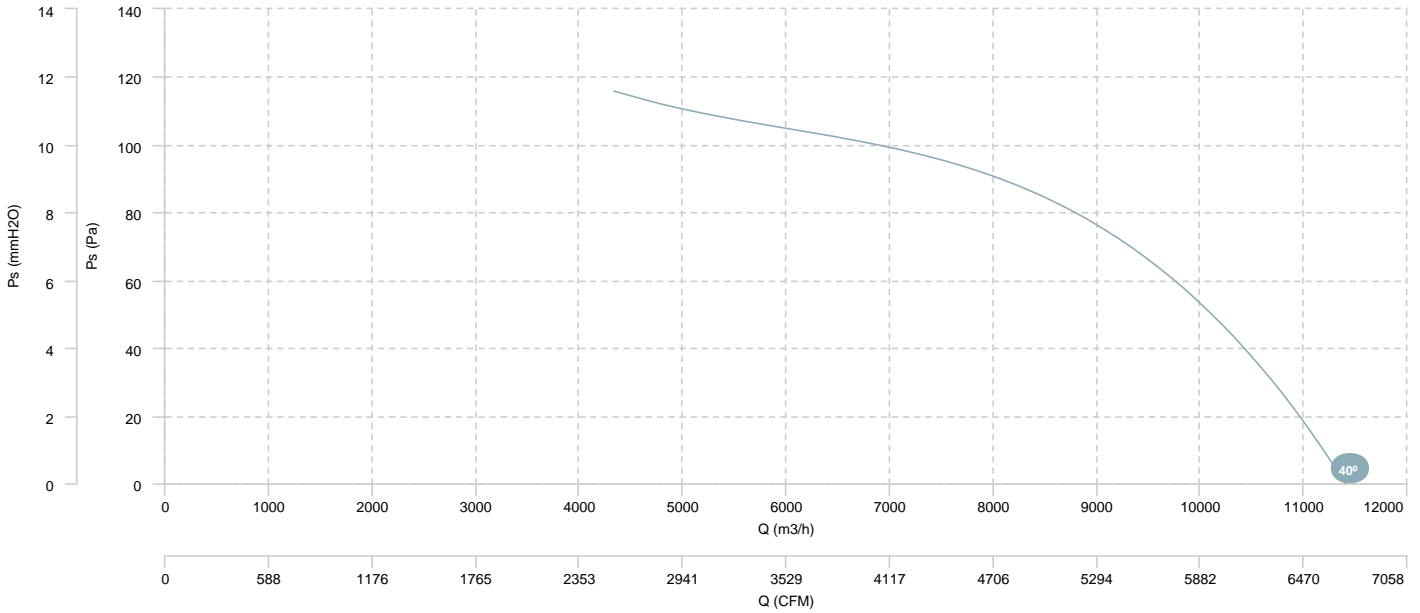


AIR FLOW - ABSORBED POWER

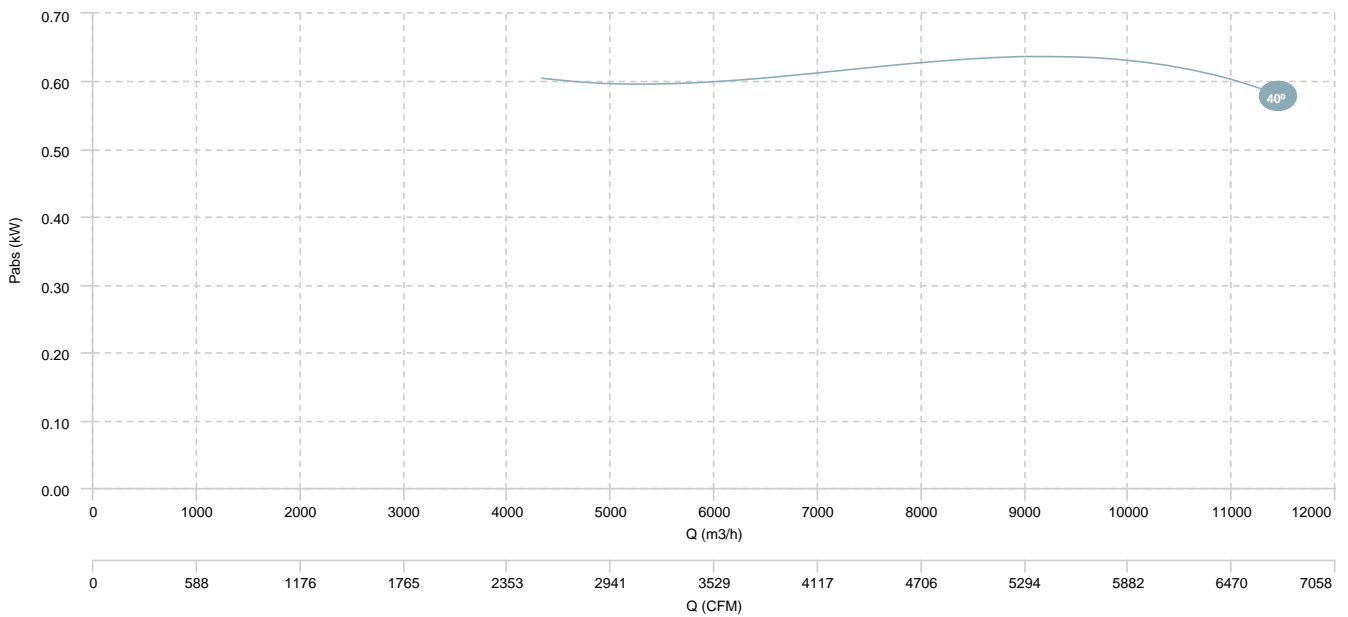


HCFX 63 T6 0,75kW (A5:6)

AIR FLOW - PRESSURE

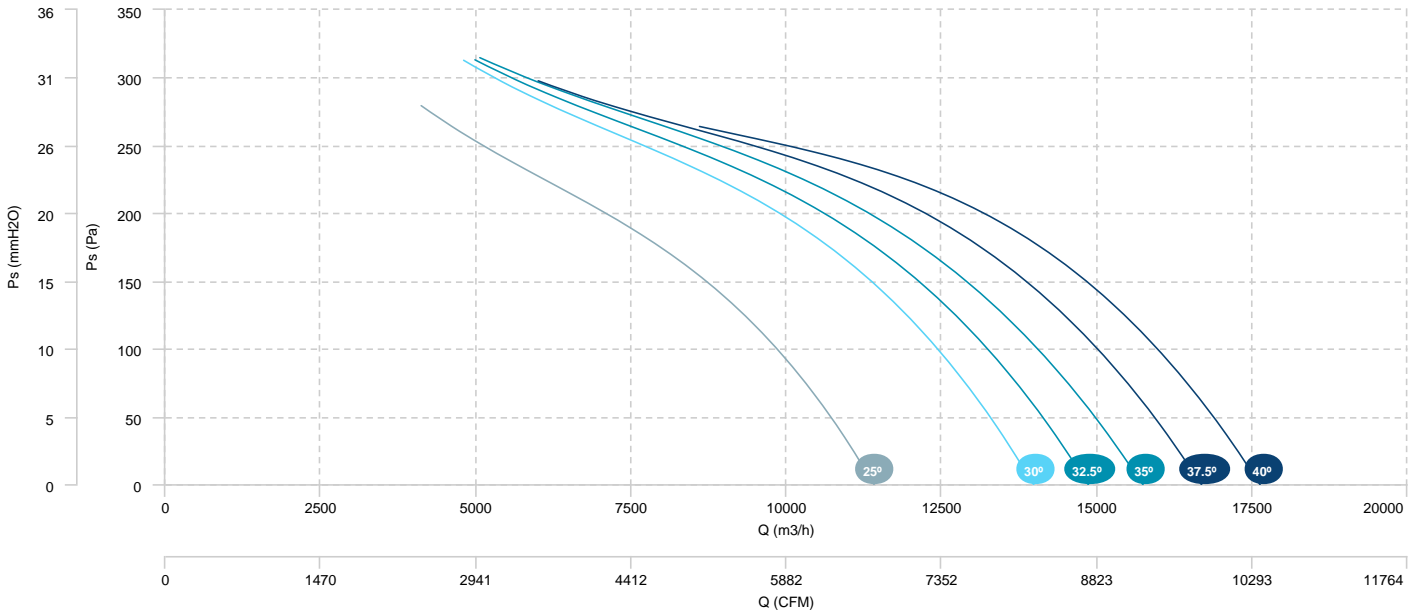


AIR FLOW - ABSORBED POWER

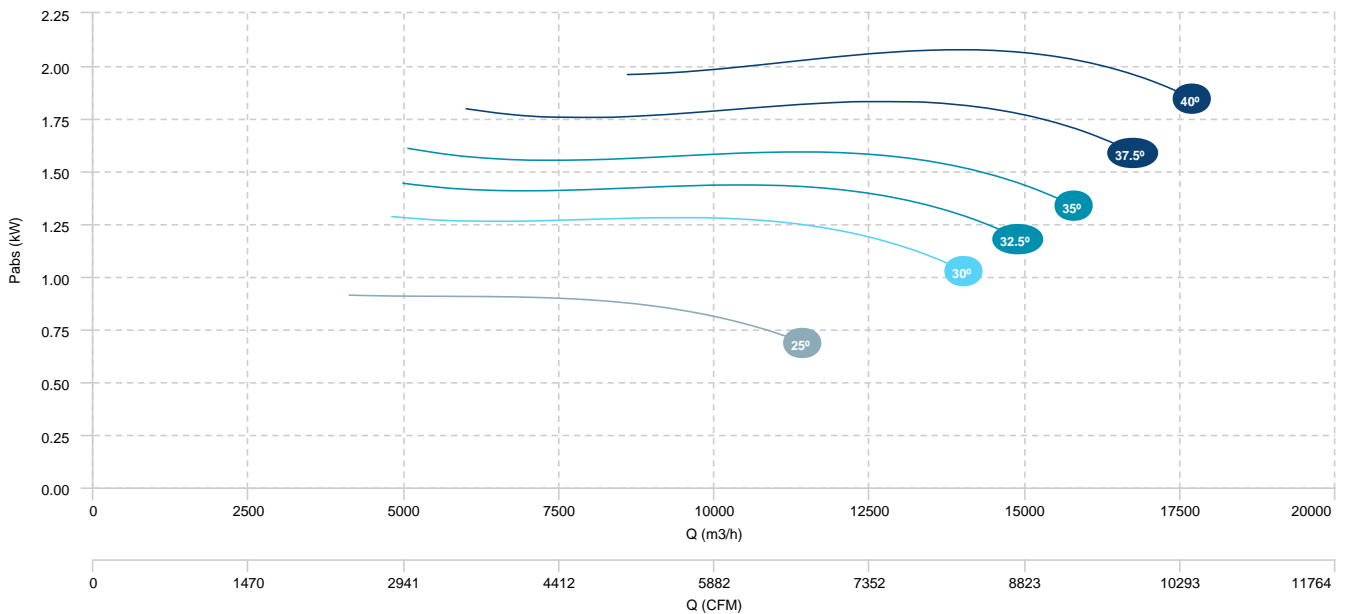


HCFX 63 T4/T8 0,8/0,2kW (A5:6)	HCFX 63 T4/T8 1,2/0,3kW (A5:6)	HCFX 63 T4/T8 1,6/0,4kW (A5:6)
HCFX 63 T4/T8 2,2/0,37kW (A5:6)		

**AIR FLOW - PRESSURE (4 poles)**

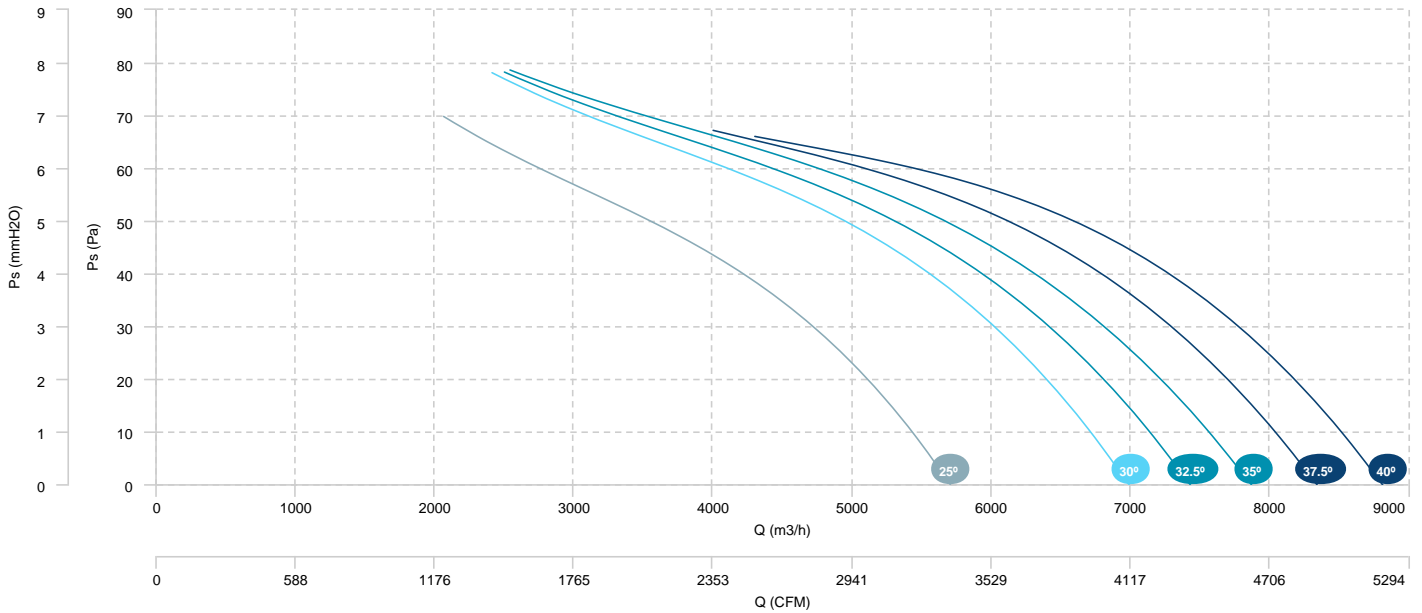


**AIR FLOW - ABSORBED POWER (4 poles)**



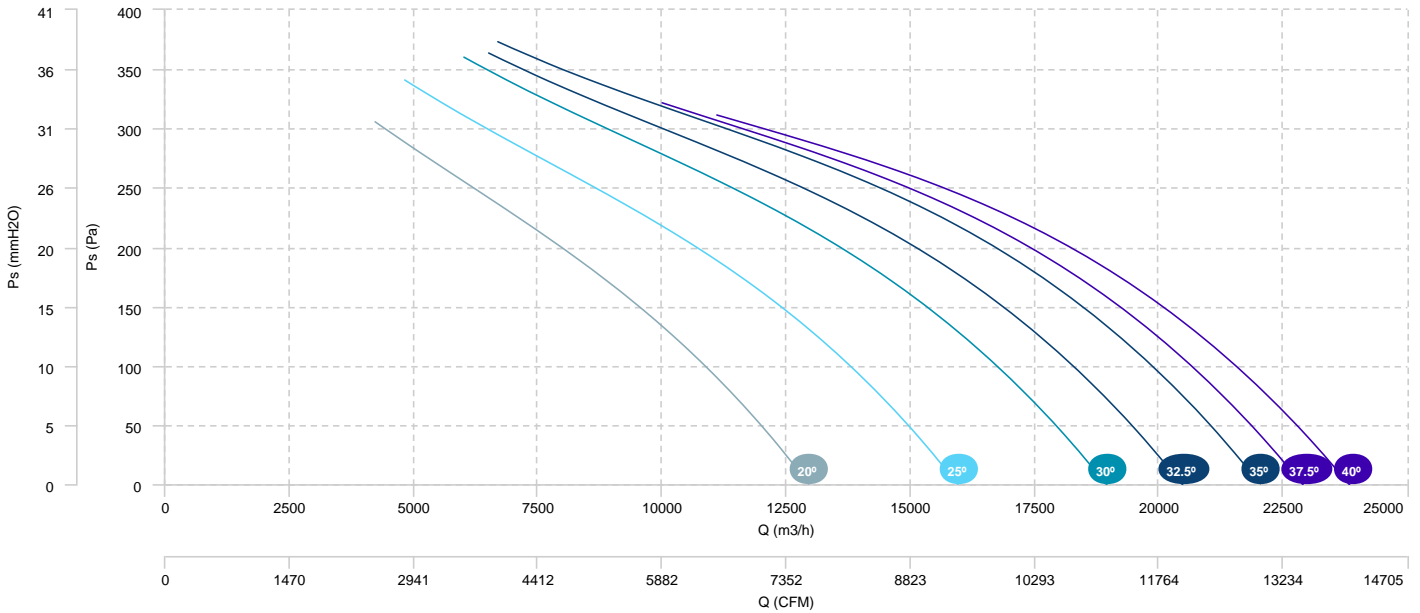
- HCFX 63 T4/T8 0,8/0,2kW (A5:6)
- HCFX 63 T4/T8 1,2/0,3kW (A5:6)
- HCFX 63 T4/T8 1,6/0,4kW (A5:6)
- HCFX 63 T4/T8 2,2/0,37kW (A5:6)

**AIR FLOW - PRESSURE (8 poles)**

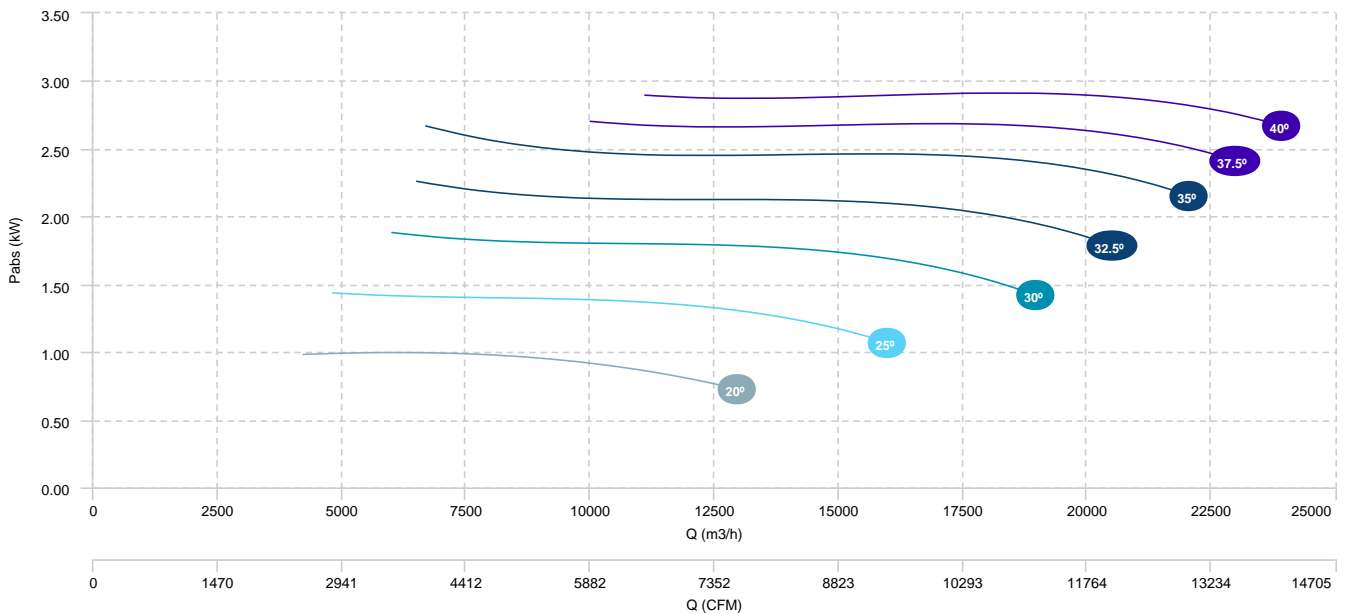


HCFX 71 T4 0,75kW (A5:6)	HCFX 71 T4 1,1kW (A5:6)	HCFX 71 T4 1,5kW (A5:6)
HCFX 71 T4 2,2kW (A5:6)	HCFX 71 T4 3kW (A5:6)	

**AIR FLOW - PRESSURE**

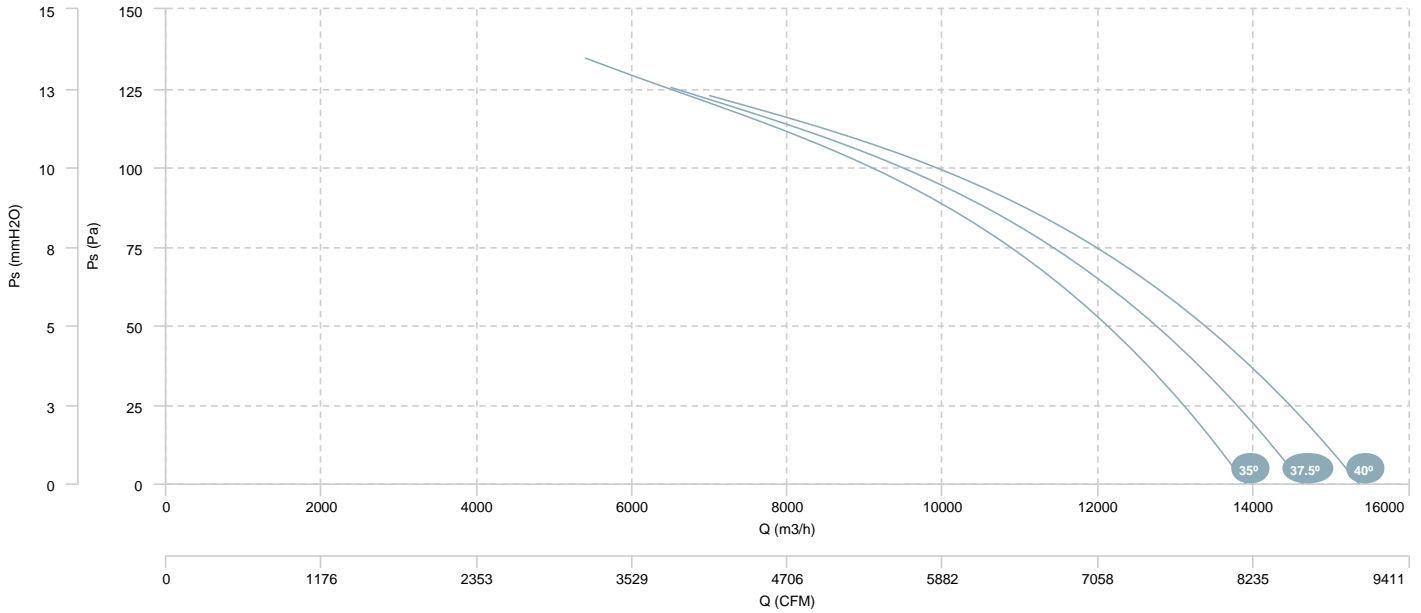


**AIR FLOW - ABSORBED POWER**

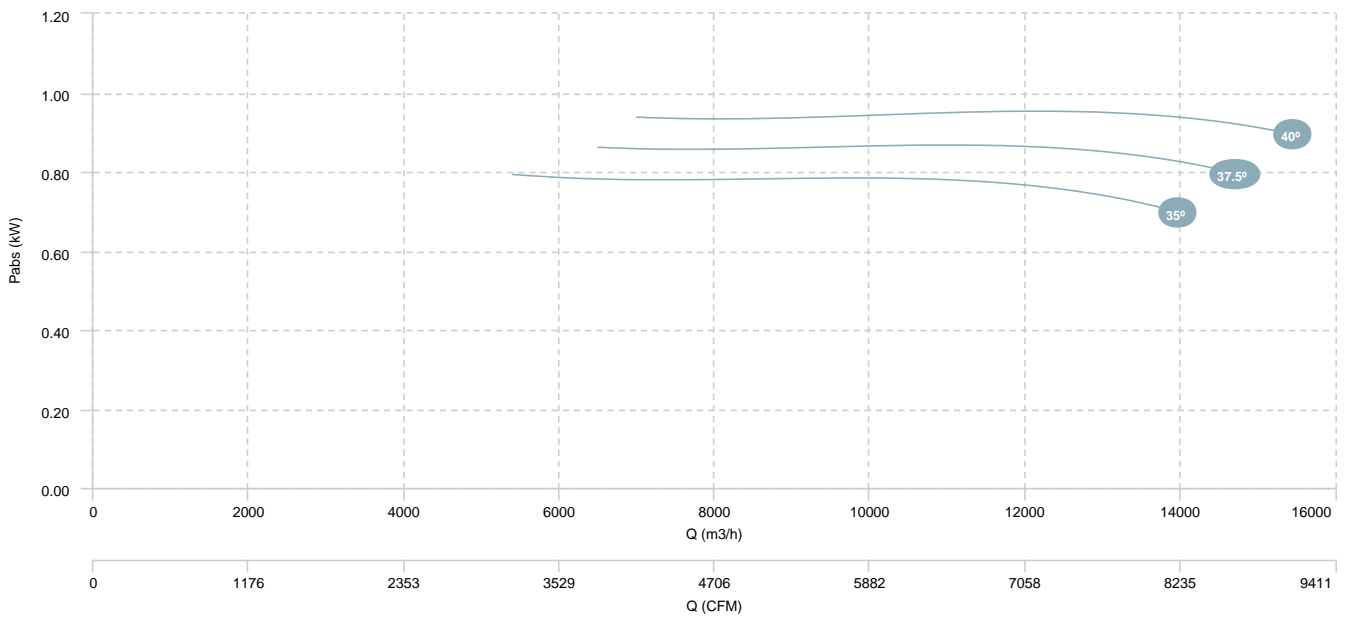


HCFX 71 T6 0,75kW (A5:6)

AIR FLOW - PRESSURE



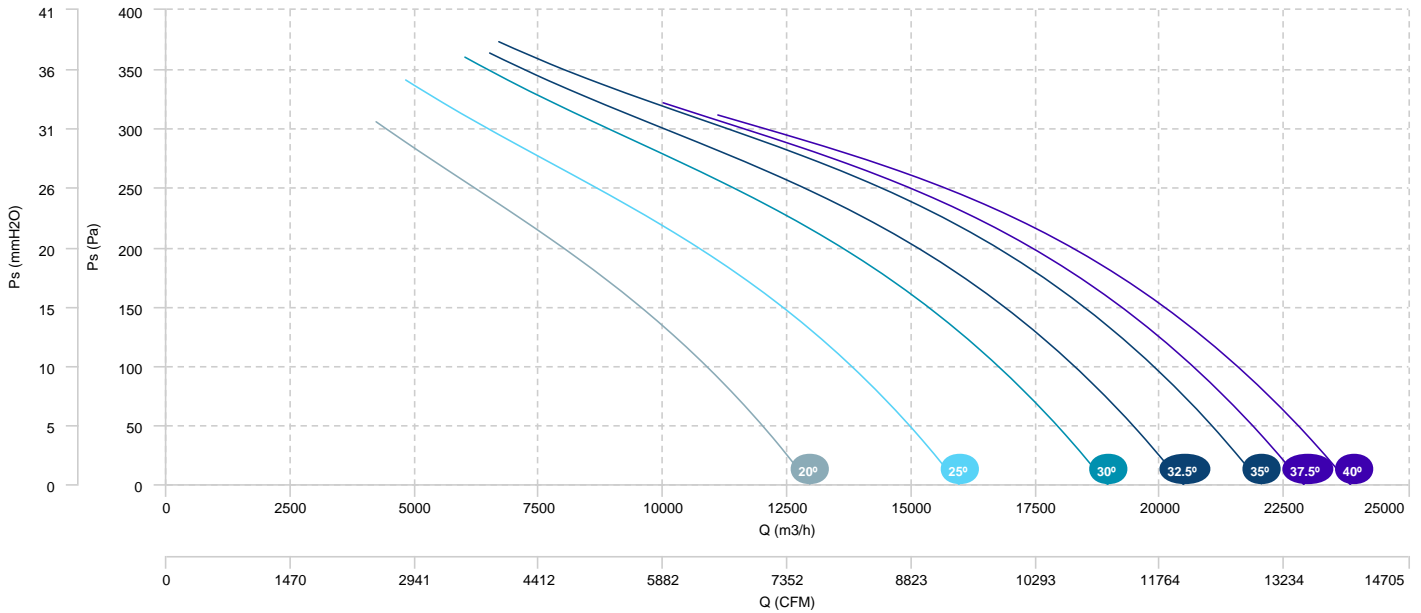
AIR FLOW - ABSORBED POWER



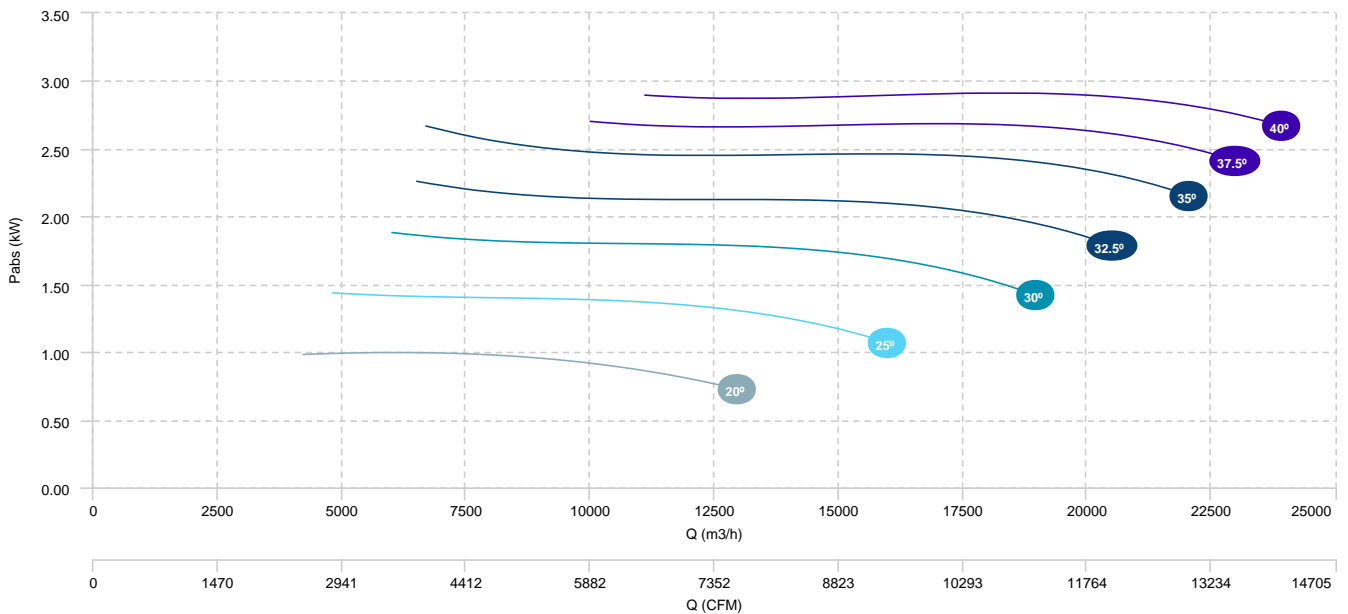


HCFX 71 T4/T8 0,8/0,2kW (A5:6)	HCFX 71 T4/T8 1,2/0,3kW (A5:6)	HCFX 71 T4/T8 1,6/0,4kW (A5:6)
HCFX 71 T4/T8 2,2/0,37kW (A5:6)	HCFX 71 T4/T8 3/0,55kW (A5:6)	

**AIR FLOW - PRESSURE (4 poles)**

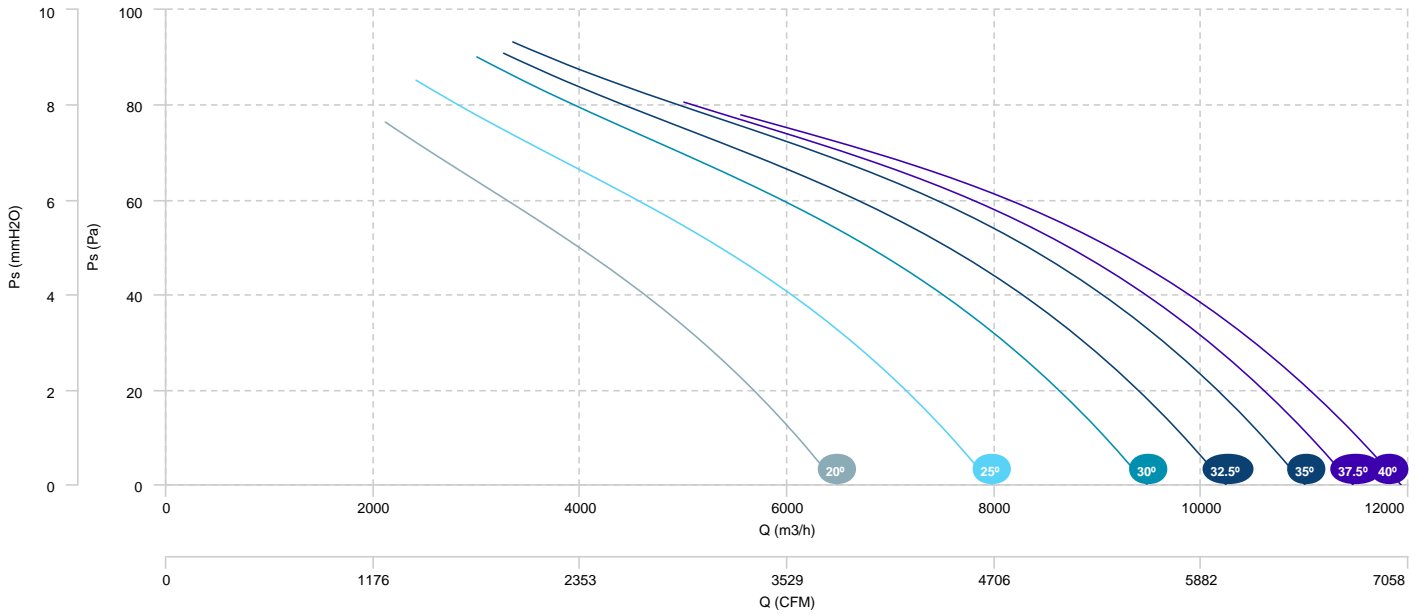


**AIR FLOW - ABSORBED POWER (4 poles)**



HCFX 71 T4/T8 0,8/0,2kW (A5:6)	HCFX 71 T4/T8 1,2/0,3kW (A5:6)	HCFX 71 T4/T8 1,6/0,4kW (A5:6)
HCFX 71 T4/T8 2,2/0,37kW (A5:6)	HCFX 71 T4/T8 3/0,55kW (A5:6)	

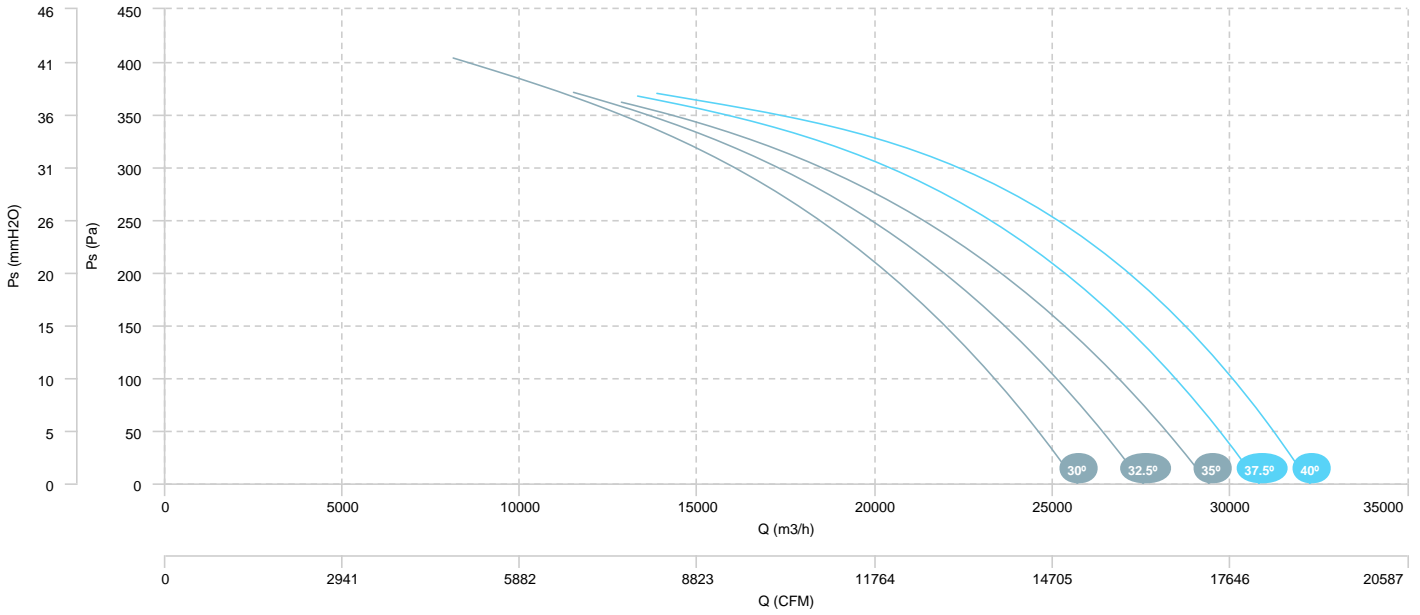
AIR FLOW - PRESSURE (8 poles)



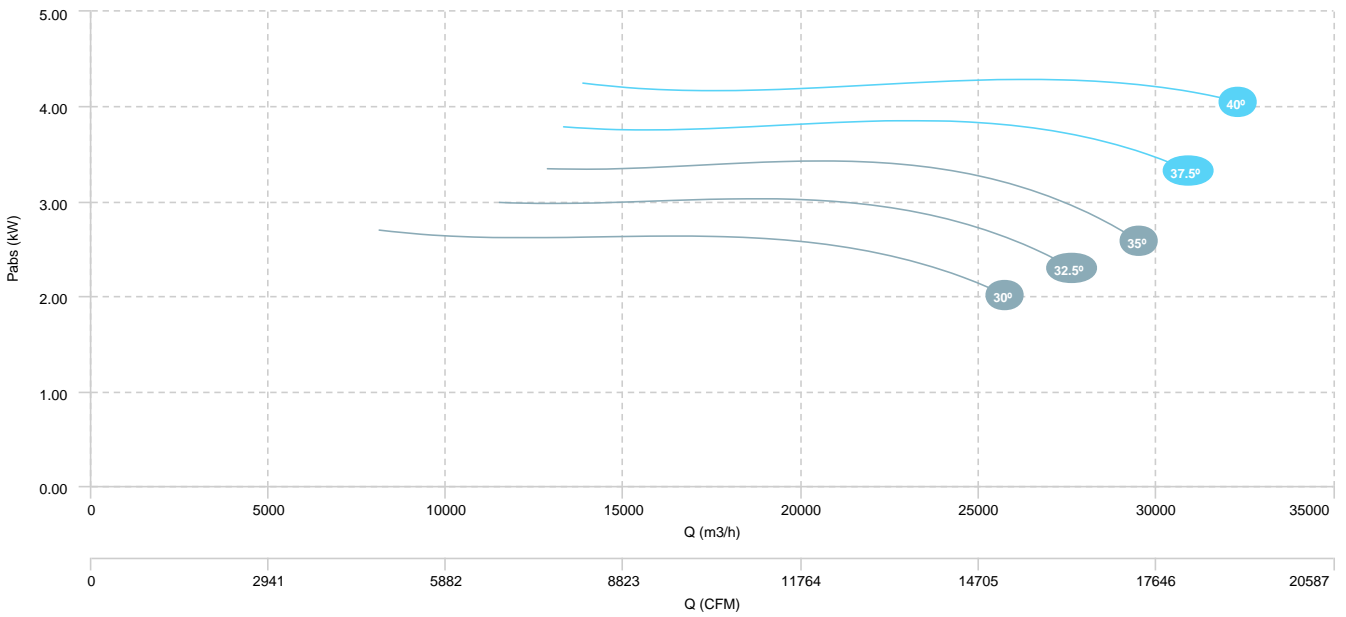
HCFX 80 T4 3kW (A5:6)

HCFX 80 T4 4kW (A5:6)

AIR FLOW - PRESSURE

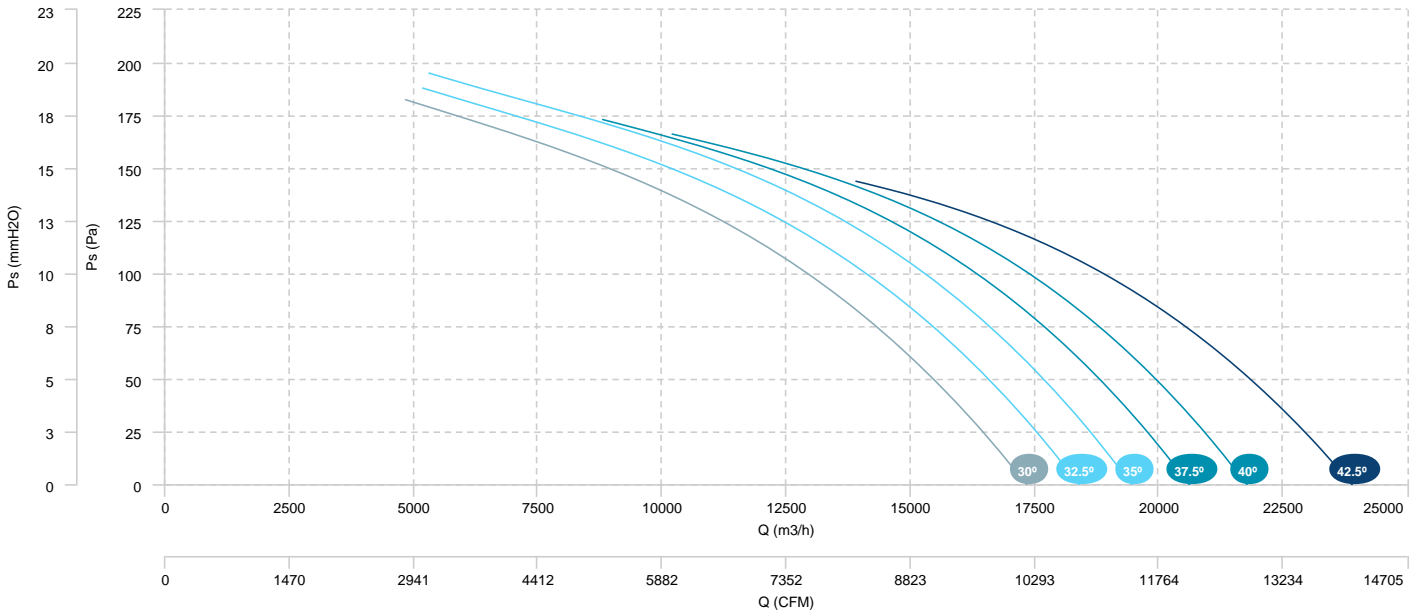


AIR FLOW - ABSORBED POWER

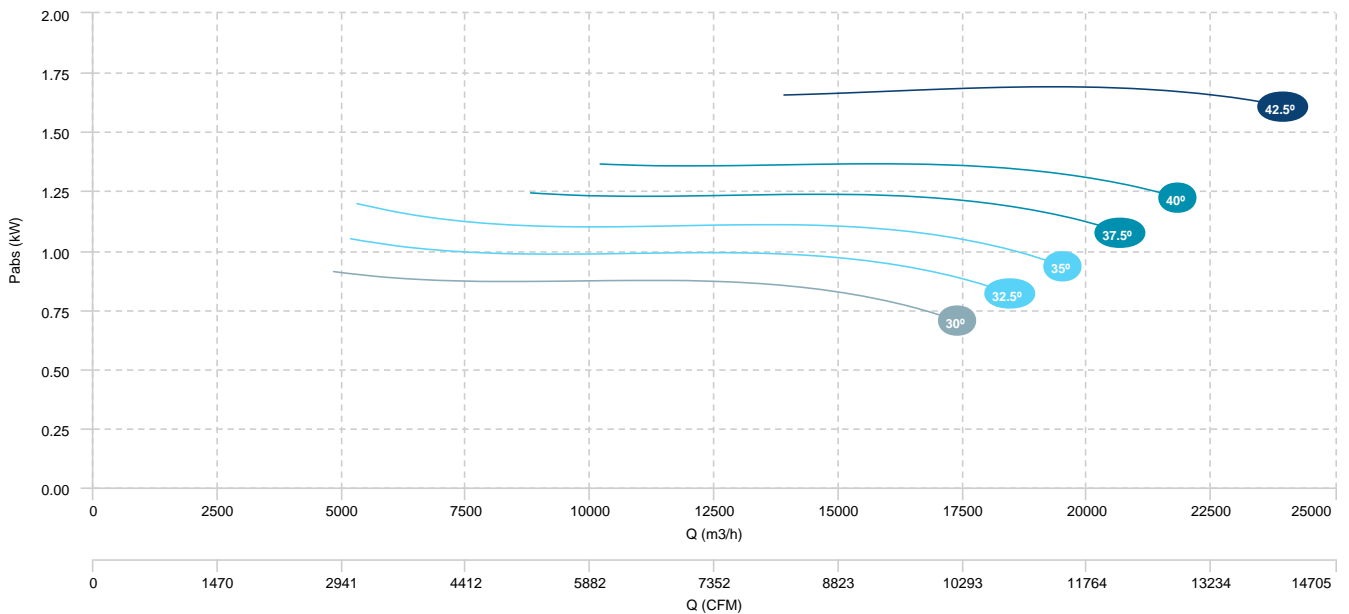


- HCFX 80 T6 0,75kW (A5:6)
- HCFX 80 T6 1,1kW (A5:6)
- HCFX 80 T6 1,5kW (A5:6)
- HCFX 80 T6 2,2kW (A5:6)

**AIR FLOW - PRESSURE**



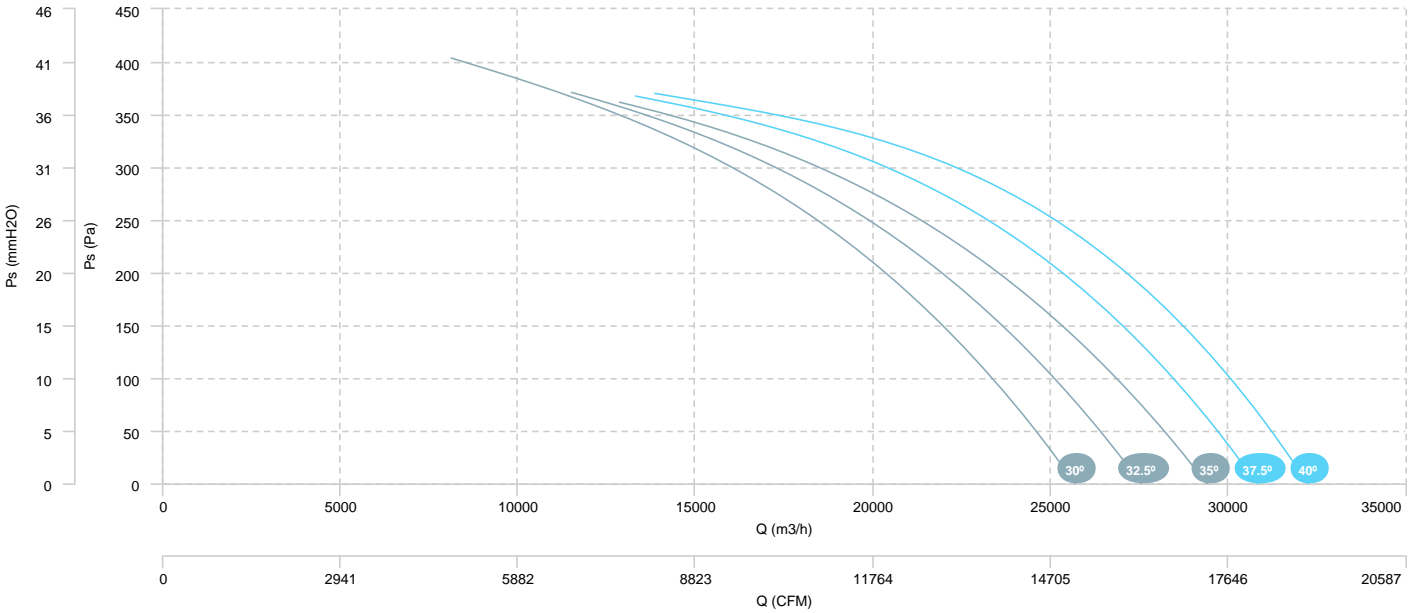
**AIR FLOW - ABSORBED POWER**



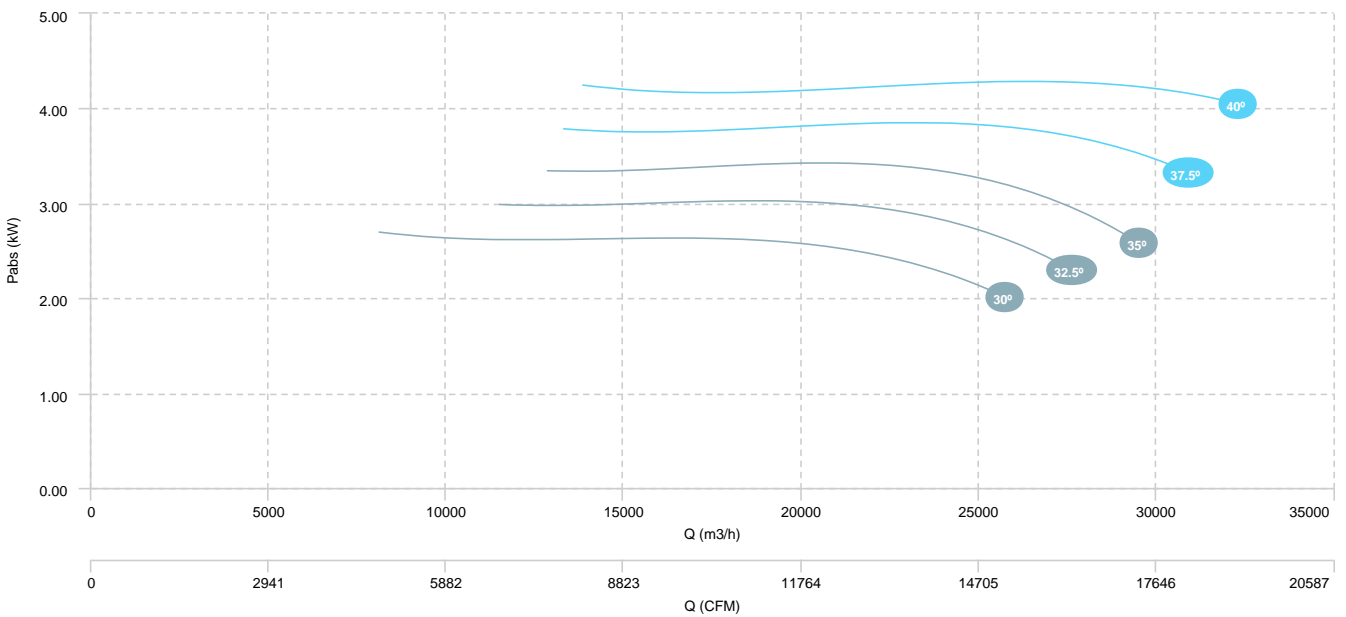
HCFX 80 T4/T8 3/0,55kW (A5:6)

HCFX 80 T4/T8 4/0,75kW (A5:6)

AIR FLOW - PRESSURE (4 poles)



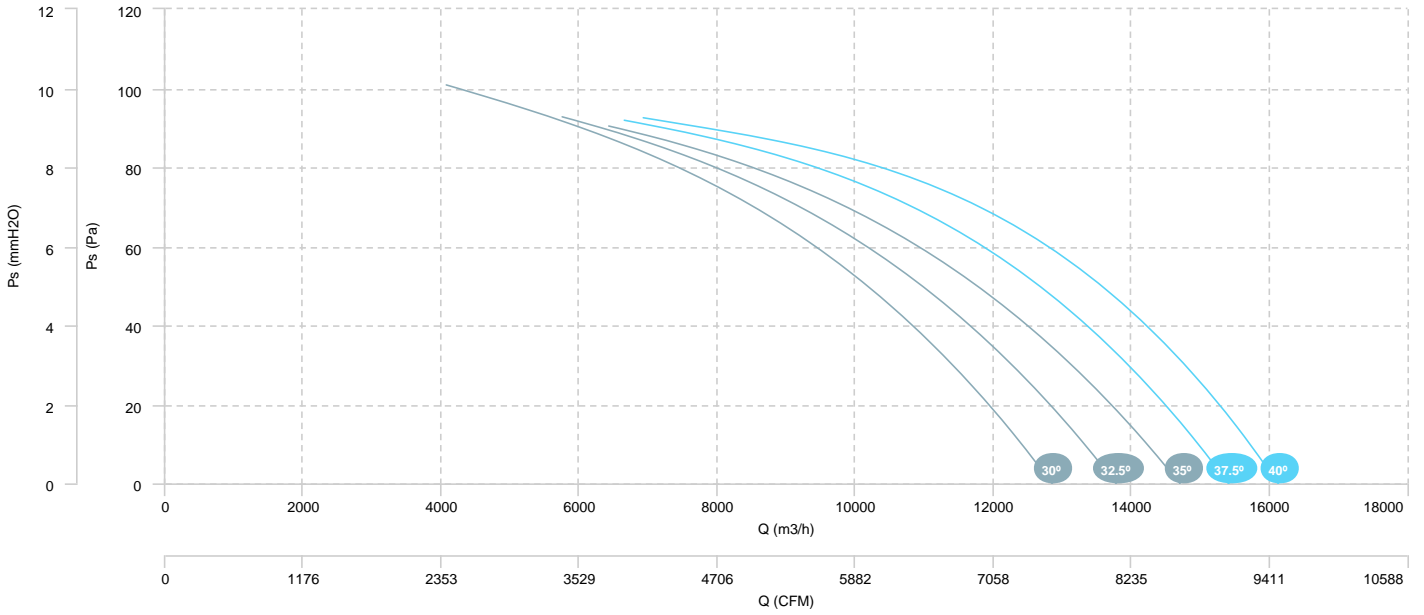
AIR FLOW - ABSORBED POWER (4 poles)



HCFX 80 T4/T8 3/0,55kW (A5:6)

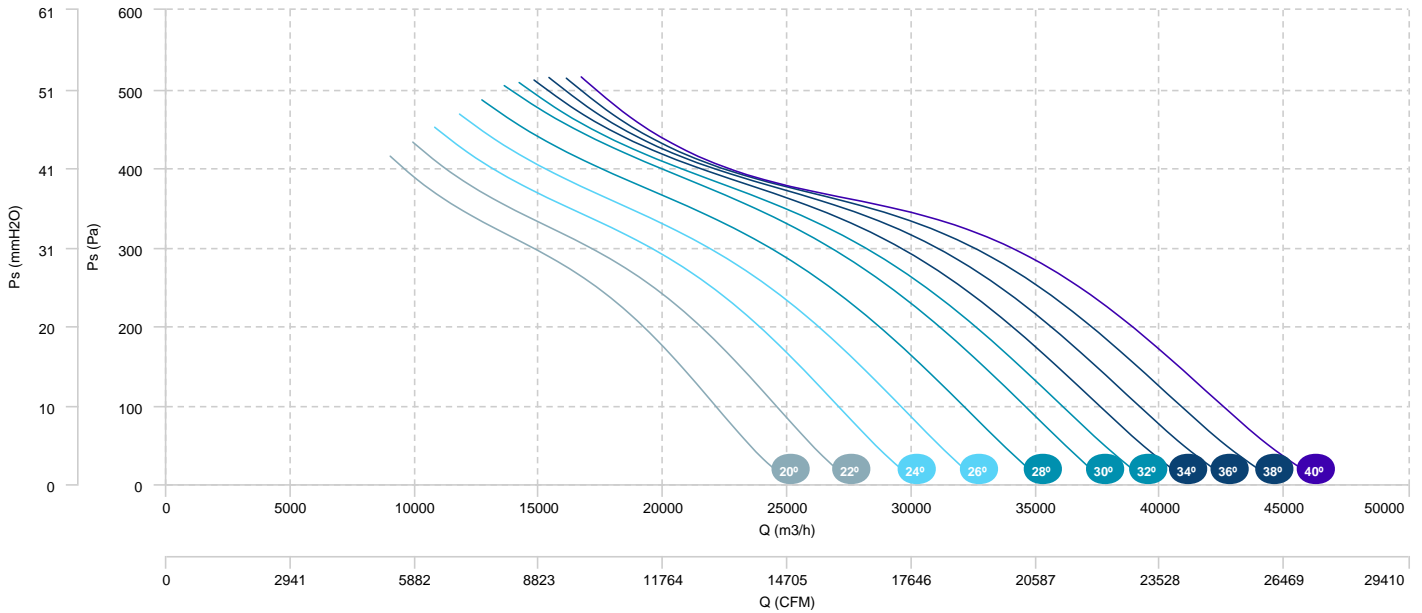
HCFX 80 T4/T8 4/0,75kW (A5:6)

AIR FLOW - PRESSURE (8 poles)

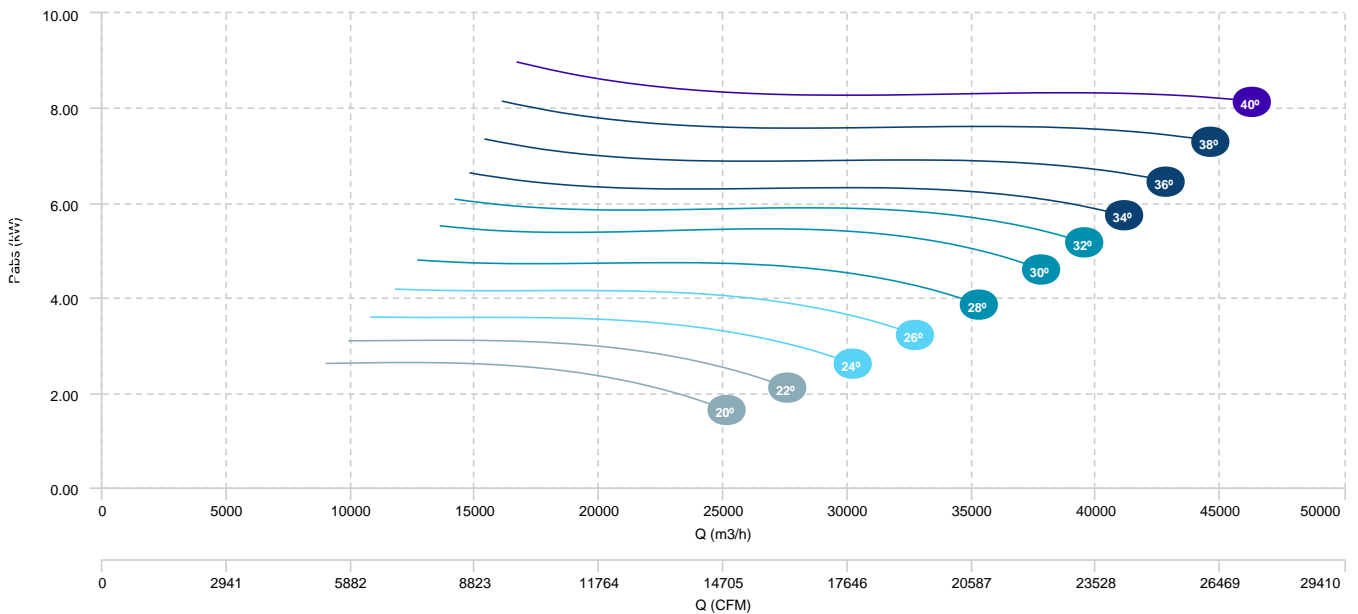


HCFX 90 T4 3kW (A3:4)	HCFX 90 T4 4kW (A3:4)	HCFX 90 T4 5,5kW (A3:4)
HCFX 90 T4 7,5kW (A3:4)	HCFX 90 T4 11kW (A3:4)	

**AIR FLOW - PRESSURE**

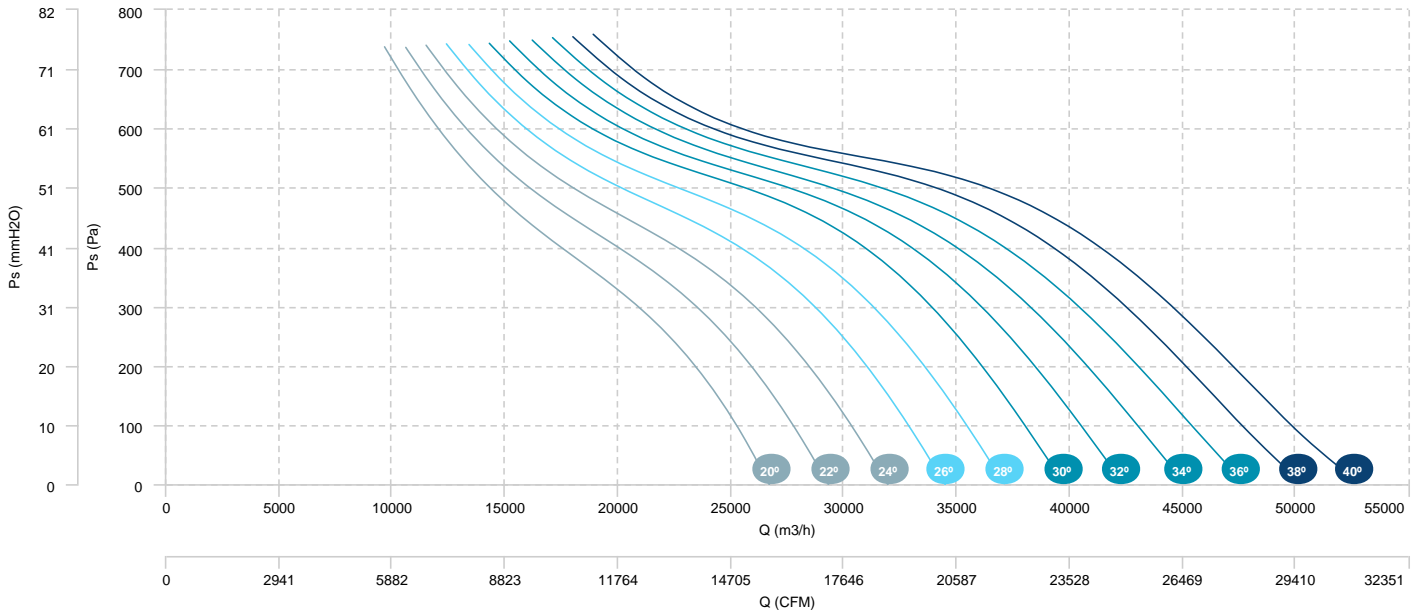


**AIR FLOW - ABSORBED POWER**

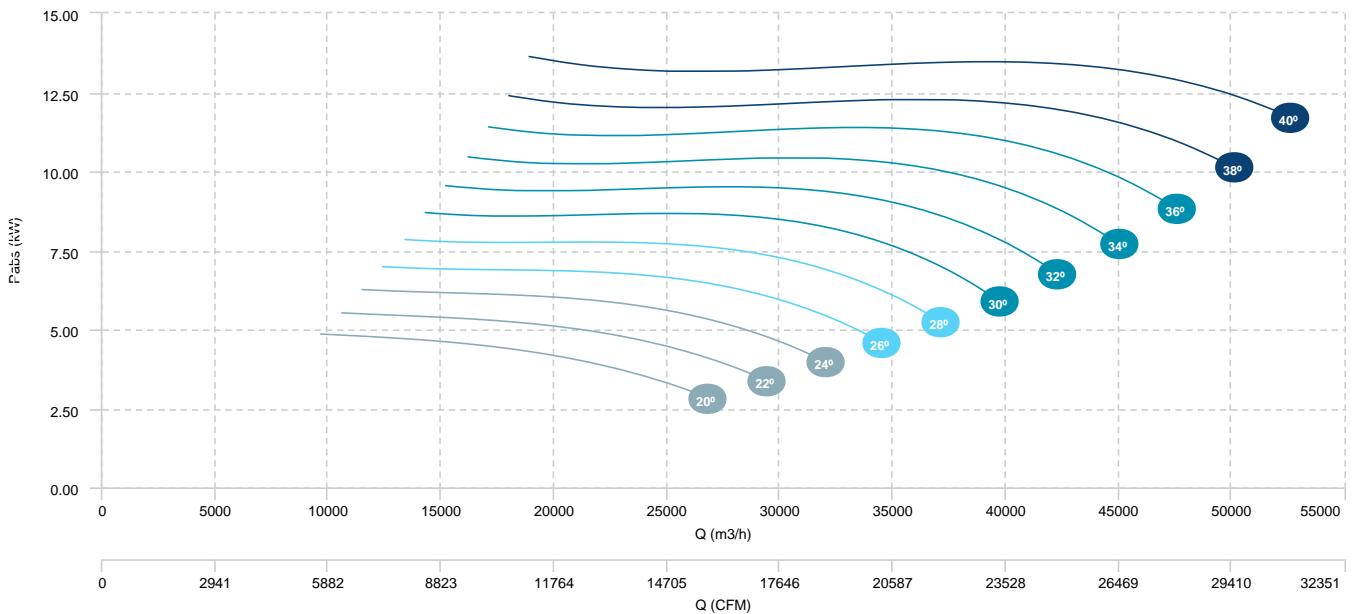


HCFX 90 T4 5,5kW (A3:8)	HCFX 90 T4 7,5kW (A3:8)	HCFX 90 T4 11kW (A3:8)
HCFX 90 T4 15kW (A3:8)		

AIR FLOW - PRESSURE



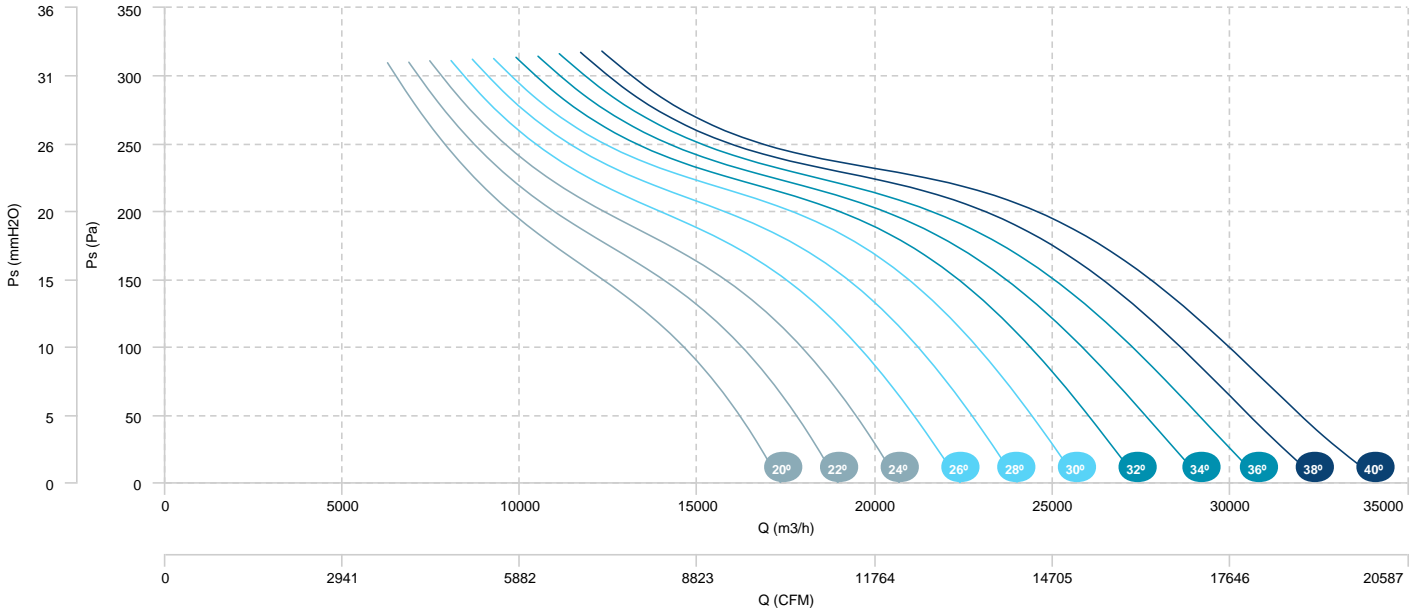
AIR FLOW - ABSORBED POWER



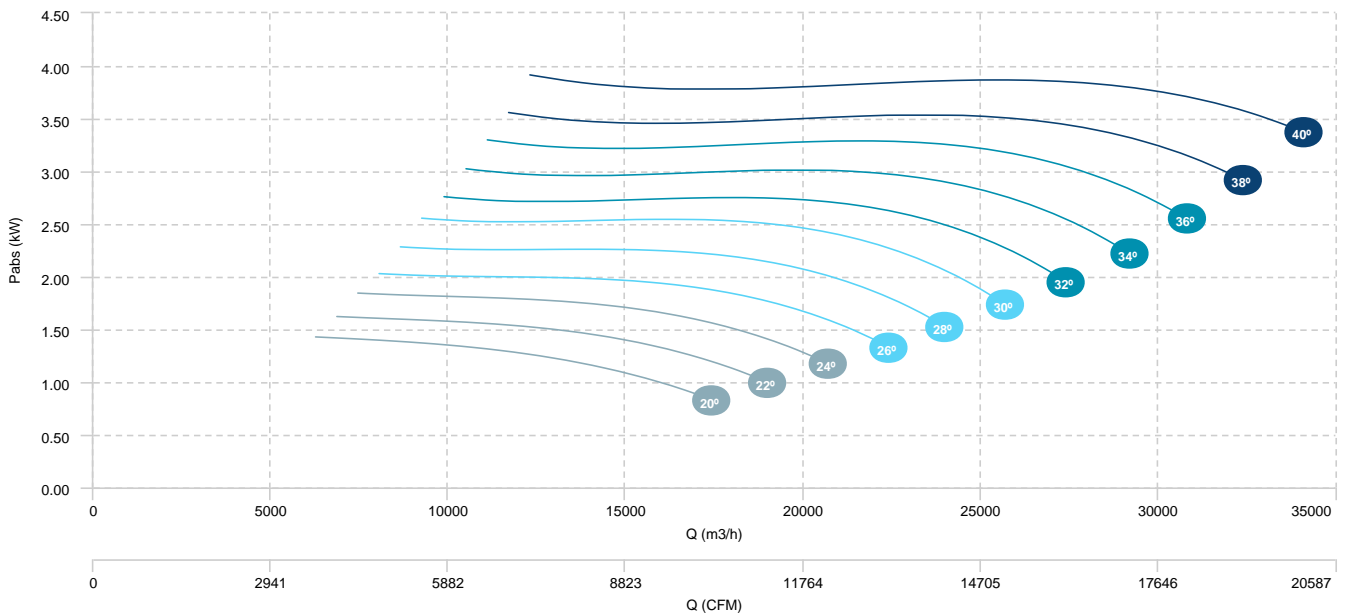


HCFX 90 T6 1,5kW (A3:8)	HCFX 90 T6 2,2kW (A3:8)	HCFX 90 T6 3kW (A3:8)
HCFX 90 T6 4kW (A3:8)		

AIR FLOW - PRESSURE



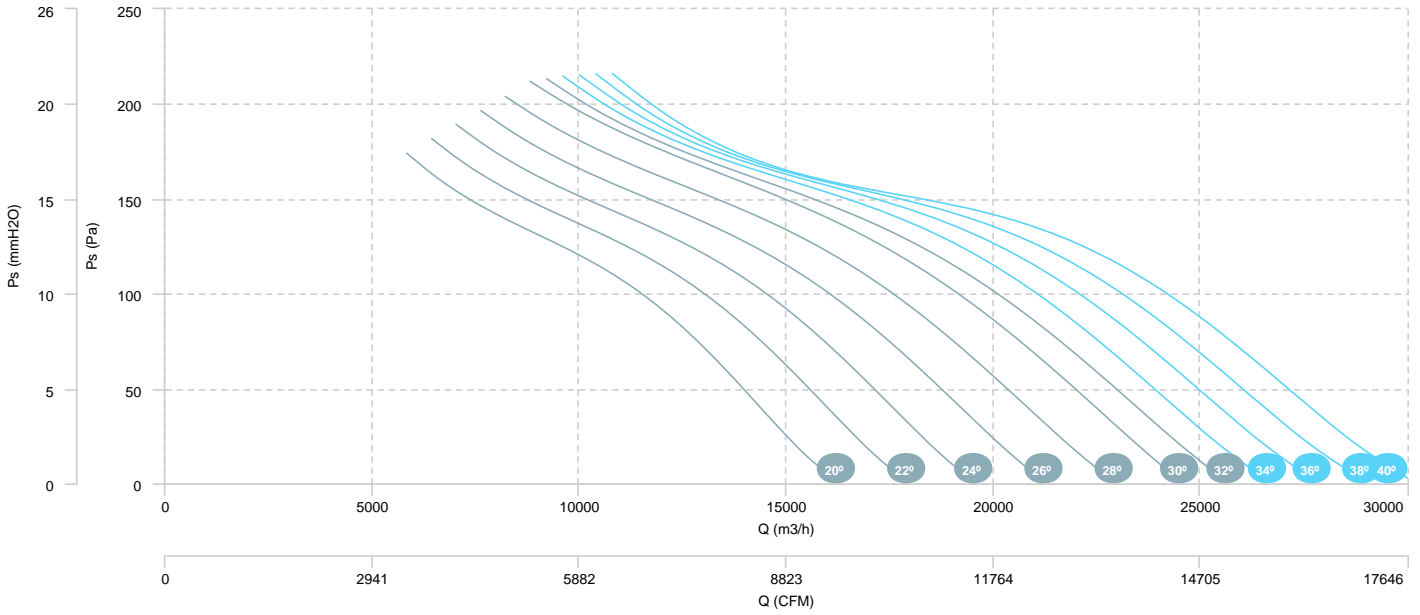
AIR FLOW - ABSORBED POWER



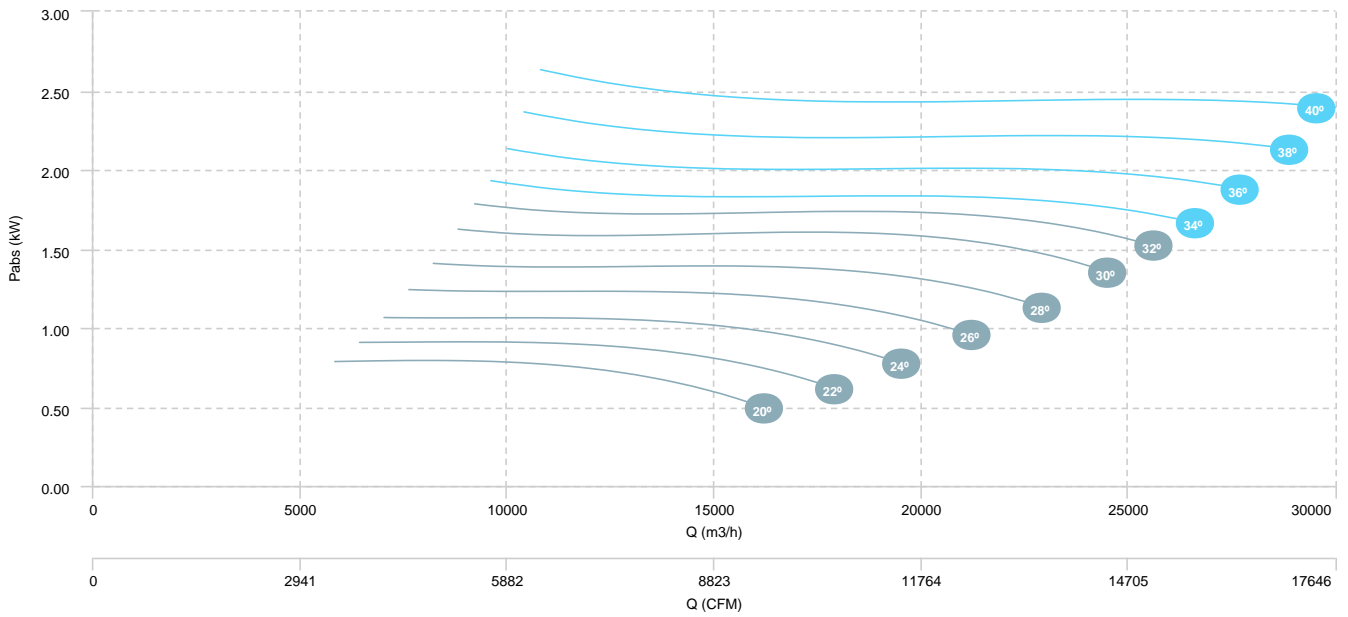
HCFX 90 T6 1,5kW (A3:4)

HCFX 90 T6 2,2kW (A3:4)

AIR FLOW - PRESSURE

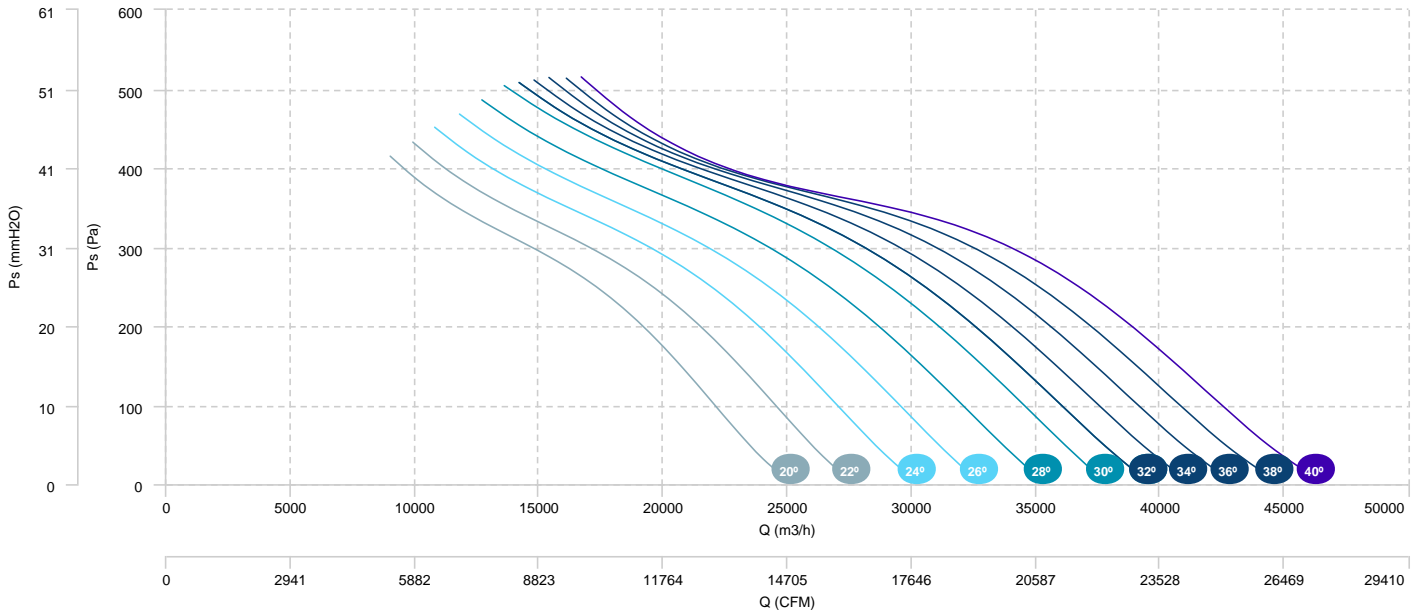


AIR FLOW - ABSORBED POWER

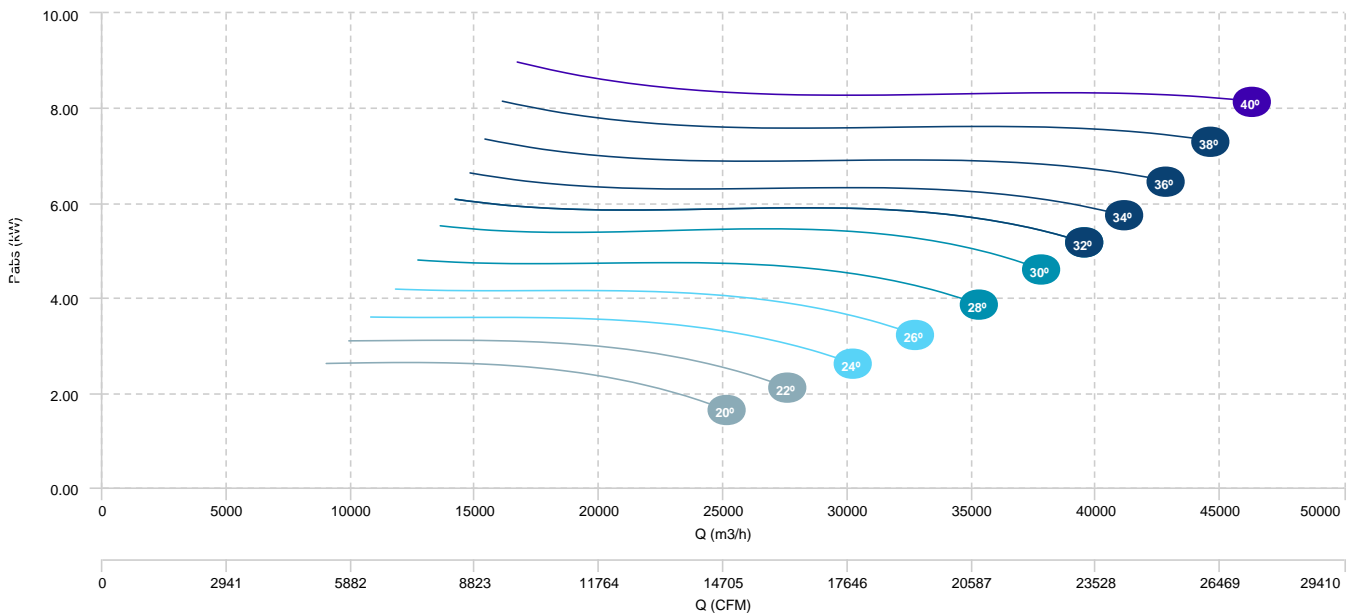


HCFX 90 T4/T8 2,8/0,7kW (A3:4)	HCFX 90 T4/T8 4/0,75kW (A3:4)	HCFX 90 T4/T8 5,5/1,1kW (A3:4)
HCFX 90 T4/T8 7,5/1,5kW (A3:4)	HCFX 90 T4/T8 11/3kW (A3:4)	

**AIR FLOW - PRESSURE (4 poles)**

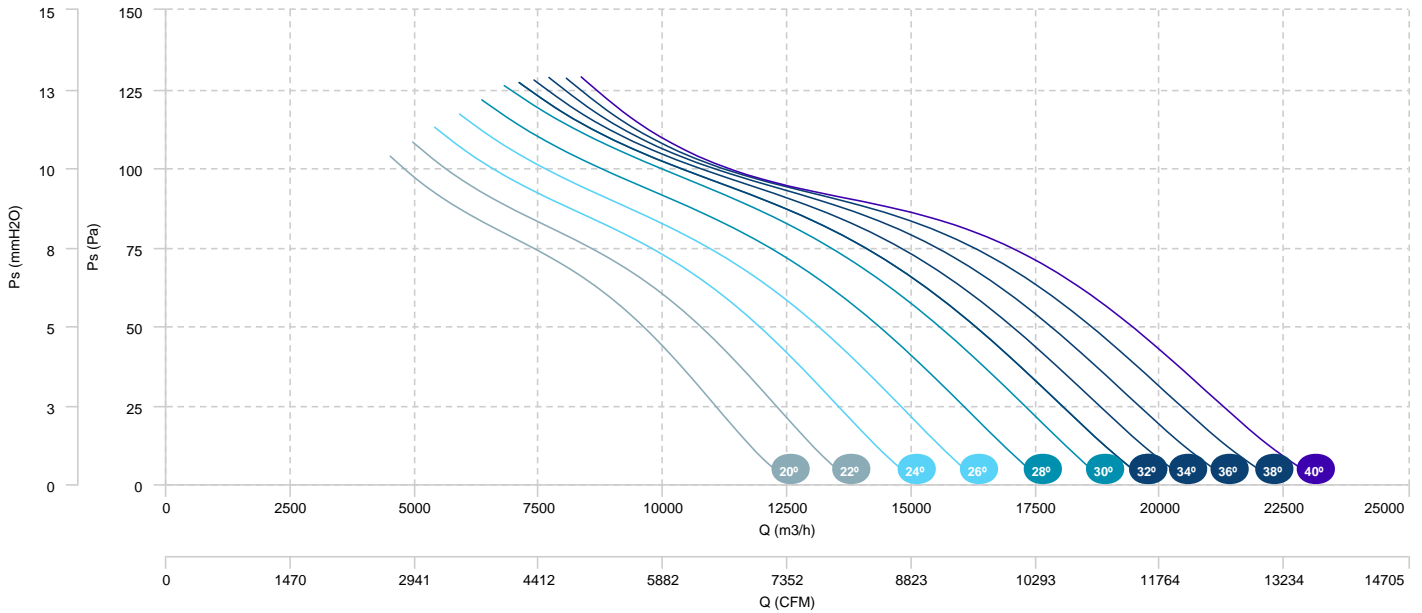


**AIR FLOW - ABSORBED POWER (4 poles)**



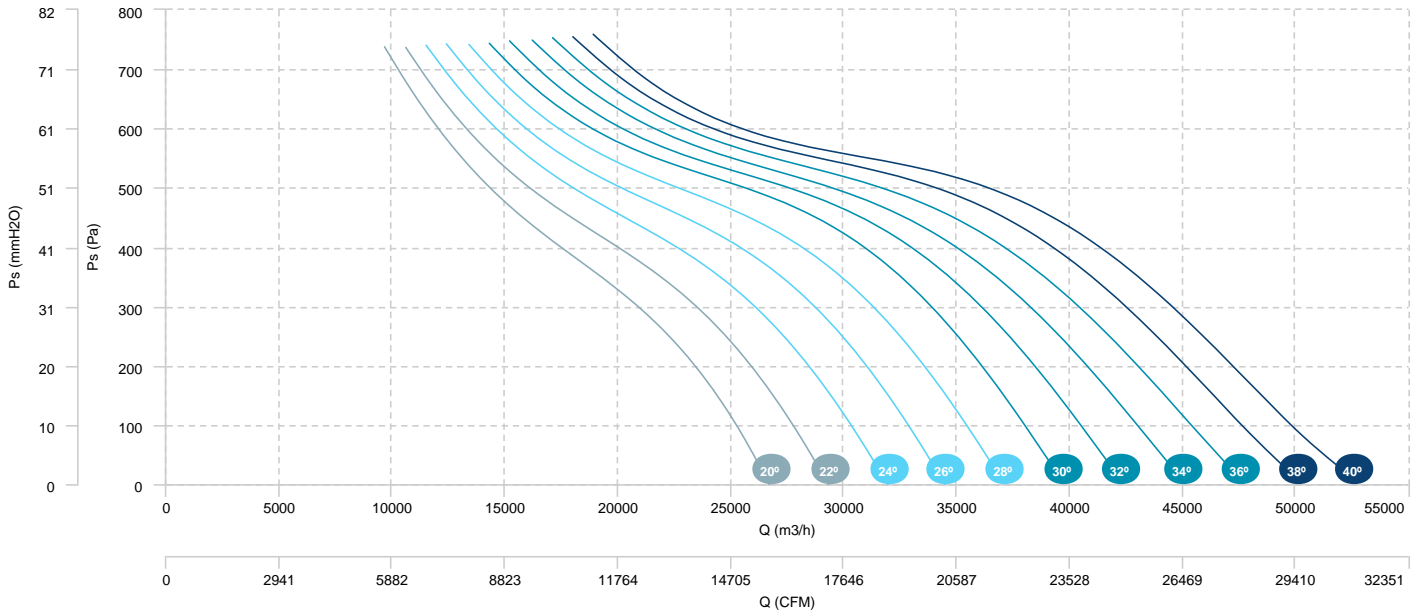
HCFX 90 T4/T8 2,8/0,7kW (A3:4)	HCFX 90 T4/T8 4/0,75kW (A3:4)	HCFX 90 T4/T8 5,5/1,1kW (A3:4)
HCFX 90 T4/T8 7,5/1,5kW (A3:4)	HCFX 90 T4/T8 11/3kW (A3:4)	

**AIR FLOW - PRESSURE (8 poles)**

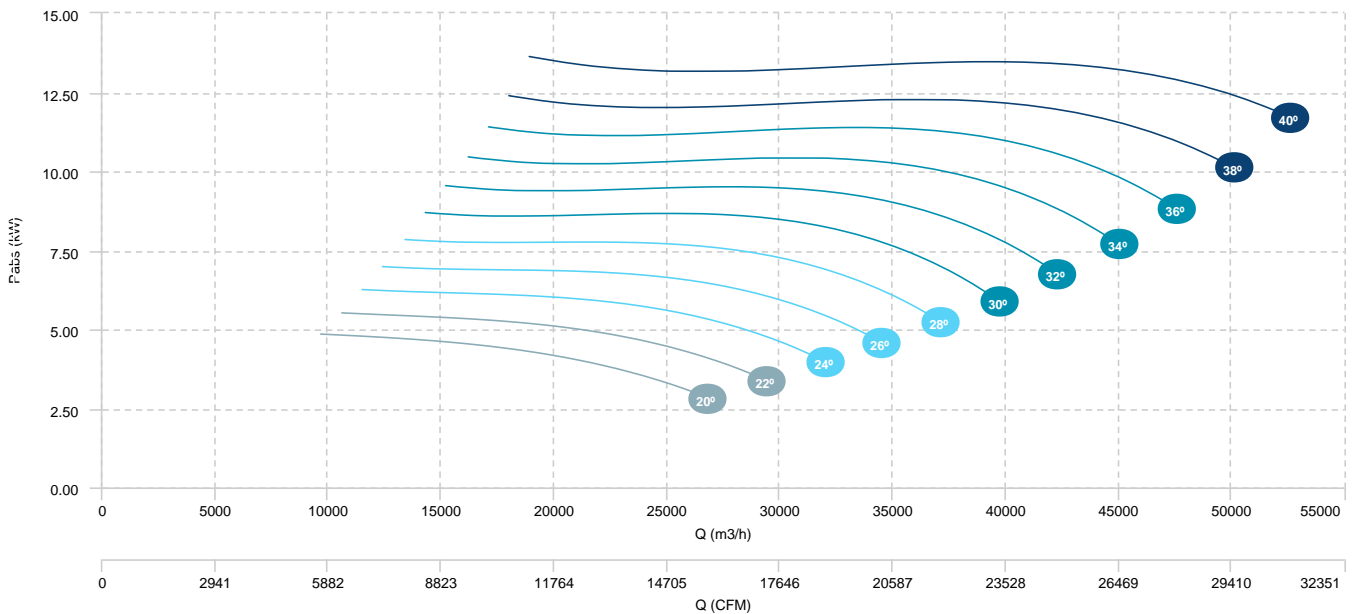


HCFX 90 T4/T8 5,5/1,1kW (A3:8)	HCFX 90 T4/T8 7,5/1,5kW (A3:8)	HCFX 90 T4/T8 11/3kW (A3:8)
HCFX 90 T4/T8 14/3,5kW (A3:8)		

**AIR FLOW - PRESSURE (4 poles)**



**AIR FLOW - ABSORBED POWER (4 poles)**

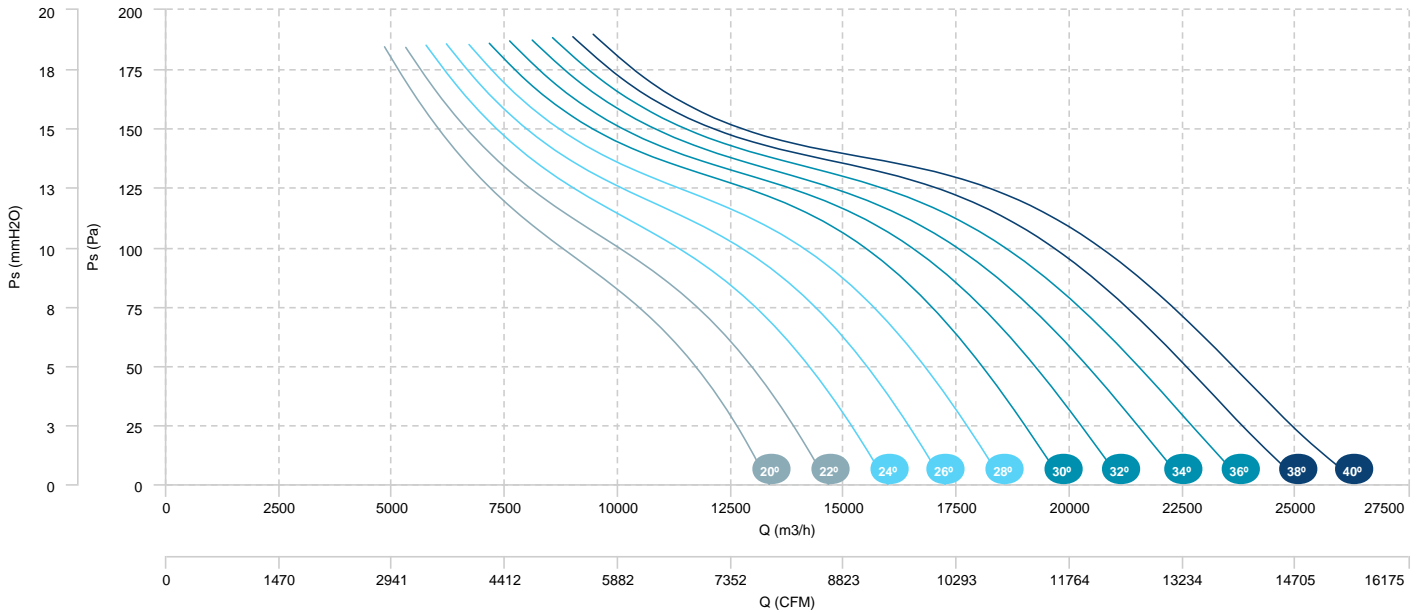


HCFX 90 T4/T8 5,5/1,1kW (A3:8)  
 HCFX 90 T4/T8 14/3,5kW (A3:8)

HCFX 90 T4/T8 7,5/1,5kW (A3:8)

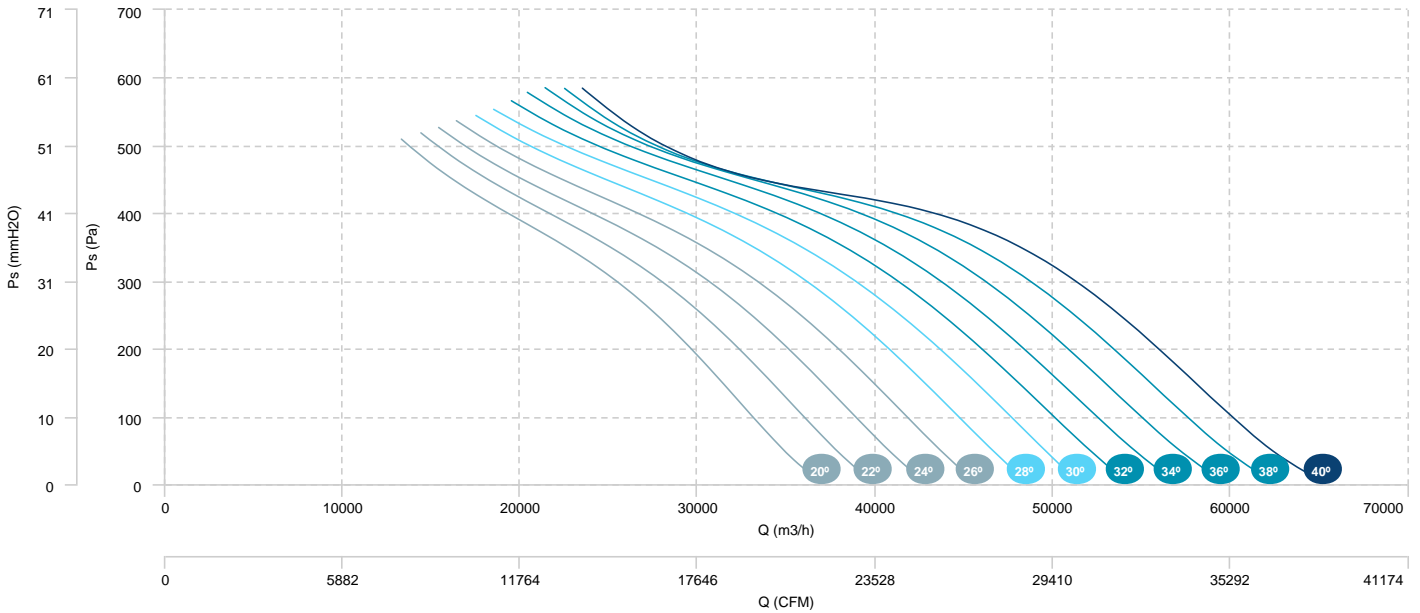
HCFX 90 T4/T8 11/3kW (A3:8)

AIR FLOW - PRESSURE (8 poles)

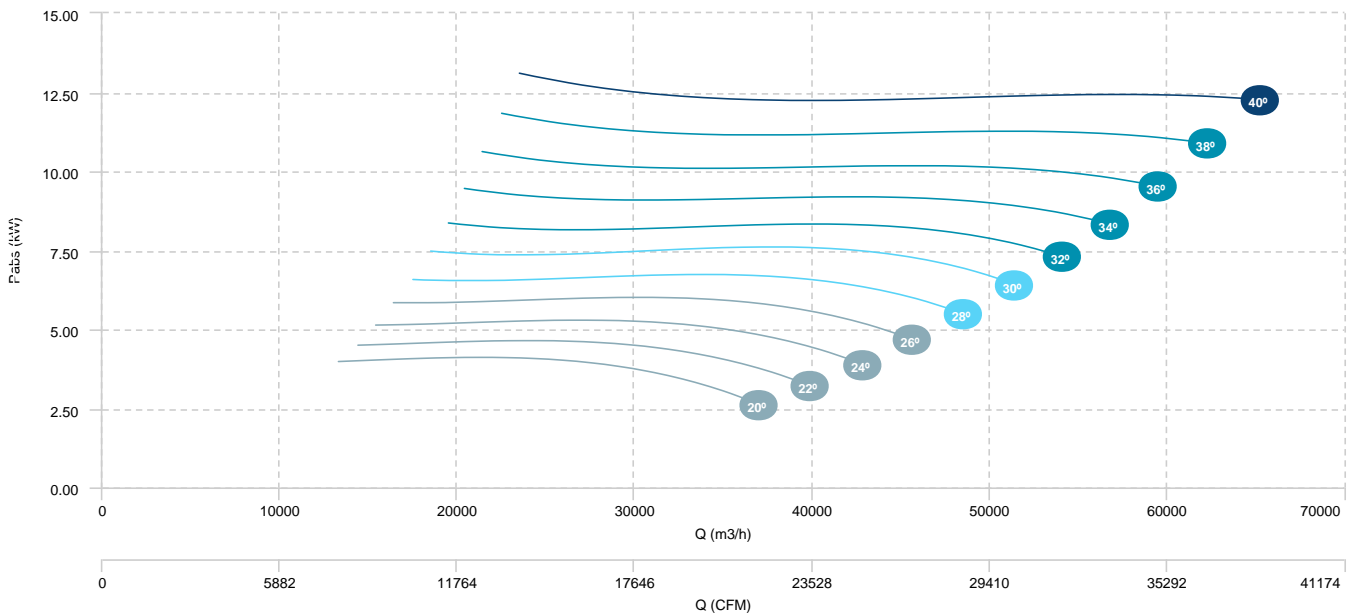


HCFX 100 T4 5,5kW (A3:4)	HCFX 100 T4 7,5kW (A3:4)	HCFX 100 T4 11kW (A3:4)
HCFX 100 T4 15kW (A3:4)		

**AIR FLOW - PRESSURE**

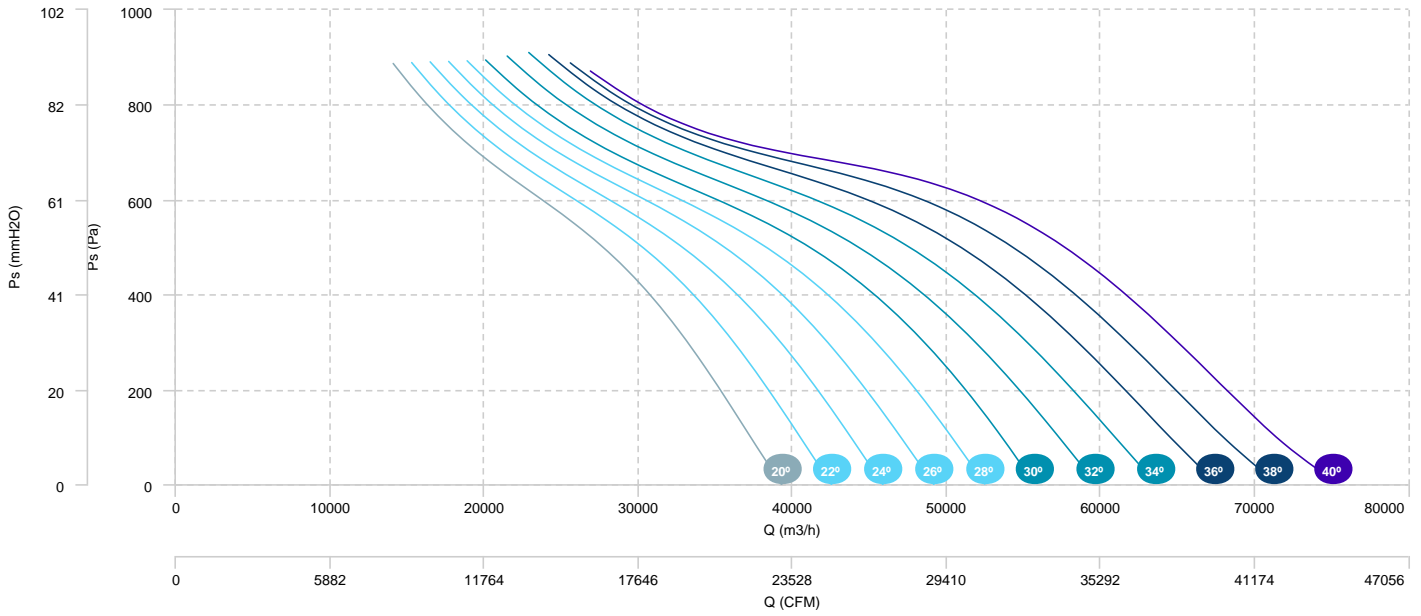


**AIR FLOW - ABSORBED POWER**

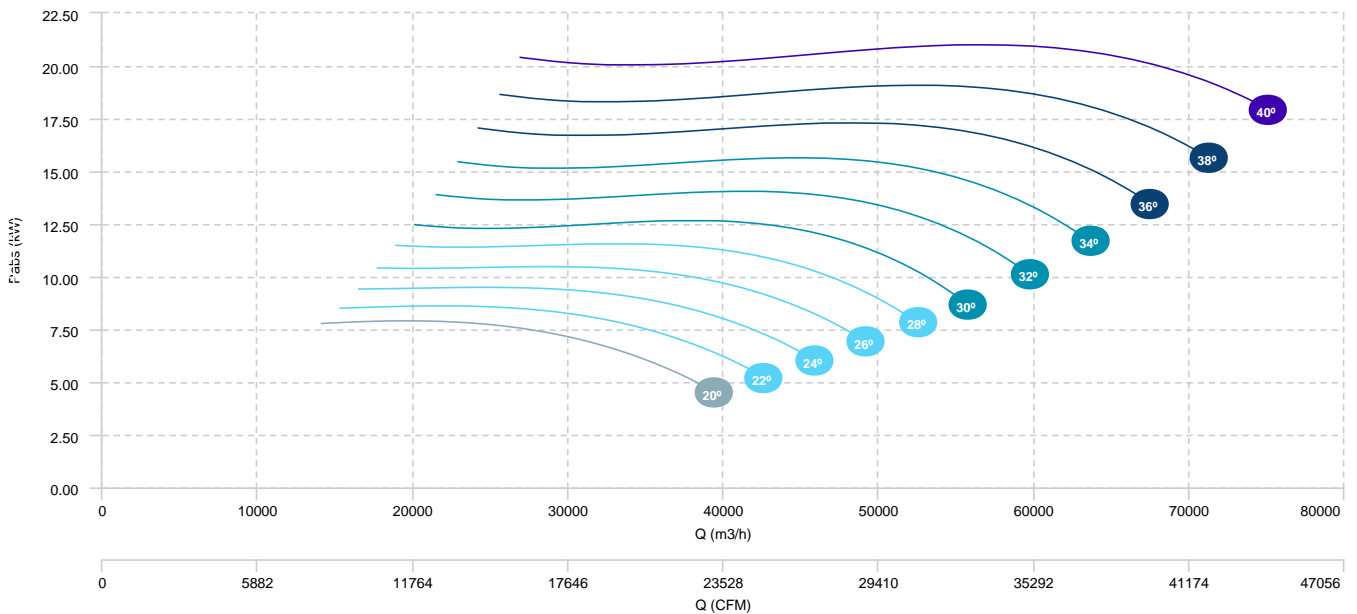


HCFX 100 T4 7,5kW (A3:8)	HCFX 100 T4 11kW (A3:8)	HCFX 100 T4 15kW (A3:8)
HCFX 100 T4 18,5kW (A3:8)	HCFX 100 T4 22kW (A3:8)	

AIR FLOW - PRESSURE



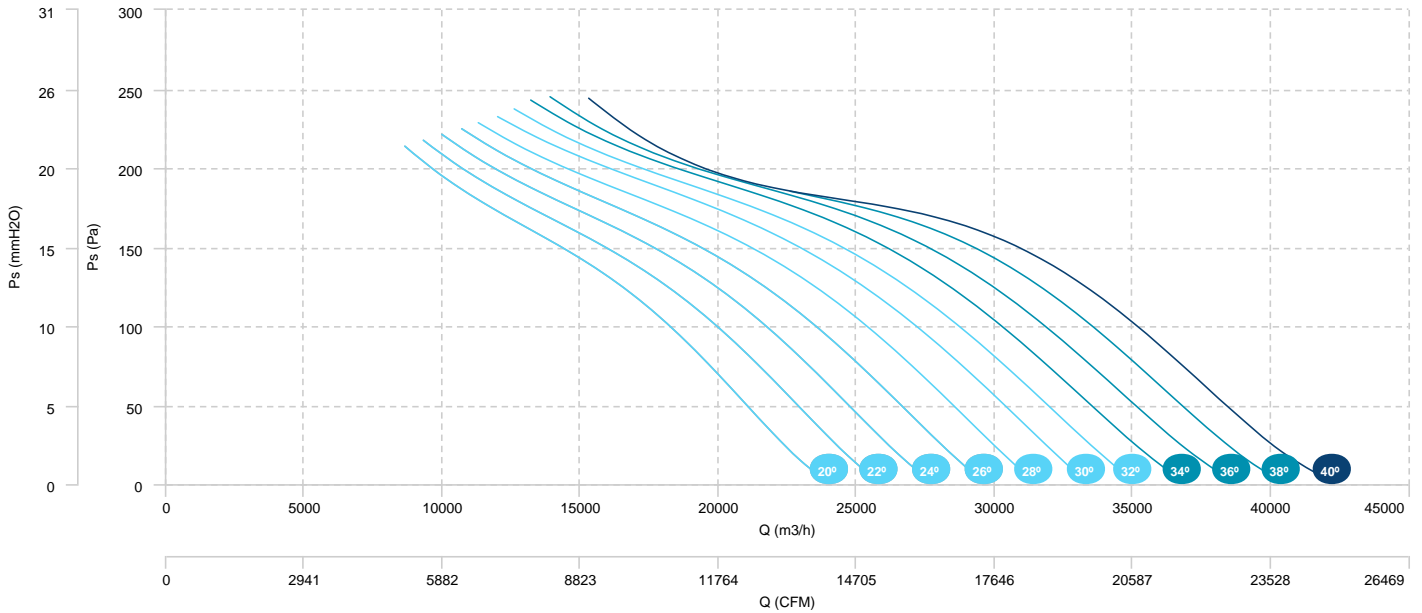
AIR FLOW - ABSORBED POWER



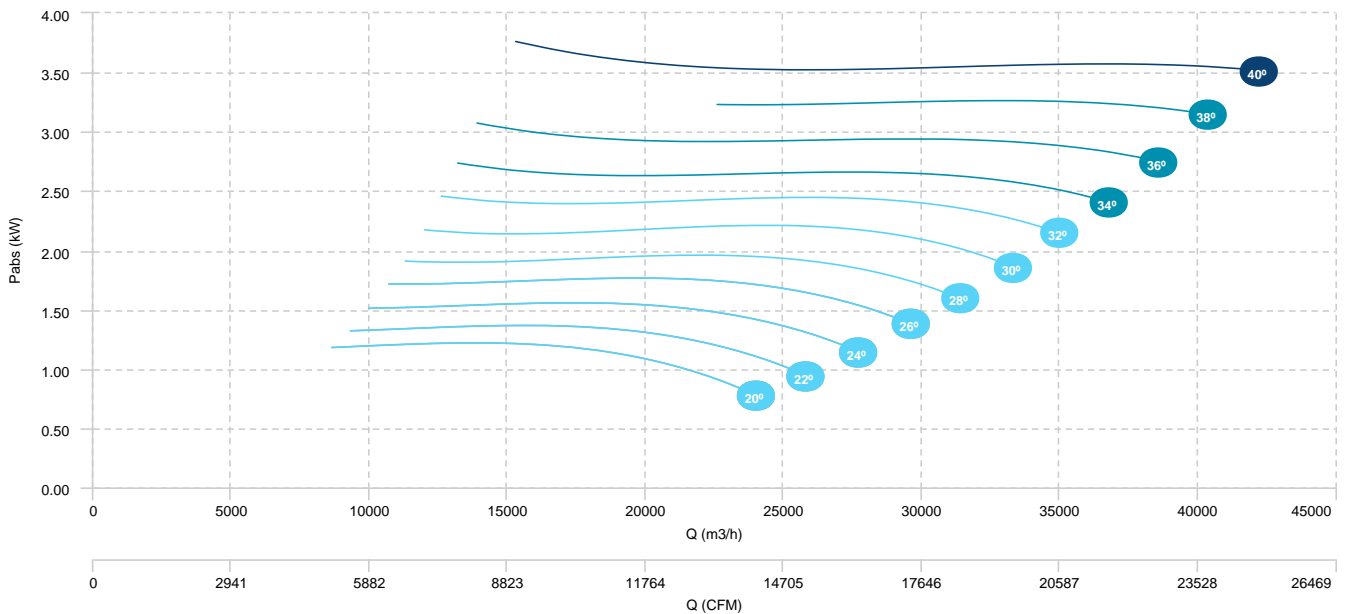


HCFX 100 T6 1,5kW (A3:4)	HCFX 100 T6 2,2kW (A3:4)	HCFX 100 T6 3kW (A3:4)
HCFX 100 T6 4kW (A3:4)		

**AIR FLOW - PRESSURE**

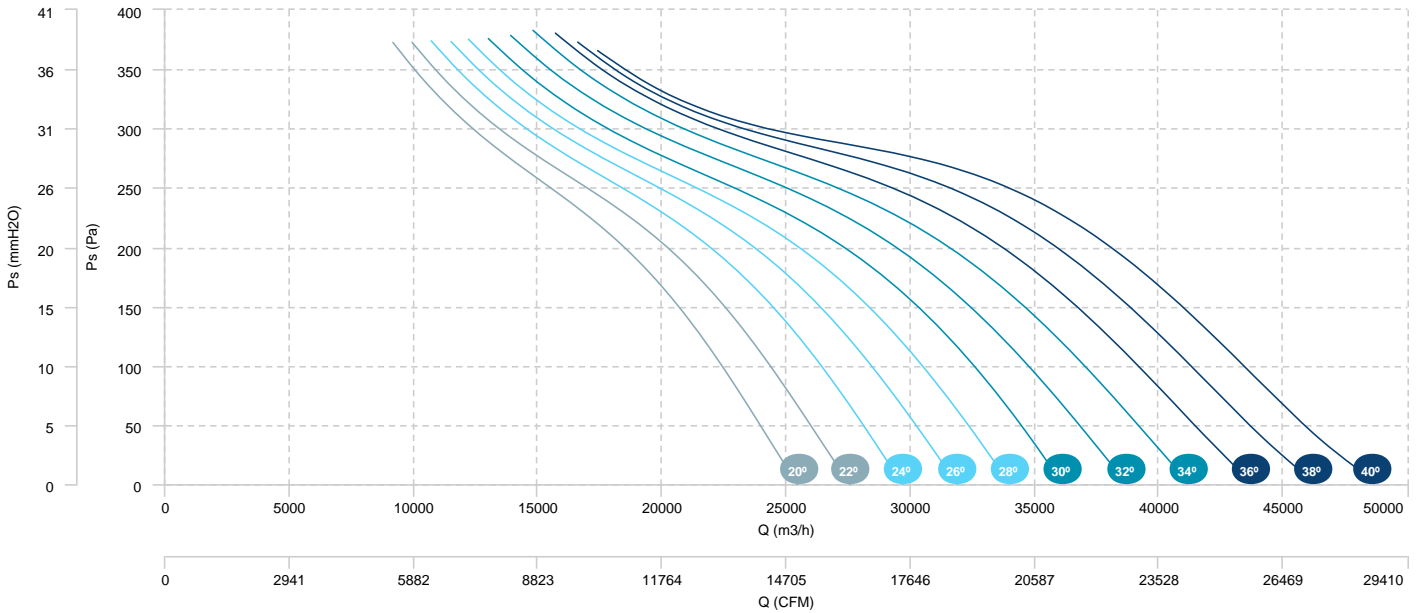


**AIR FLOW - ABSORBED POWER**

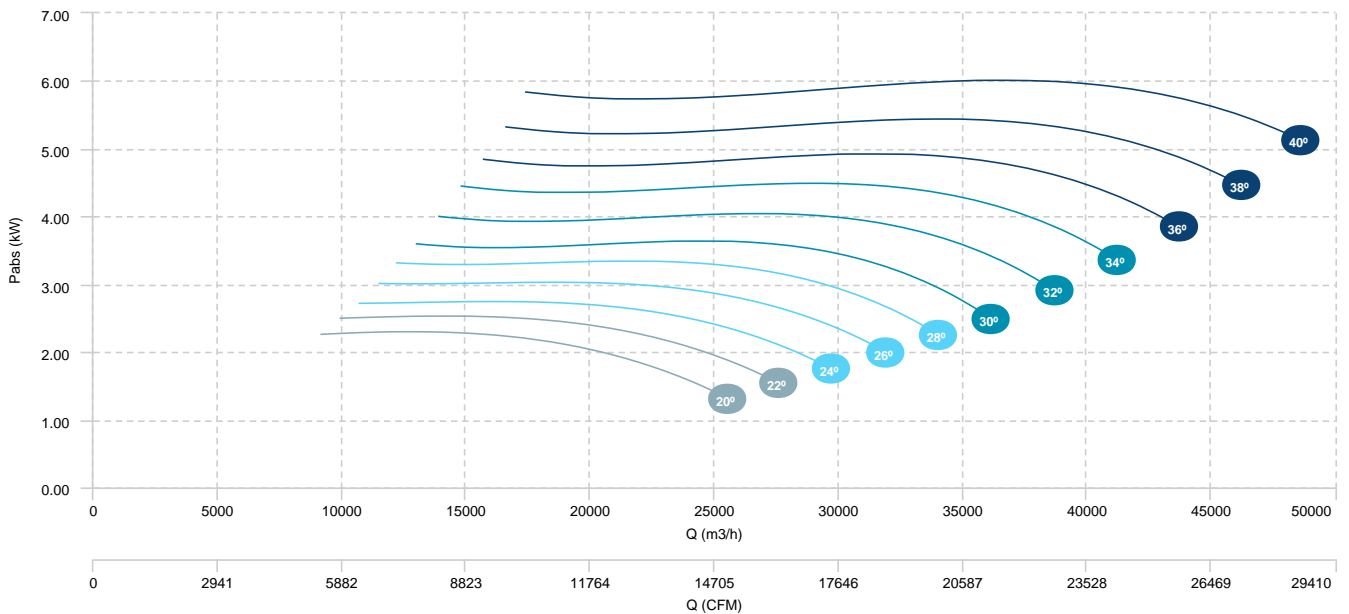


- HCFX 100 T6 2,2kW (A3:8)
- HCFX 100 T6 3kW (A3:8)
- HCFX 100 T6 4kW (A3:8)
- HCFX 100 T6 5,5kW (A3:8)

**AIR FLOW - PRESSURE**

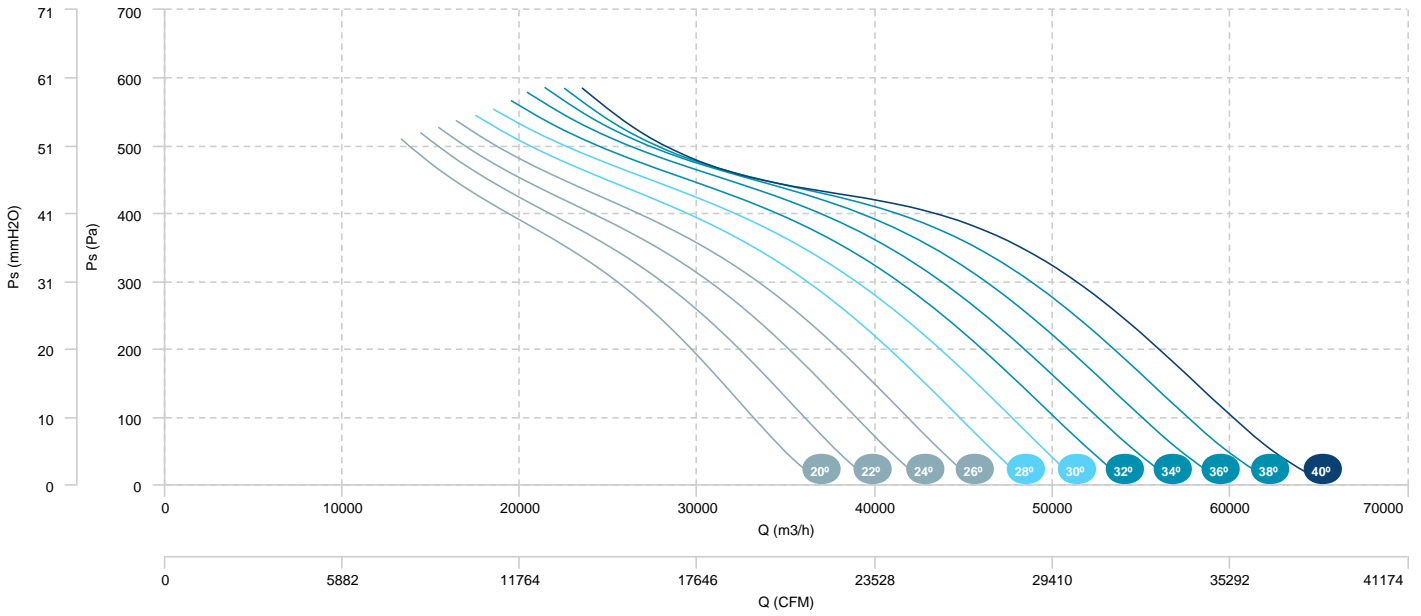


**AIR FLOW - ABSORBED POWER**

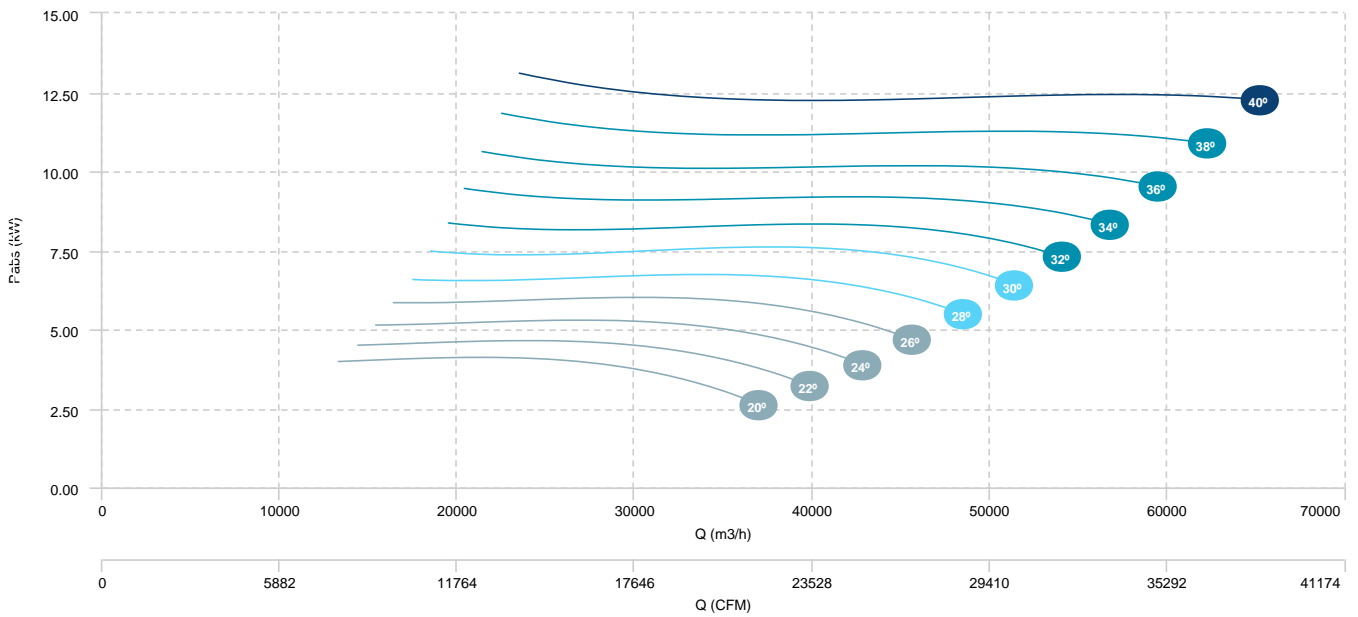


HCFX 100 T4/T8 5,5/1,1kW (A3:4)	HCFX 100 T4/T8 7,5/1,5kW (A3:4)	HCFX 100 T4/T8 11/3kW (A3:4)
HCFX 100 T4/T8 14/3,5kW (A3:4)		

**AIR FLOW - PRESSURE (4 poles)**

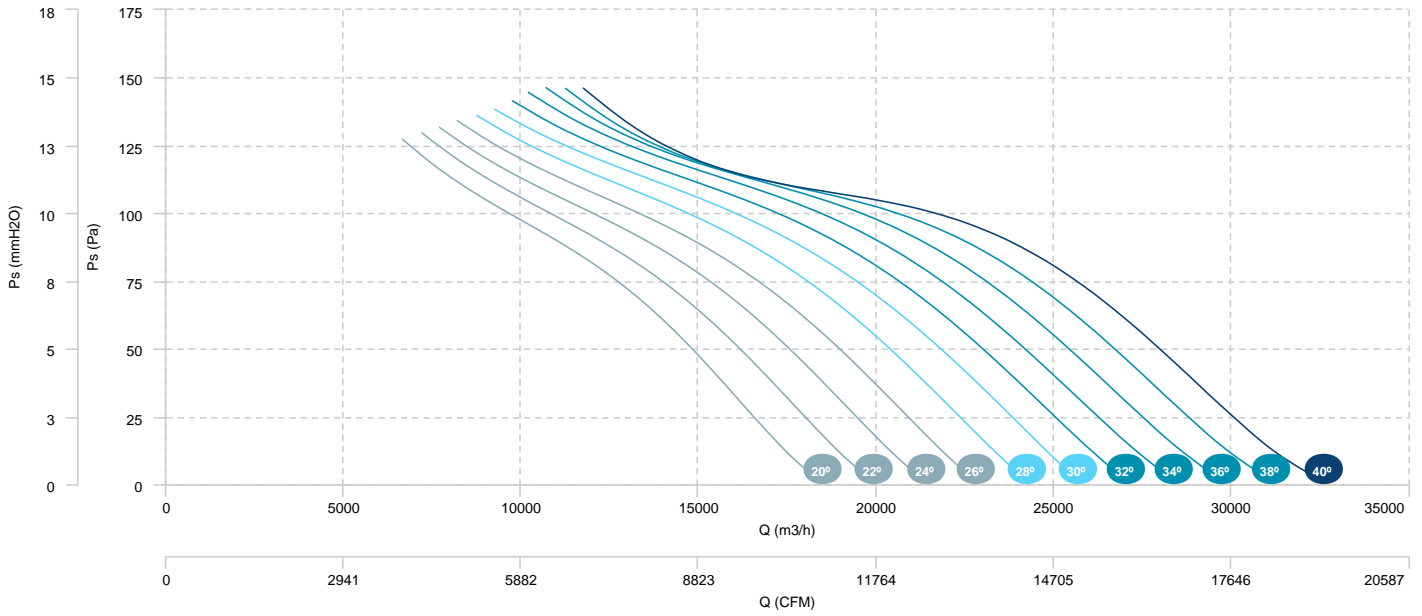


**AIR FLOW - ABSORBED POWER (4 poles)**



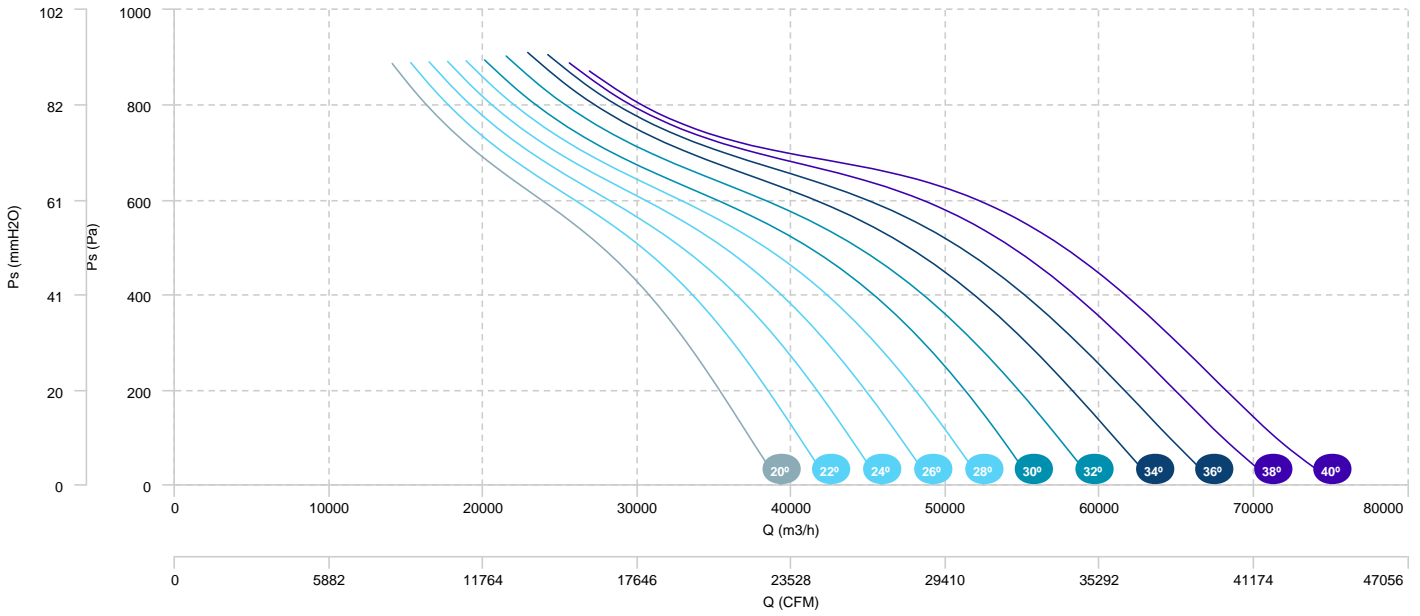
HCFX 100 T4/T8 5,5/1,1kW (A3:4)	HCFX 100 T4/T8 7,5/1,5kW (A3:4)	HCFX 100 T4/T8 11/3kW (A3:4)
HCFX 100 T4/T8 14/3,5kW (A3:4)		

AIR FLOW - PRESSURE (8 poles)

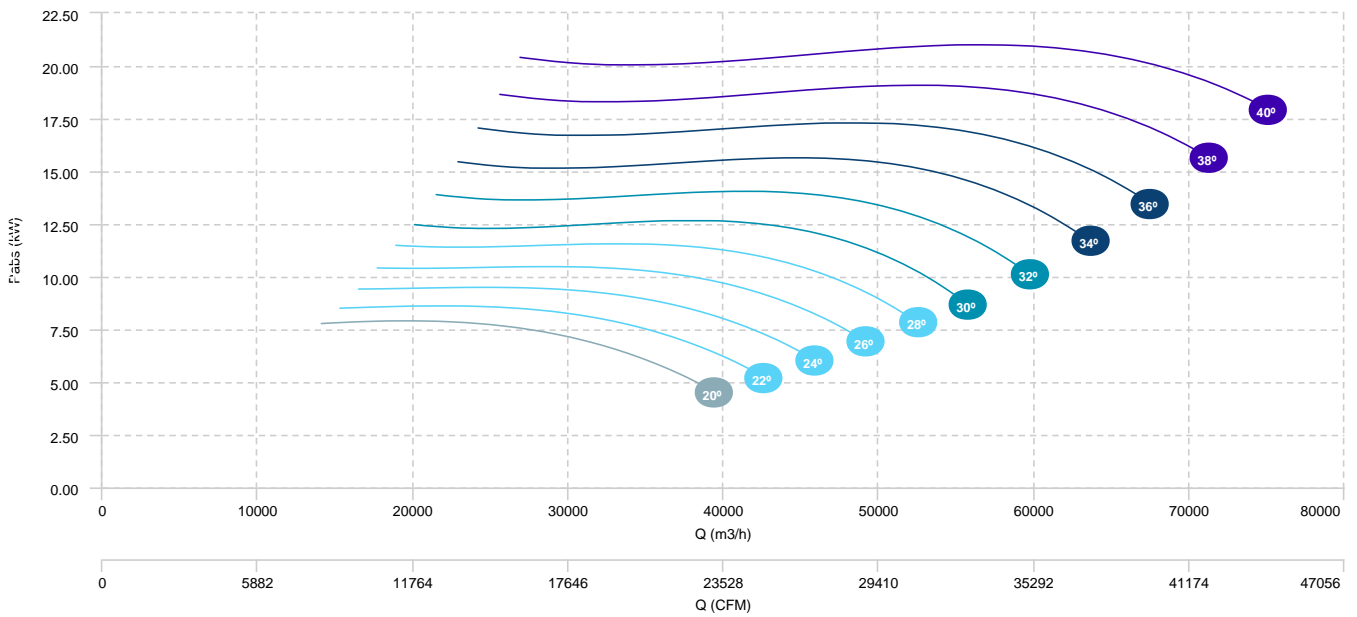


HCFX 100 T4/T8 7,5/1,5kW (A3:8)	HCFX 100 T4/T8 11/3kW (A3:8)	HCFX 100 T4/T8 14/3,5kW (A3:8)
HCFX 100 T4/T8 17/4,3kW (A3:8)	HCFX 100 T4/T8 20/5kW (A3:8)	

**AIR FLOW - PRESSURE (4 poles)**

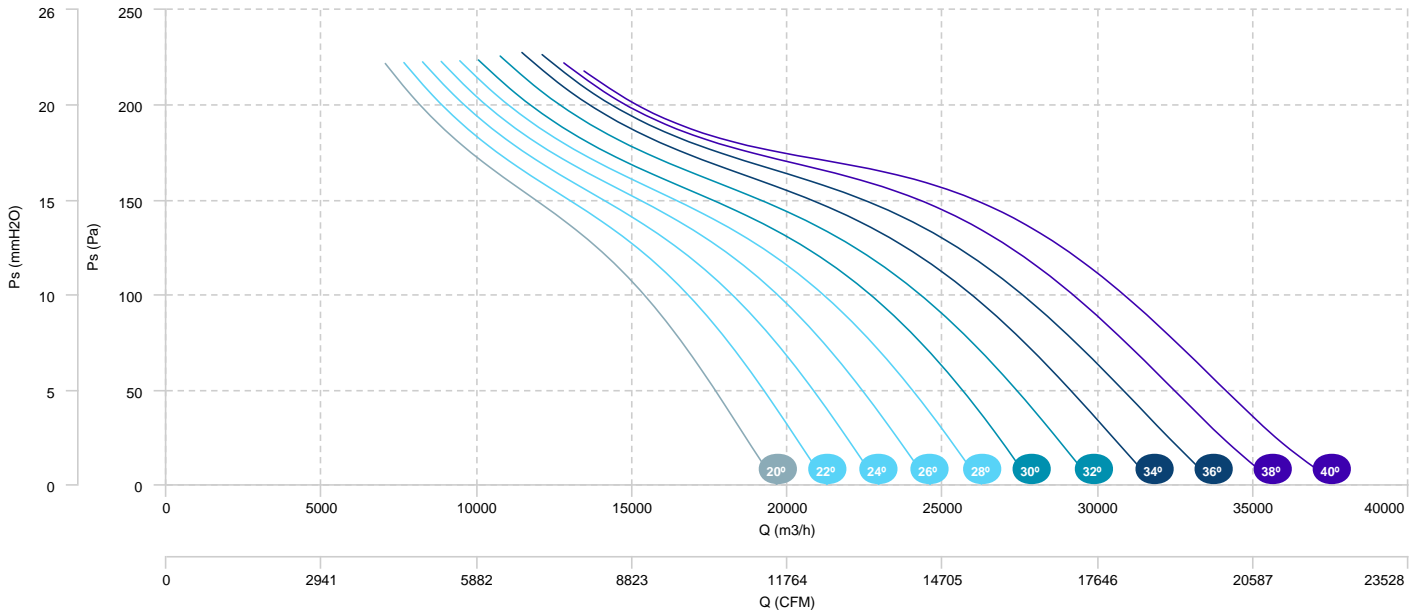


**AIR FLOW - ABSORBED POWER (4 poles)**



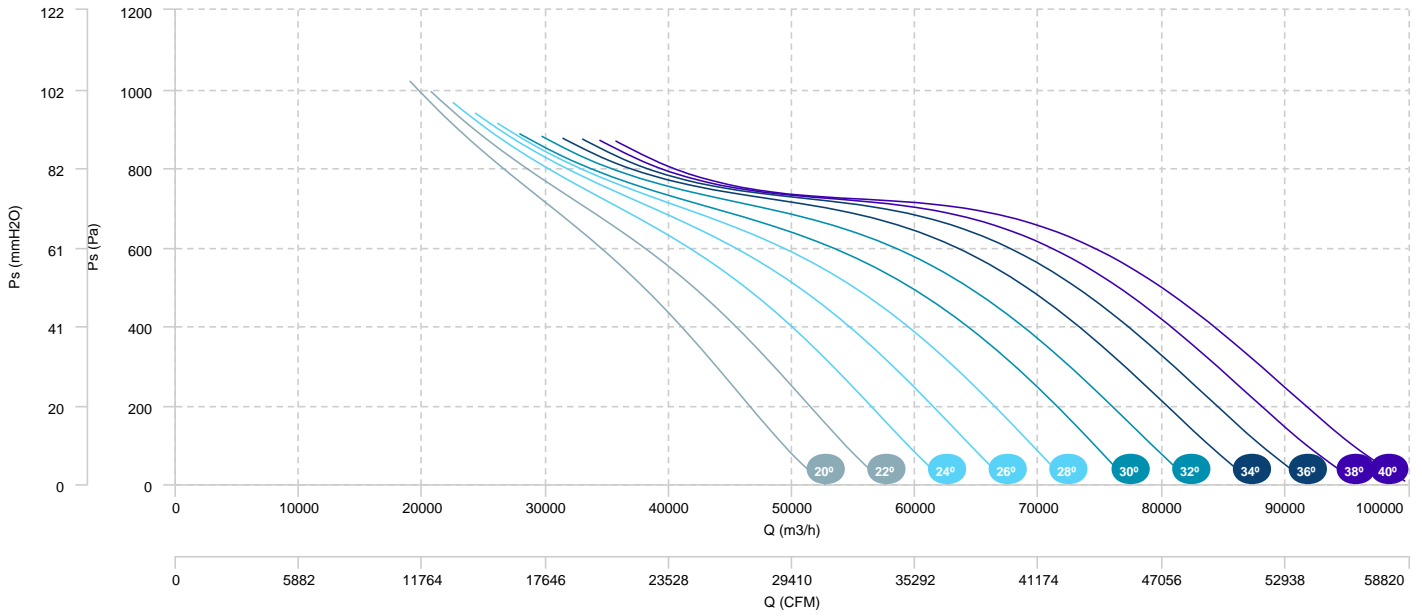
HCFX 100 T4/T8 7,5/1,5kW (A3:8)	HCFX 100 T4/T8 11/3kW (A3:8)	HCFX 100 T4/T8 14/3,5kW (A3:8)
HCFX 100 T4/T8 17/4,3kW (A3:8)	HCFX 100 T4/T8 20/5kW (A3:8)	

**AIR FLOW - PRESSURE (8 poles)**

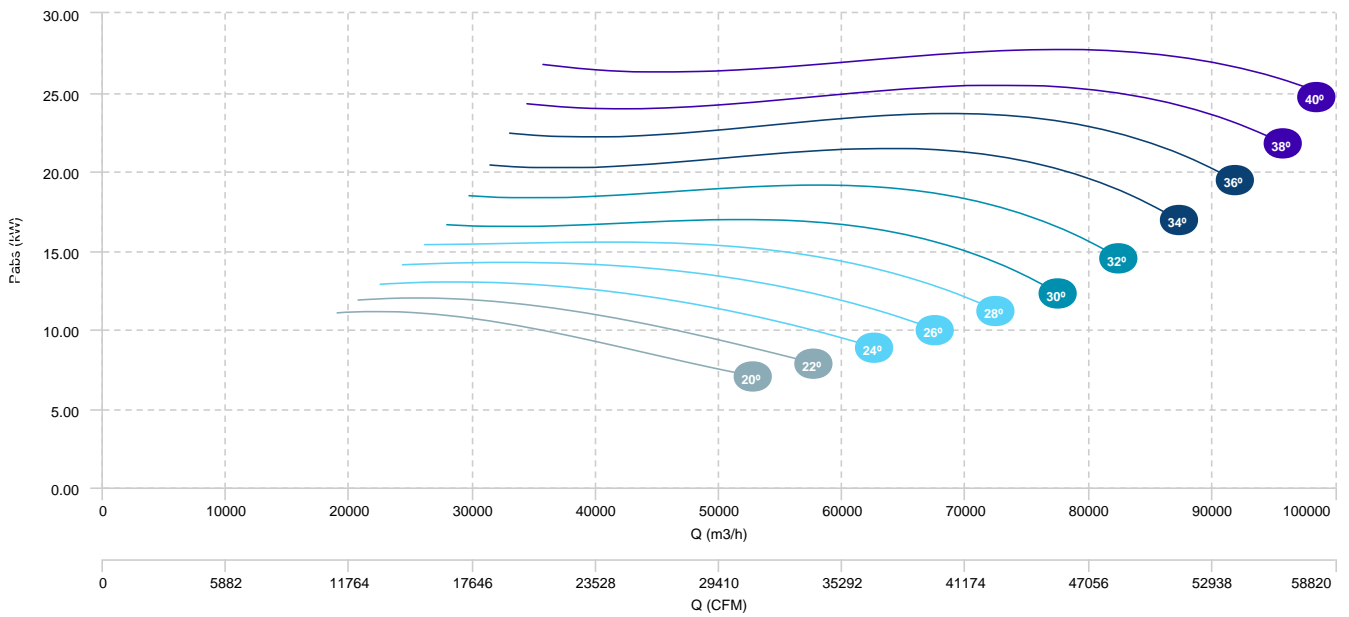


HCFX 112 T4 11kW (A3:8)	HCFX 112 T4 15kW (A3:8)	HCFX 112 T4 18,5kW (A3:8)
HCFX 112 T4 22kW (A3:8)	HCFX 112 T4 30kW (A3:8)	

AIR FLOW - PRESSURE

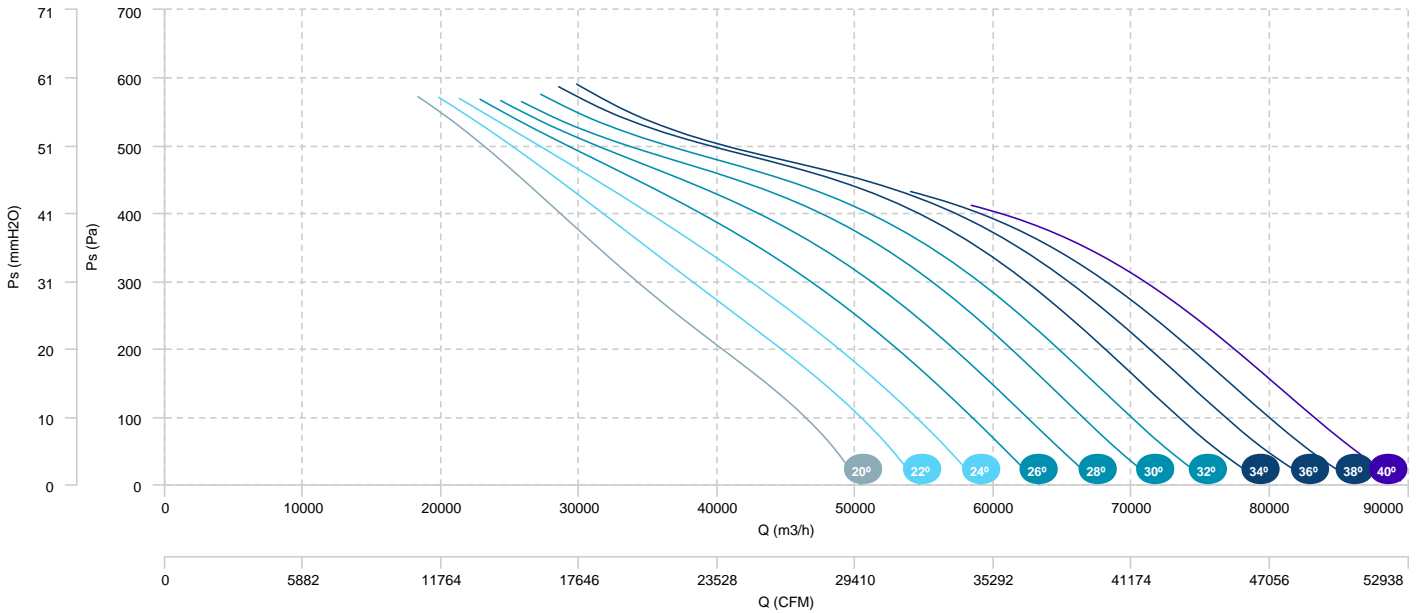


AIR FLOW - ABSORBED POWER

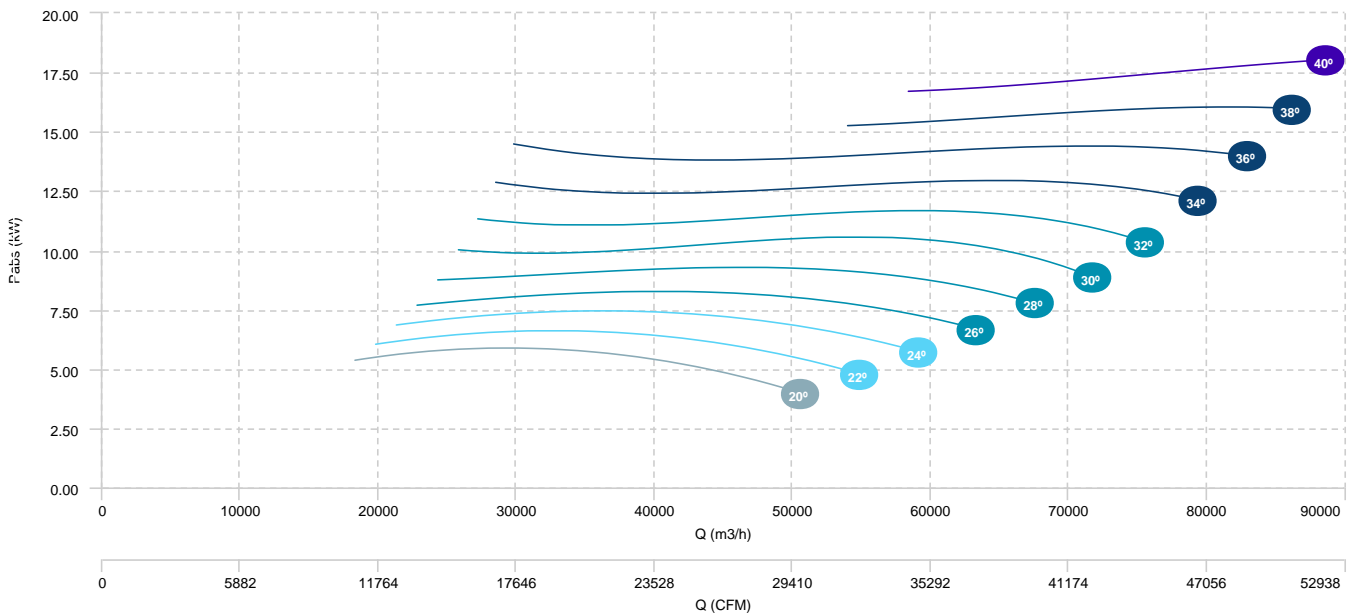


HCFX 112 T4 5,5kW (A3:4)	HCFX 112 T4 7,5kW (A3:4)	HCFX 112 T4 11kW (A3:4)
HCFX 112 T4 15kW (A3:4)	HCFX 112 T4 18,5kW (A3:4)	

**AIR FLOW - PRESSURE**



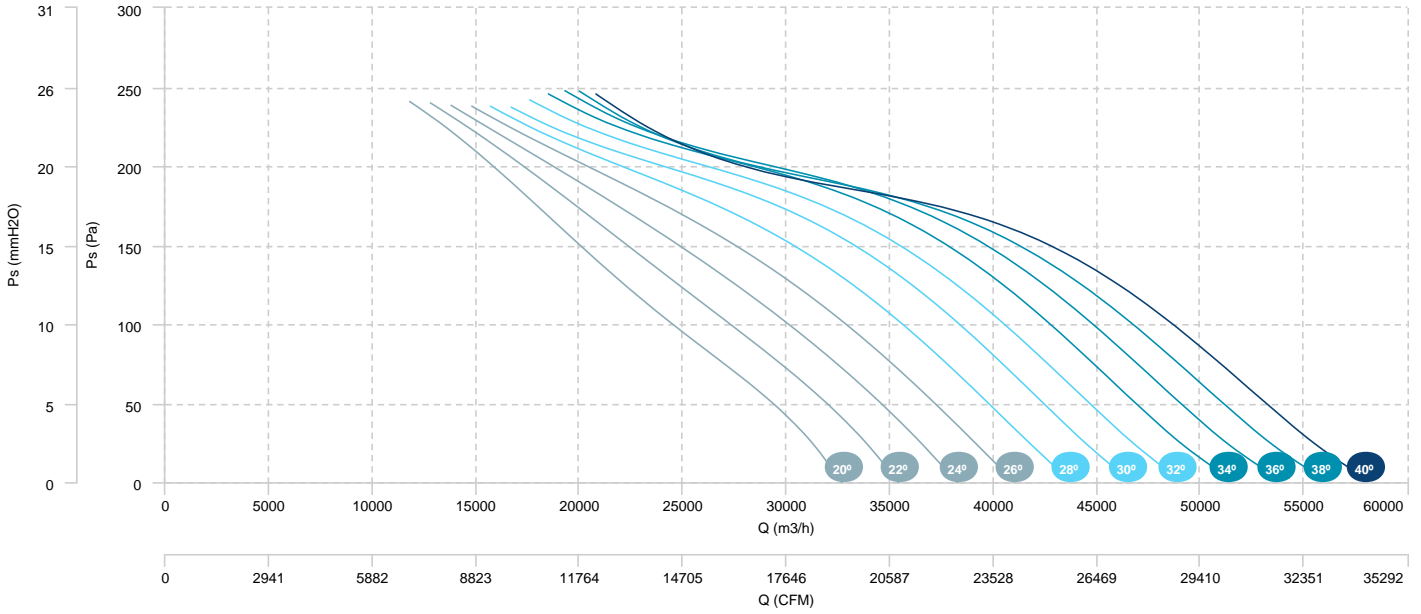
**AIR FLOW - ABSORBED POWER**



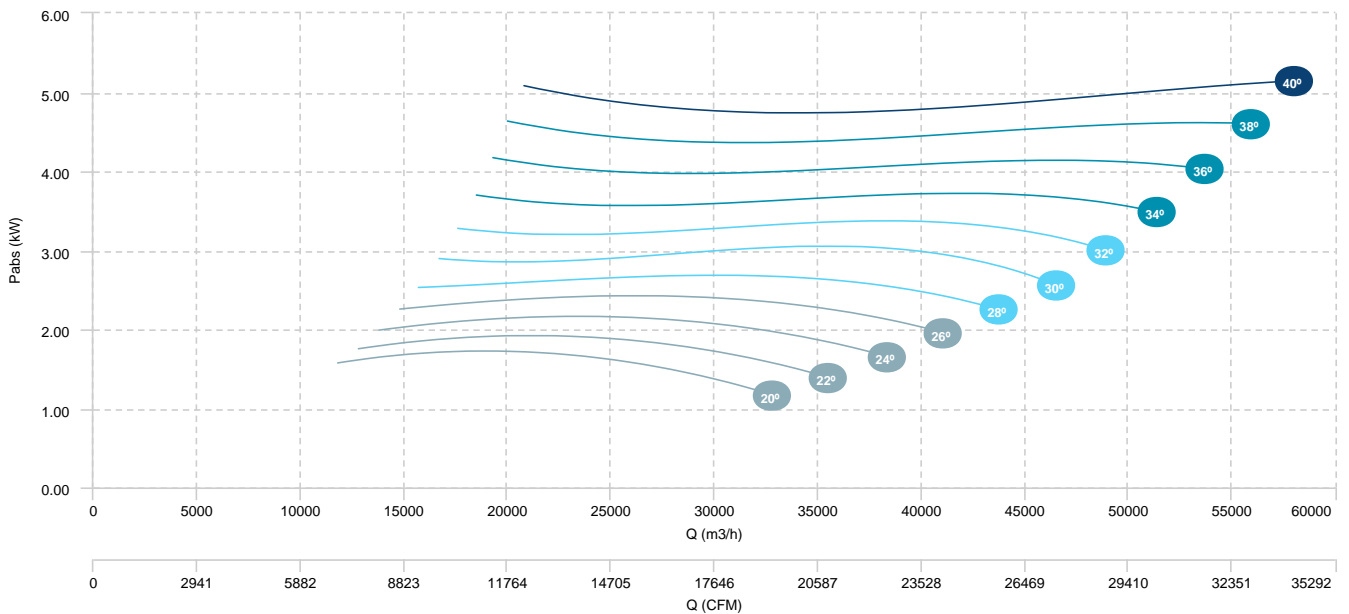


HCFX 112 T6 2,2kW (A3:4)	HCFX 112 T6 3kW (A3:4)	HCFX 112 T6 4kW (A3:4)
HCFX 112 T6 5,5kW (A3:4)		

AIR FLOW - PRESSURE

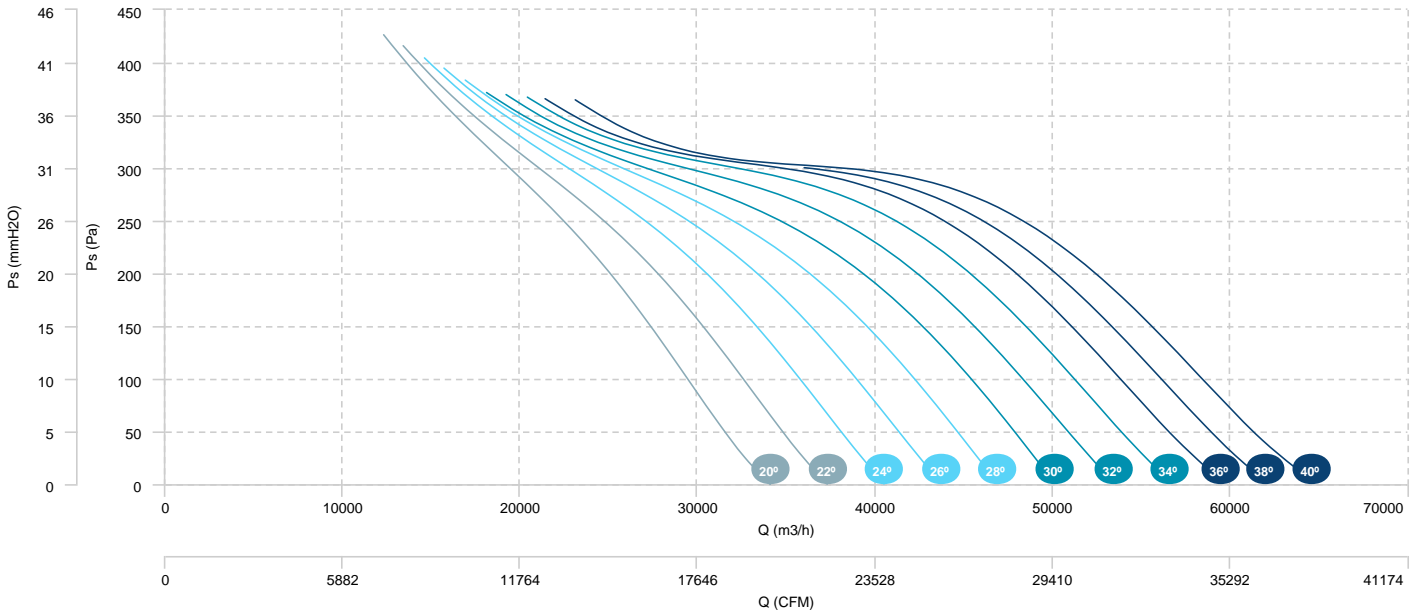


AIR FLOW - ABSORBED POWER

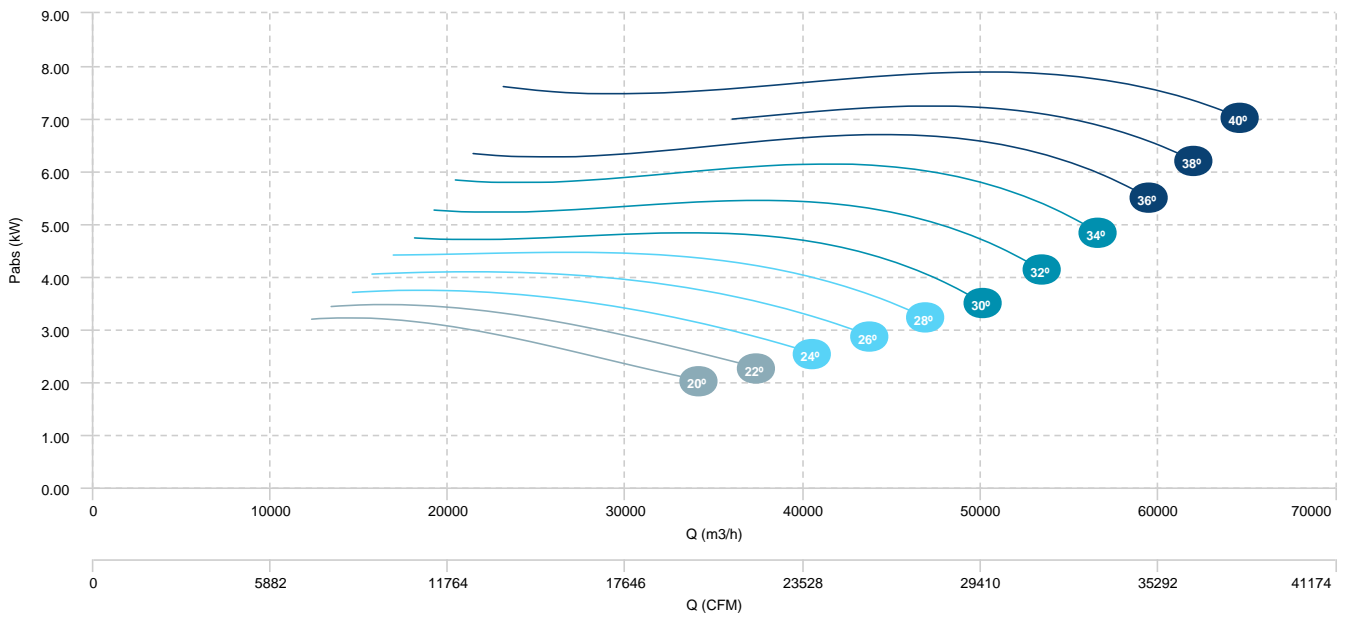


HCFX 112 T6 3kW (A3:8)	HCFX 112 T6 4kW (A3:8)	HCFX 112 T6 5,5kW (A3:8)
HCFX 112 T6 7,5kW (A3:8)		

AIR FLOW - PRESSURE

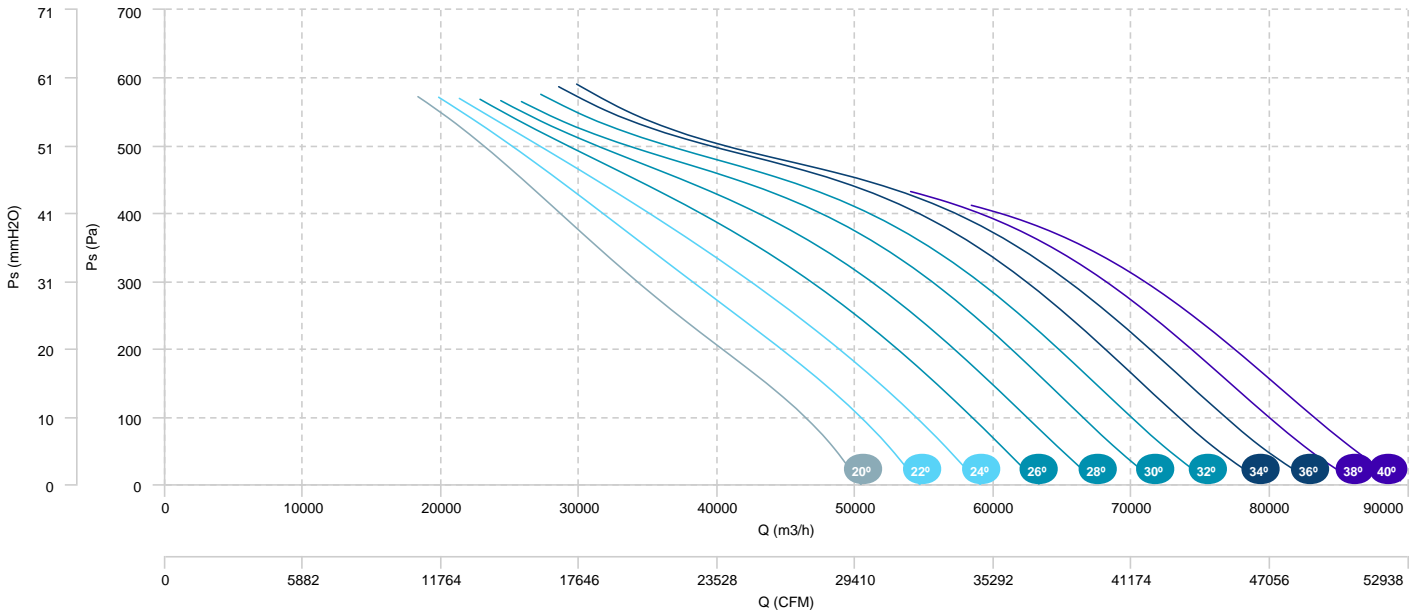


AIR FLOW - ABSORBED POWER

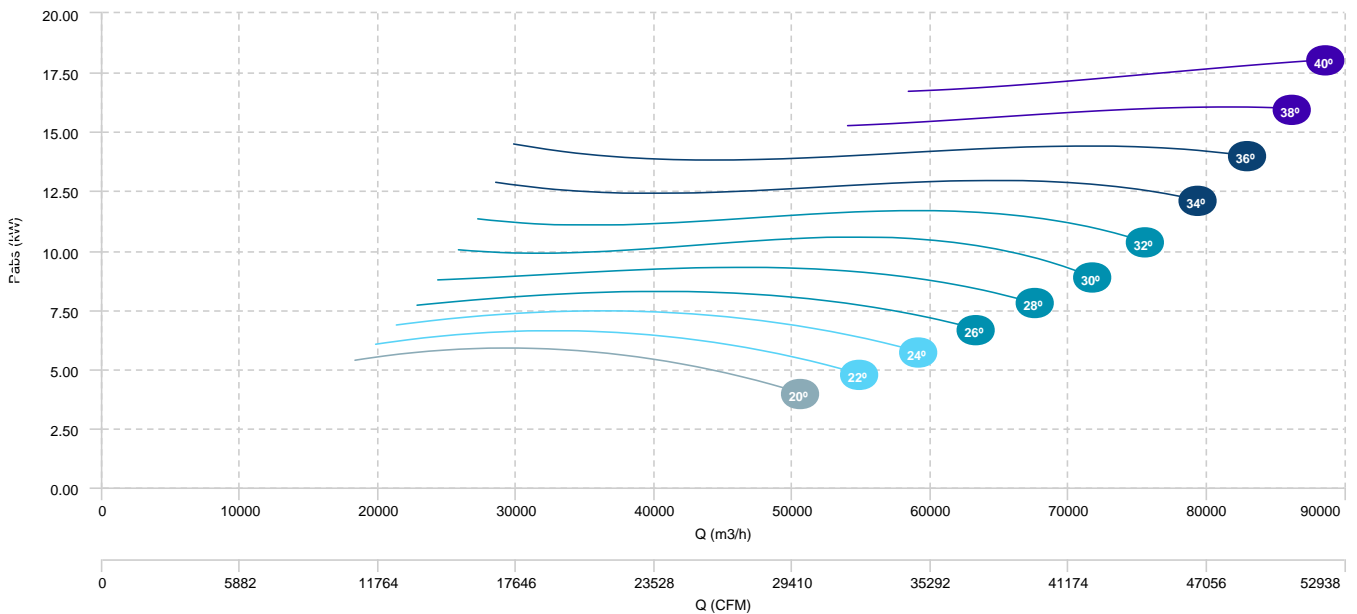


HCFX 112 T4/T8 5,5/1,1kW (A3:4)	HCFX 112 T4/T8 7,5/1,5kW (A3:4)	HCFX 112 T4/T8 11/3kW (A3:4)
HCFX 112 T4/T8 14/3,5kW (A3:4)	HCFX 112 T4/T8 17/4,3kW (A3:4)	

**AIR FLOW - PRESSURE (4 poles)**

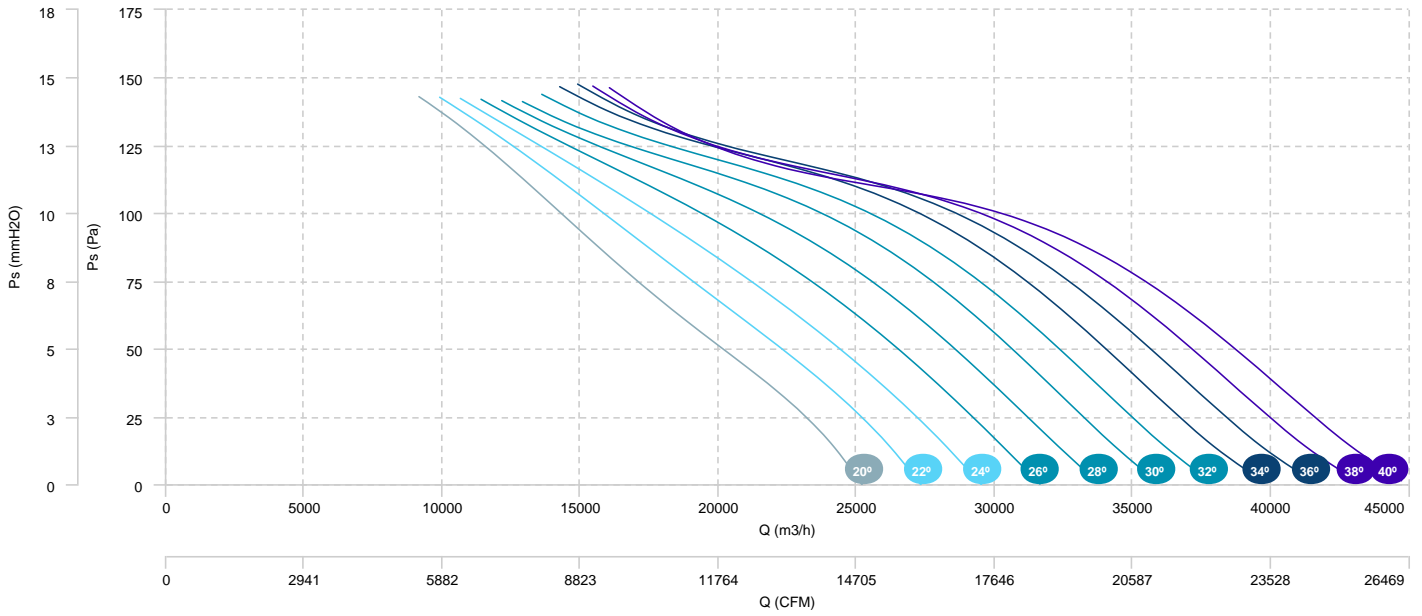


**AIR FLOW - ABSORBED POWER (4 poles)**



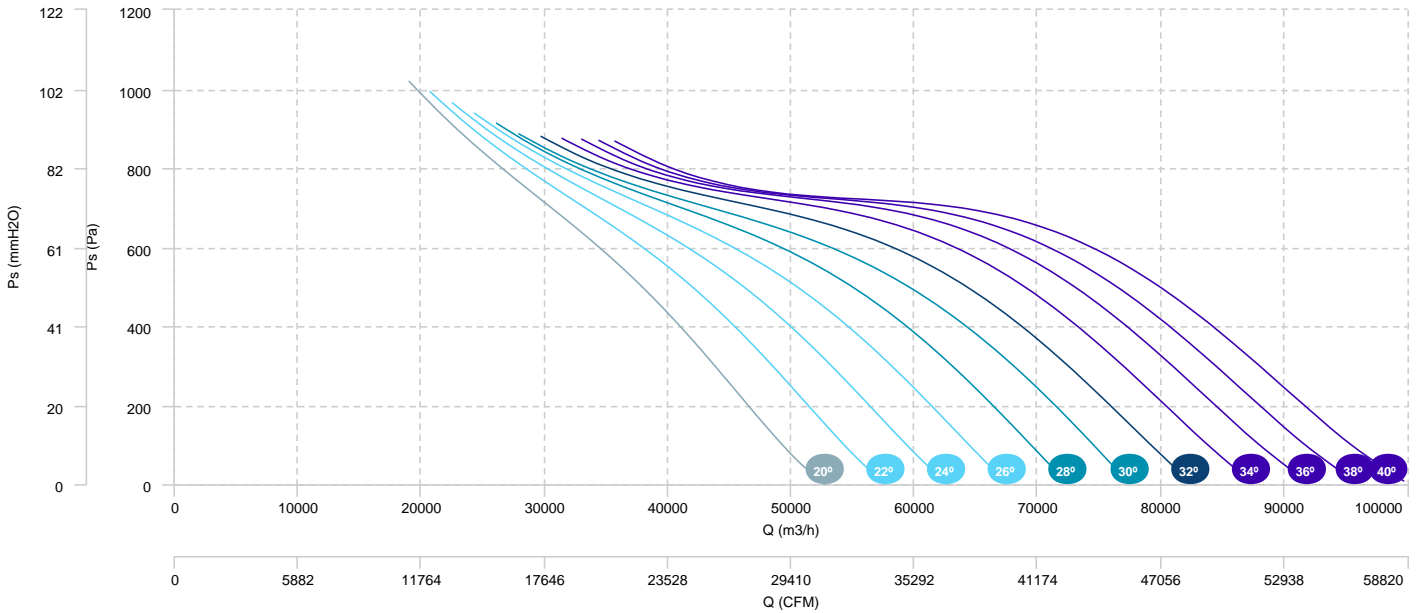
HCFX 112 T4/T8 5,5/1,1kW (A3:4)	HCFX 112 T4/T8 7,5/1,5kW (A3:4)	HCFX 112 T4/T8 11/3kW (A3:4)
HCFX 112 T4/T8 14/3,5kW (A3:4)	HCFX 112 T4/T8 17/4,3kW (A3:4)	

AIR FLOW - PRESSURE (8 poles)

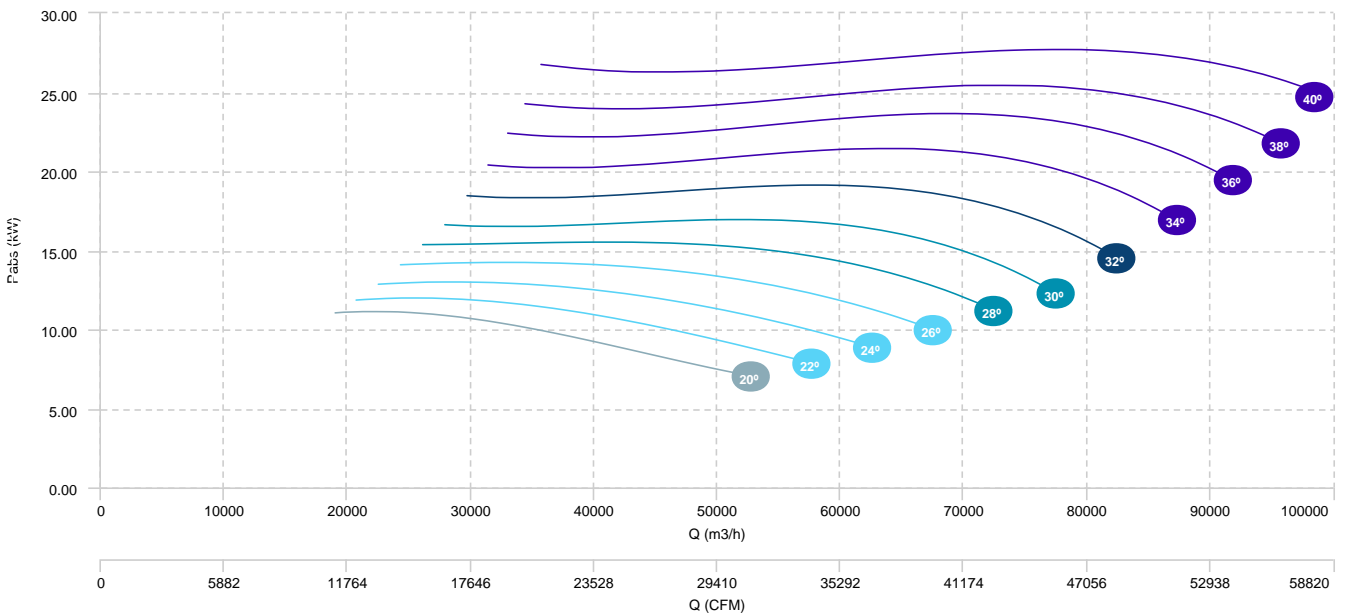


HCFX 112 T4/T8 11/3kW (A3:8)	HCFX 112 T4/T8 14/3,5kW (A3:8)	HCFX 112 T4/T8 17/4,3kW (A3:8)
HCFX 112 T4/T8 20/5kW (A3:8)	HCFX 112 T4/T8 28/6,5kW (A3:8)	

AIR FLOW - PRESSURE (4 poles)

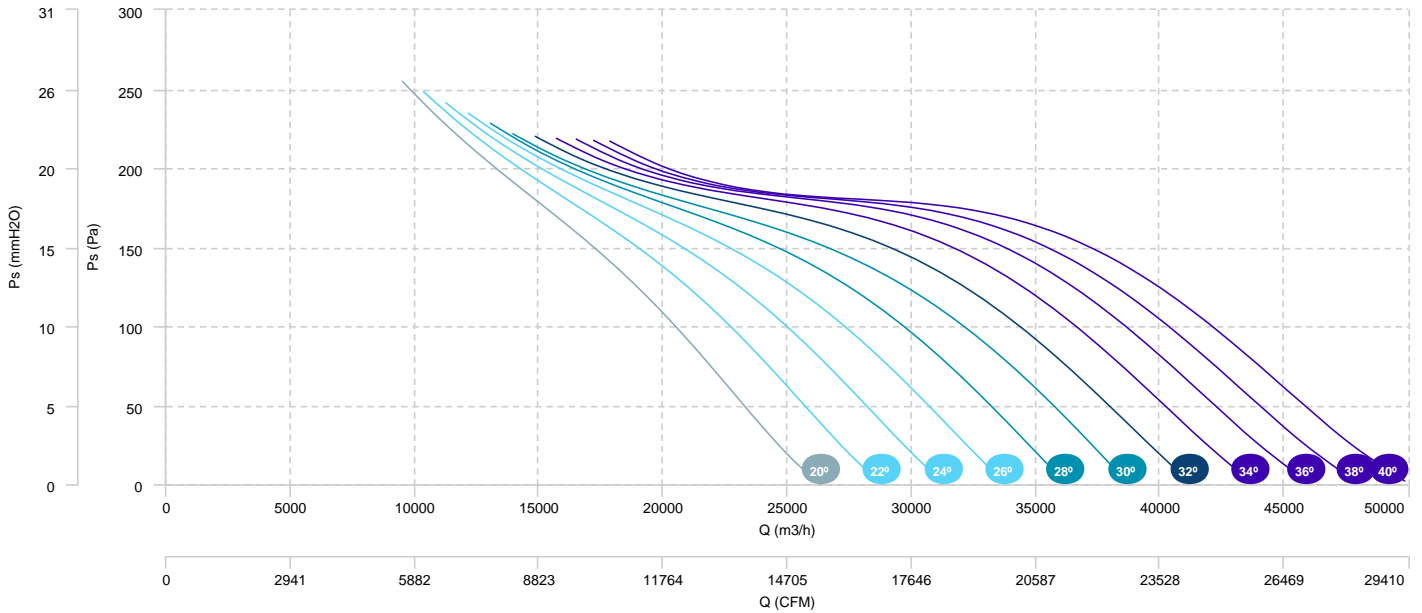


AIR FLOW - ABSORBED POWER (4 poles)



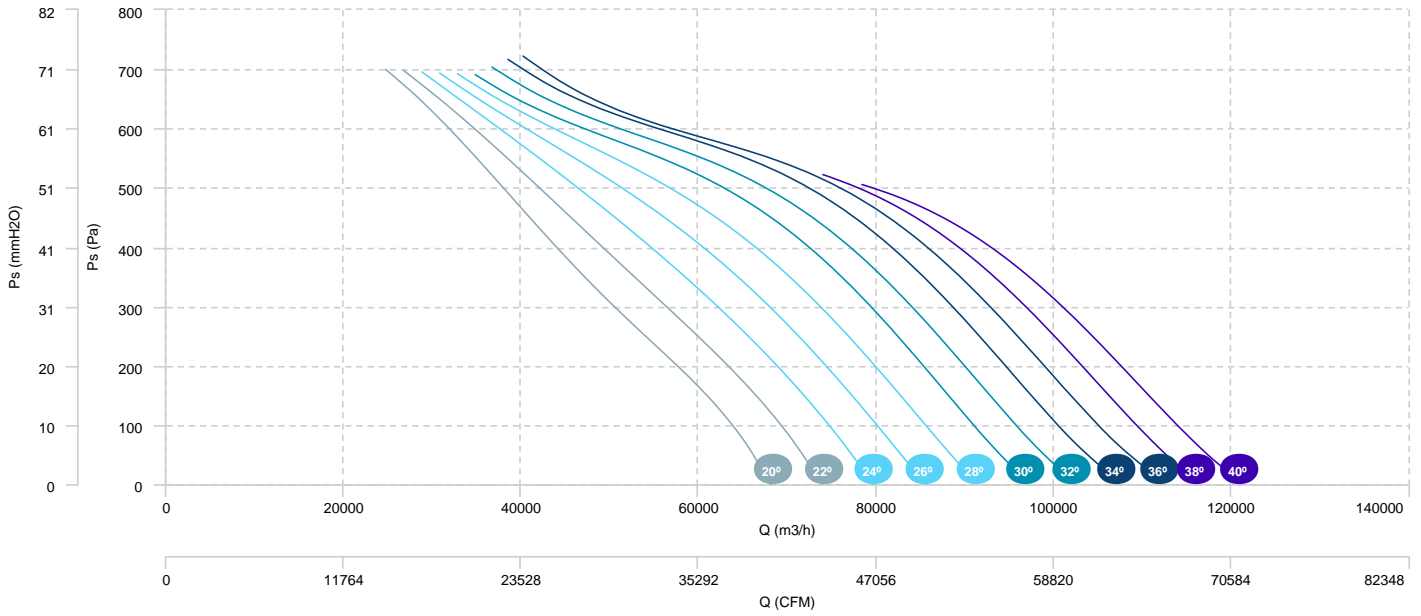
HCFX 112 T4/T8 11/3kW (A3:8)	HCFX 112 T4/T8 14/3,5kW (A3:8)	HCFX 112 T4/T8 17/4,3kW (A3:8)
HCFX 112 T4/T8 20/5kW (A3:8)	HCFX 112 T4/T8 28/6,5kW (A3:8)	

**AIR FLOW - PRESSURE (8 poles)**

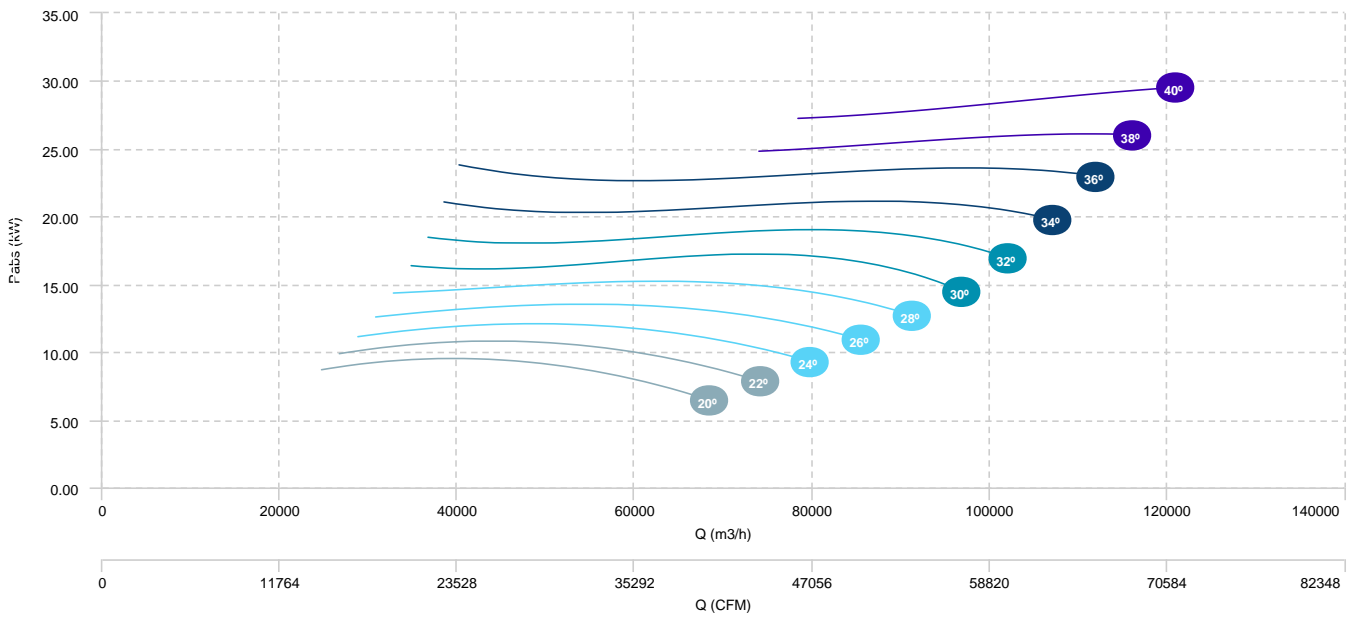


HCFX 125 T4 11kW (A3:4)	HCFX 125 T4 15kW (A3:4)	HCFX 125 T4 18,5kW (A3:4)
HCFX 125 T4 22kW (A3:4)	HCFX 125 T4 30kW (A3:4)	

**AIR FLOW - PRESSURE**

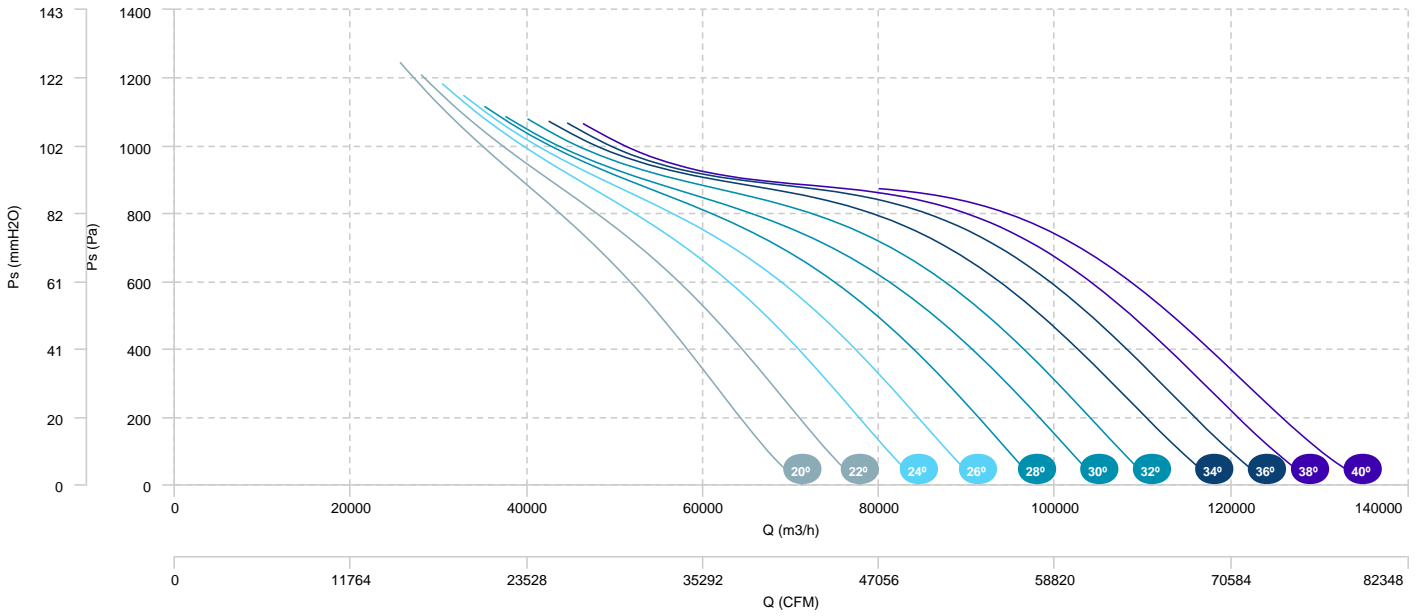


**AIR FLOW - ABSORBED POWER**

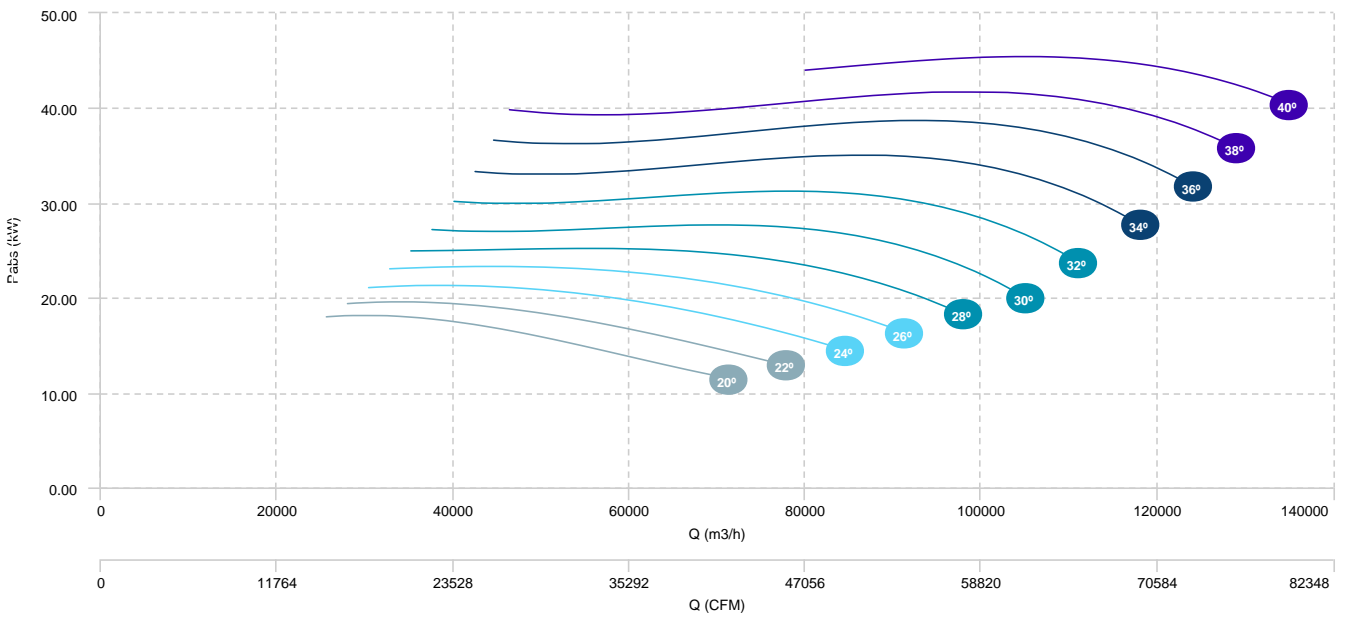


HCFX 125 T4 18,5kW (A3:8)	HCFX 125 T4 22kW (A3:8)	HCFX 125 T4 30kW (A3:8)
HCFX 125 T4 37kW (A3:8)	HCFX 125 T4 45kW (A3:8)	

AIR FLOW - PRESSURE



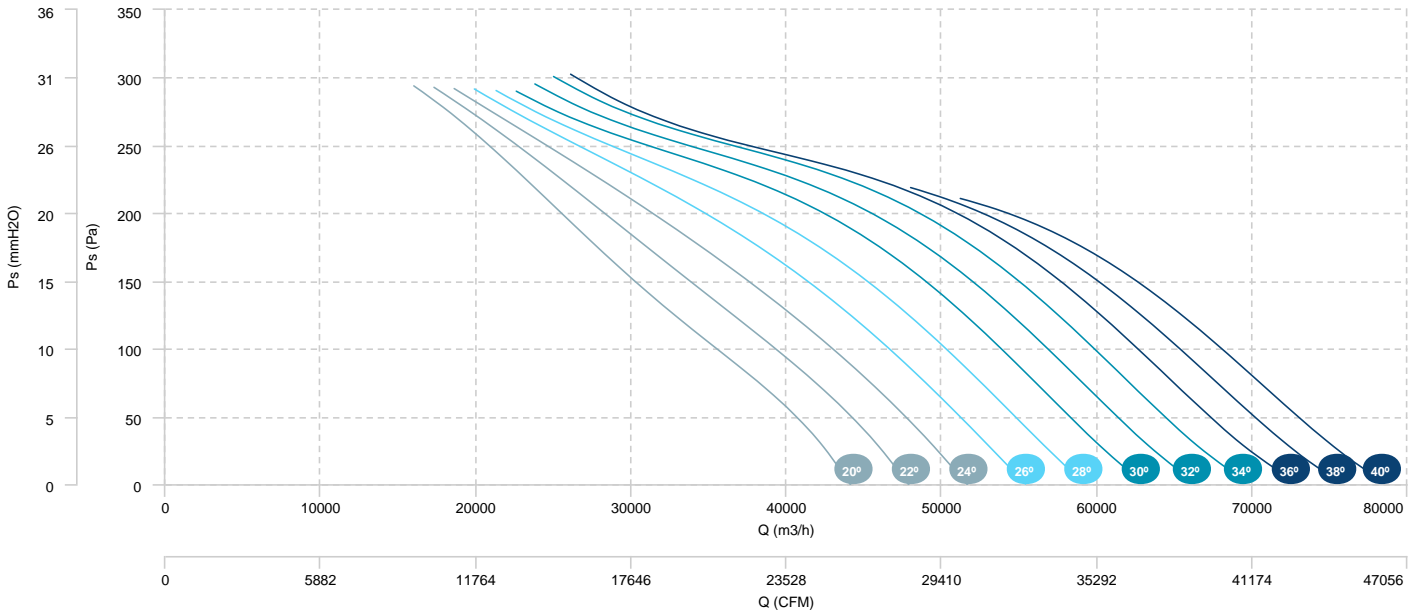
AIR FLOW - ABSORBED POWER



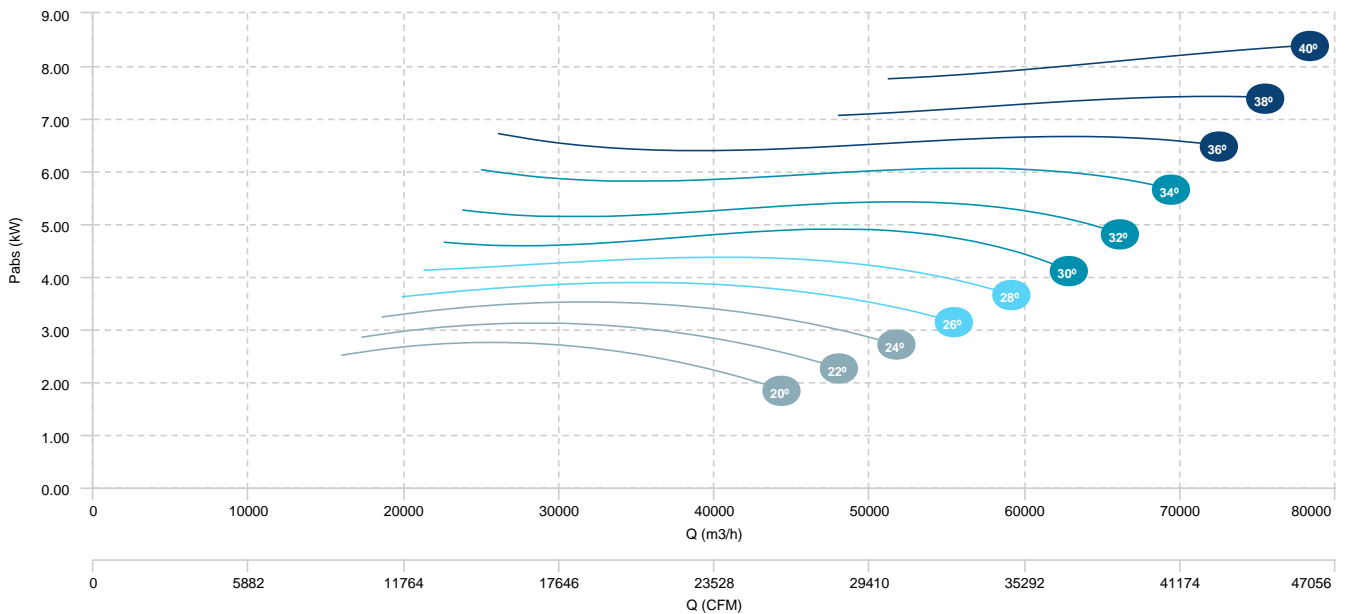


HCFX 125 T6 3kW (A3:4)	HCFX 125 T6 4kW (A3:4)	HCFX 125 T6 5,5kW (A3:4)
HCFX 125 T6 7,5kW (A3:4)		

AIR FLOW - PRESSURE

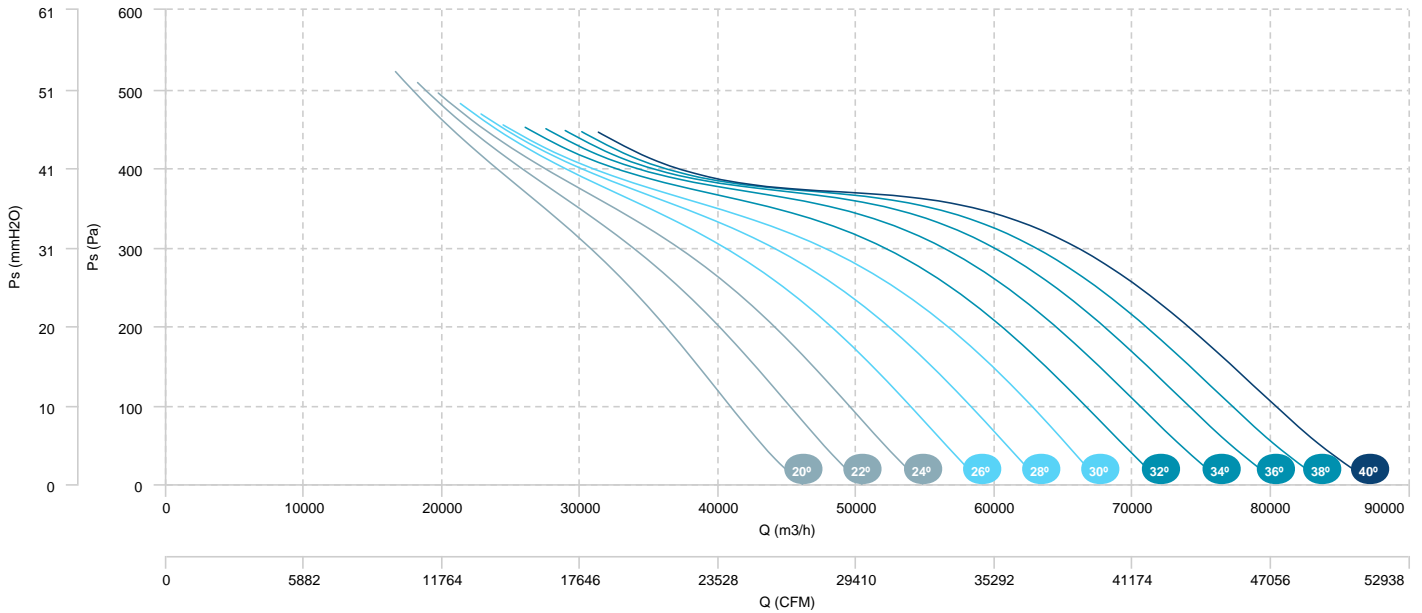


AIR FLOW - ABSORBED POWER

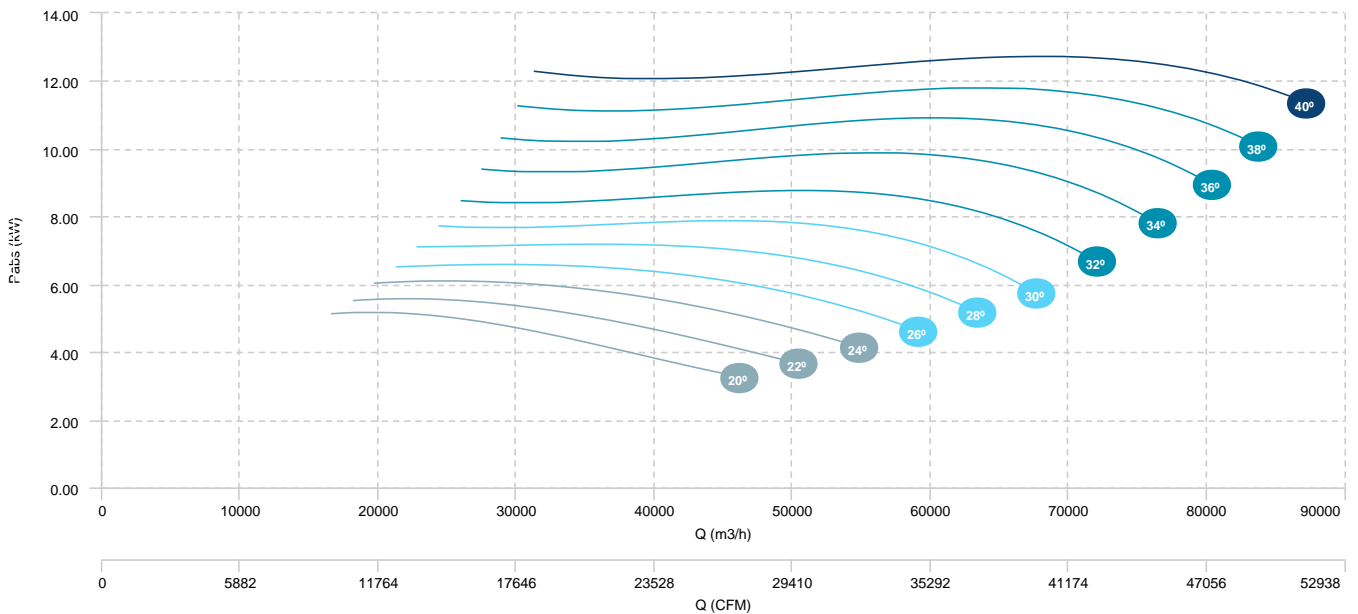


HCFX 125 T6 5,5kW (A3:8)	HCFX 125 T6 7,5kW (A3:8)	HCFX 125 T6 11kW (A3:8)
HCFX 125 T6 15kW (A3:8)		

AIR FLOW - PRESSURE

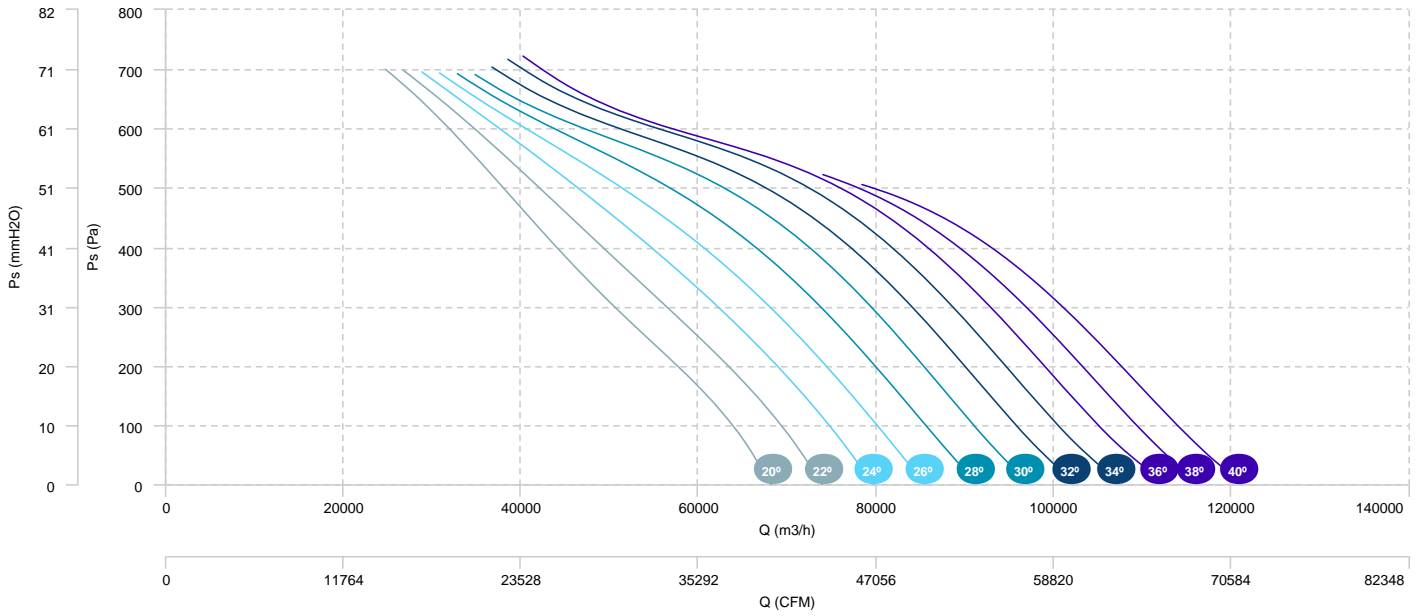


AIR FLOW - ABSORBED POWER

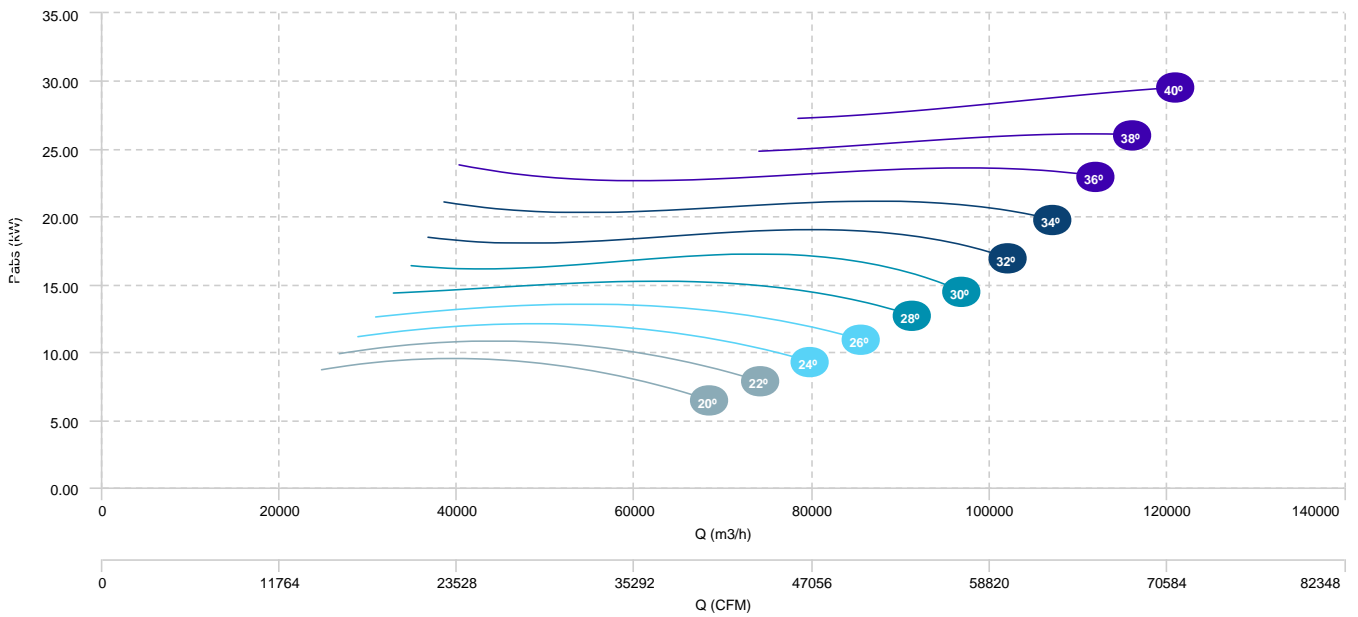


HCFX 125 T4/T8 11/3kW (A3:4)	HCFX 125 T4/T8 14/3,5kW (A3:4)	HCFX 125 T4/T8 17/4,3kW (A3:4)
HCFX 125 T4/T8 20/5kW (A3:4)	HCFX 125 T4/T8 28/6,5kW (A3:4)	

**AIR FLOW - PRESSURE (4 poles)**

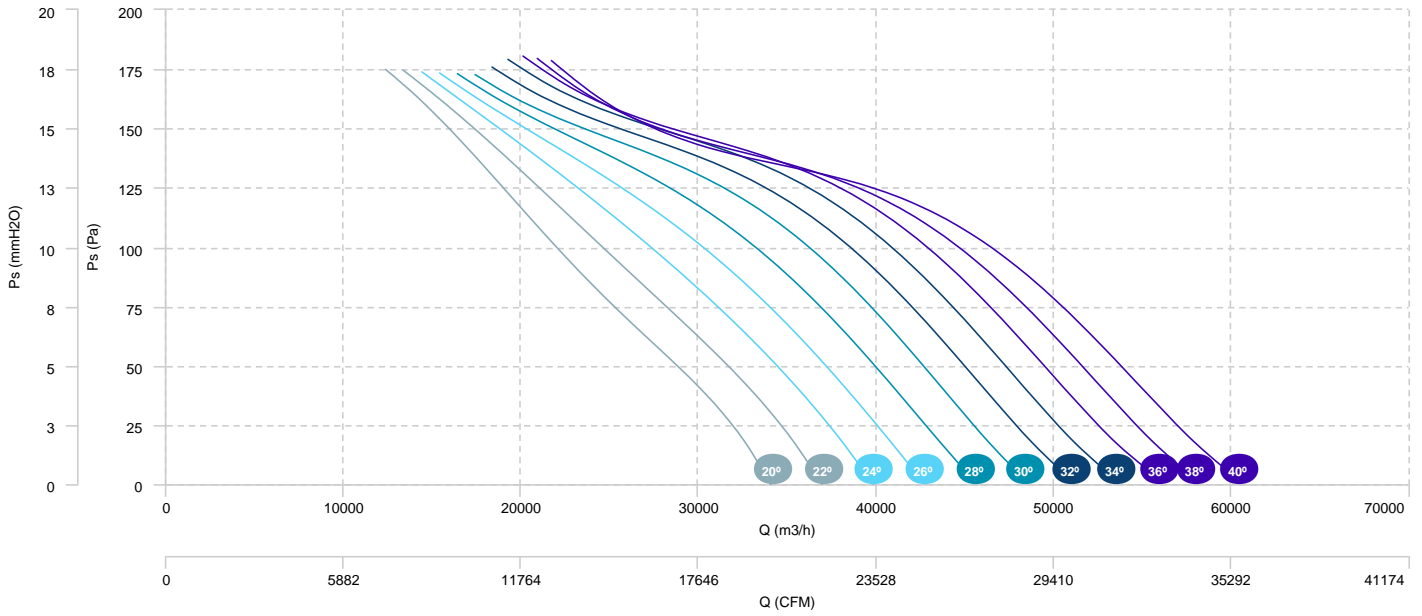


**AIR FLOW - ABSORBED POWER (4 poles)**



HCFX 125 T4/T8 11/3kW (A3:4)	HCFX 125 T4/T8 14/3,5kW (A3:4)	HCFX 125 T4/T8 17/4,3kW (A3:4)
HCFX 125 T4/T8 20/5kW (A3:4)	HCFX 125 T4/T8 28/6,5kW (A3:4)	

**AIR FLOW - PRESSURE (8 poles)**

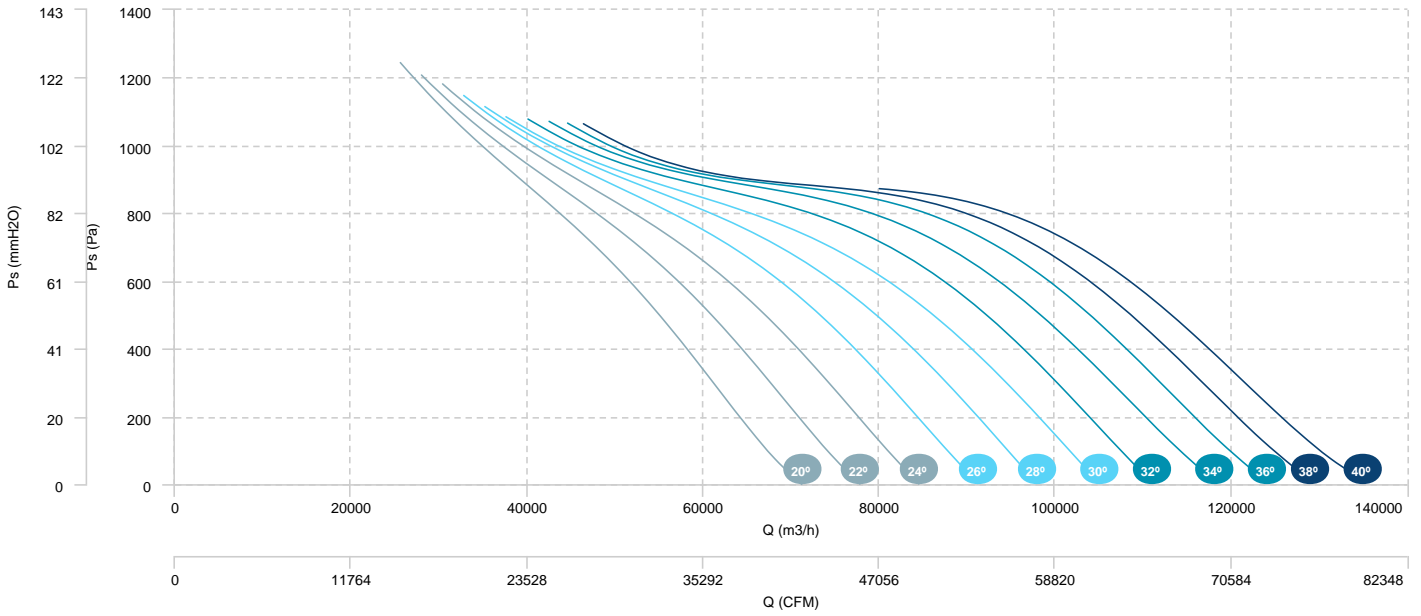


HCFX 125 T4/T8 20/5kW (A3:8)  
 HCFX 125 T4/T8 44/11kW (A3:8)

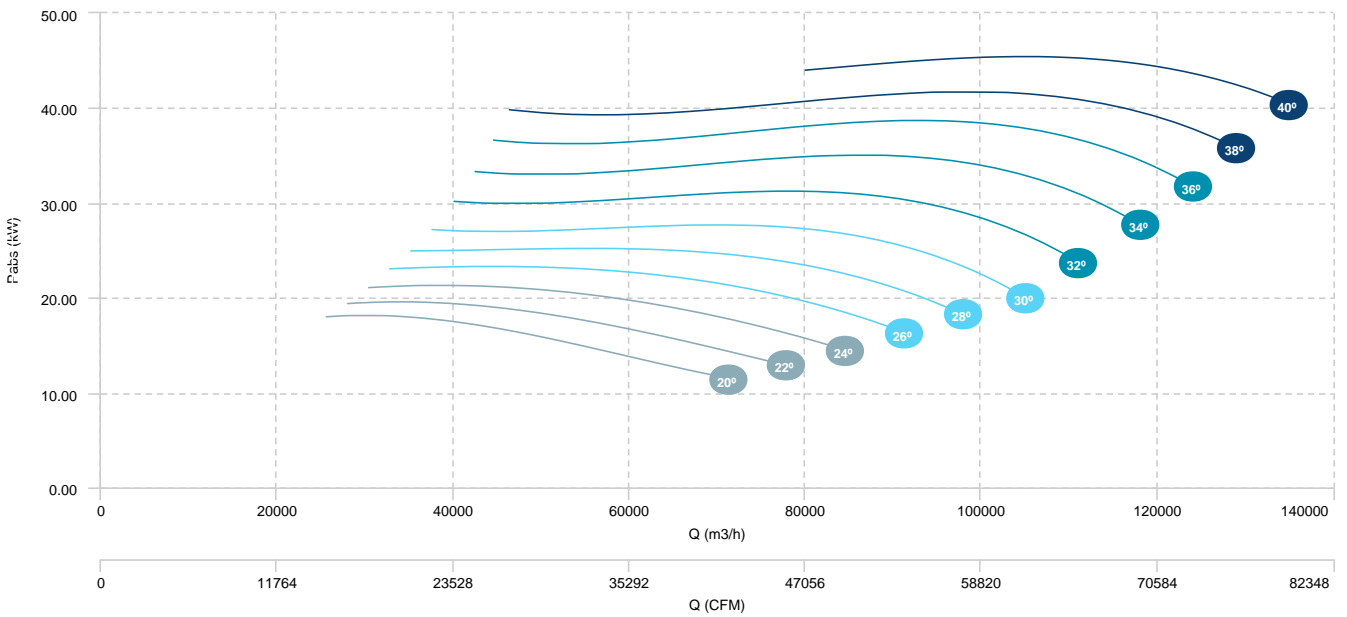
HCFX 125 T4/T8 28/6,5kW (A3:8)

HCFX 125 T4/T8 37/9,2kW (A3:8)

AIR FLOW - PRESSURE (4 poles)



AIR FLOW - ABSORBED POWER (4 poles)

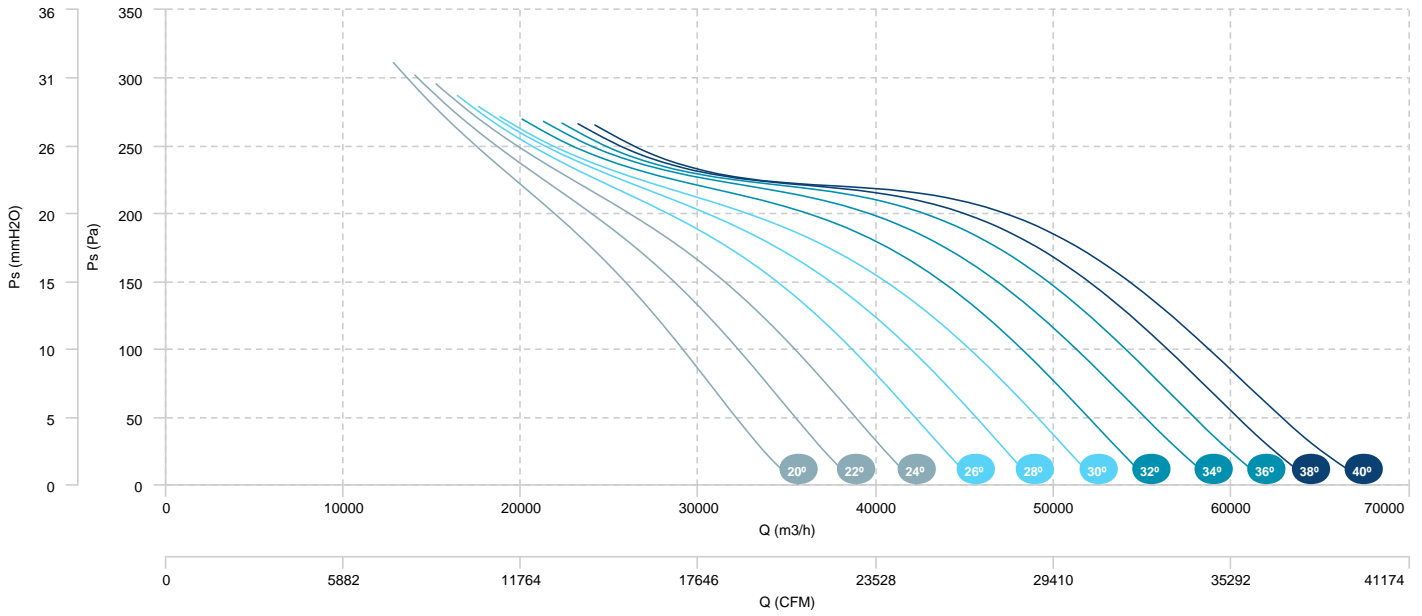


HCFX 125 T4/T8 20/5kW (A3:8)  
 HCFX 125 T4/T8 44/11kW (A3:8)

HCFX 125 T4/T8 28/6,5kW (A3:8)

HCFX 125 T4/T8 37/9,2kW (A3:8)

AIR FLOW - PRESSURE (8 poles)



## Sound data

### Sound / 4 poles

		Sound power Lw dB (A)								
Model		63 Hz	125 Hz	250 Hz	500 Hz	1000 Hz	2000 Hz	4000 Hz	8000 Hz	Total
HCFX 45 T4 0,75kW (A5:6) (40°)	Inlet	50	57	62	67	70	70	71	64	76
HCFX 50 T4 0,75kW (A5:6) (40°)	Inlet	53	60	65	69	72	71	72	66	78
HCFX 56 T4 0,75kW (A5:6) (25°)	Inlet	54	62	67	75	79	76	78	70	84
HCFX 56 T4 0,75kW (A5:6) (33°)	Inlet	54	61	66	75	75	76	79	70	83
HCFX 56 T4 0,75kW (A5:6) (30°)	Inlet	56	63	68	77	78	78	80	72	85
HCFX 56 T4 1,1kW (A5:6) (37°)	Inlet	54	61	66	75	74	76	78	69	82
HCFX 56 T4 1,1kW (A5:6) (35°)	Inlet	53	60	65	74	73	75	78	69	82
HCFX 56 T4 1,5kW (A5:6) (40°)	Inlet	56	63	68	76	75	76	79	70	83
HCFX 56 T4 1,5kW (A5:6) (43°)	Inlet	58	65	70	76	76	77	79	70	84
HCFX 63 T4 0,75kW (A5:6) (25°)	Inlet	57	66	71	80	80	79	80	75	86
HCFX 63 T4 1,1kW (A5:6) (30°)	Inlet	60	68	74	80	80	79	82	77	87
HCFX 63 T4 1,5kW (A5:6) (35°)	Inlet	59	67	72	75	76	76	79	73	83
HCFX 63 T4 1,5kW (A5:6) (33°)	Inlet	59	68	73	77	78	77	80	75	85
HCFX 63 T4 2,2kW (A5:6) (40°)	Inlet	60	67	72	77	78	78	80	73	85
HCFX 63 T4 2,2kW (A5:6) (37°)	Inlet	59	67	72	76	77	77	79	73	84
HCFX 71 T4 0,75kW (A5:6) (20°)	Inlet	55	66	71	86	85	82	84	76	91
HCFX 71 T4 1,1kW (A5:6) (25°)	Inlet	59	67	72	84	84	82	84	75	90
HCFX 71 T4 1,5kW (A5:6) (30°)	Inlet	61	68	73	82	82	83	84	73	89
HCFX 71 T4 2,2kW (A5:6) (35°)	Inlet	62	69	74	76	80	82	83	72	87
HCFX 71 T4 2,2kW (A5:6) (33°)	Inlet	62	69	74	79	81	83	84	73	88
HCFX 71 T4 3kW (A5:6) (40°)	Inlet	67	73	79	81	84	85	86	76	91
HCFX 71 T4 3kW (A5:6) (37°)	Inlet	65	71	77	79	82	84	85	74	89
HCFX 80 T4 3kW (A5:6) (35°)	Inlet	62	69	74	79	82	82	86	76	89
HCFX 80 T4 3kW (A5:6) (33°)	Inlet	63	70	75	81	85	84	88	80	91
HCFX 80 T4 3kW (A5:6) (30°)	Inlet	64	71	76	83	87	86	90	83	94
HCFX 80 T4 4kW (A5:6) (37°)	Inlet	64	71	76	80	83	83	86	76	90
HCFX 80 T4 4kW (A5:6) (40°)	Inlet	66	73	78	82	84	84	86	76	91
HCFX 90 T4 3kW (A3:4) (22°)	Inlet	61	69	74	83	87	87	86	77	92
HCFX 90 T4 3kW (A3:4) (20°)	Inlet	57	68	73	84	88	88	86	78	93
HCFX 90 T4 4kW (A3:4) (26°)	Inlet	64	71	76	83	85	85	84	76	91
HCFX 90 T4 4kW (A3:4) (24°)	Inlet	63	70	75	83	86	86	85	77	91
HCFX 90 T4 5,5kW (A3:4) (30°)	Inlet	66	73	78	83	83	83	83	75	89
HCFX 90 T4 5,5kW (A3:4) (28°)	Inlet	65	72	77	83	84	84	84	76	90
HCFX 90 T4 5,5kW (A3:4) (32°)	Inlet	66	73	78	82	83	83	83	75	89
HCFX 90 T4 5,5kW (A3:8) (22°)	Inlet	69	80	88	90	92	87	88	78	97
HCFX 90 T4 5,5kW (A3:8) (20°)	Inlet	69	81	90	91	93	87	88	78	98

Sound power Lw dB (A)										
Model		63 Hz	125 Hz	250 Hz	500 Hz	1000 Hz	2000 Hz	4000 Hz	8000 Hz	Total
HCFX 90 T4 5,5kW (A3:8) (24°)	Inlet	69	79	86	89	91	88	88	78	96
HCFX 90 T4 7,5kW (A3:4) (34°)	Inlet	65	72	77	81	83	84	82	74	89
HCFX 90 T4 7,5kW (A3:4) (38°)	Inlet	67	74	79	82	85	84	83	76	91
HCFX 90 T4 7,5kW (A3:4) (36°)	Inlet	66	73	78	81	84	84	82	74	90
HCFX 90 T4 7,5kW (A3:8) (28°)	Inlet	70	76	82	87	89	88	87	79	94
HCFX 90 T4 7,5kW (A3:8) (26°)	Inlet	70	78	84	88	90	88	88	79	95
HCFX 90 T4 11kW (A3:4) (40°)	Inlet	68	75	80	83	87	85	84	77	91
HCFX 90 T4 11kW (A3:8) (36°)	Inlet	67	74	79	83	87	87	85	77	92
HCFX 90 T4 11kW (A3:8) (34°)	Inlet	67	74	79	84	87	87	85	77	92
HCFX 90 T4 11kW (A3:8) (32°)	Inlet	67	74	79	85	87	87	86	78	93
HCFX 90 T4 11kW (A3:8) (30°)	Inlet	68	75	80	86	88	88	87	79	94
HCFX 90 T4 15kW (A3:8) (40°)	Inlet	71	78	83	84	88	87	84	78	93
HCFX 90 T4 15kW (A3:8) (38°)	Inlet	69	76	81	84	87	87	84	77	92
HCFX 100 T4 5,5kW (A3:4) (26°)	Inlet	67	75	81	87	90	91	93	88	97
HCFX 100 T4 5,5kW (A3:4) (24°)	Inlet	67	76	81	87	91	92	93	89	98
HCFX 100 T4 5,5kW (A3:4) (22°)	Inlet	66	76	82	88	91	92	93	90	98
HCFX 100 T4 5,5kW (A3:4) (20°)	Inlet	66	76	81	88	91	92	93	90	98
HCFX 100 T4 7,5kW (A3:4) (30°)	Inlet	68	74	81	86	90	91	93	86	97
HCFX 100 T4 7,5kW (A3:4) (28°)	Inlet	67	75	81	86	90	91	93	87	97
HCFX 100 T4 7,5kW (A3:8) (20°)	Inlet	72	81	92	102	100	99	100	95	107
HCFX 100 T4 11kW (A3:4) (38°)	Inlet	68	74	81	86	89	90	92	85	96
HCFX 100 T4 11kW (A3:4) (36°)	Inlet	69	73	81	86	88	90	91	85	96
HCFX 100 T4 11kW (A3:4) (34°)	Inlet	69	73	81	85	88	90	91	85	96
HCFX 100 T4 11kW (A3:4) (32°)	Inlet	68	74	81	86	89	90	92	86	96
HCFX 100 T4 11kW (A3:8) (28°)	Inlet	72	79	87	93	96	95	96	91	102
HCFX 100 T4 11kW (A3:8) (24°)	Inlet	72	79	89	97	97	97	98	93	104
HCFX 100 T4 11kW (A3:8) (22°)	Inlet	72	80	91	100	99	98	99	94	106
HCFX 100 T4 11kW (A3:8) (26°)	Inlet	72	79	88	95	96	96	97	92	103
HCFX 100 T4 15kW (A3:4) (40°)	Inlet	68	75	81	87	90	91	92	86	97
HCFX 100 T4 15kW (A3:8) (34°)	Inlet	71	78	83	88	92	93	94	88	99
HCFX 100 T4 15kW (A3:8) (32°)	Inlet	71	79	84	90	93	94	95	89	100
HCFX 100 T4 15kW (A3:8) (30°)	Inlet	72	79	86	91	95	95	96	90	101
HCFX 100 T4 18,5kW (A3:8) (38°)	Inlet	71	78	83	88	92	94	94	88	99
HCFX 100 T4 18,5kW (A3:8) (36°)	Inlet	70	77	82	87	91	93	94	87	99
HCFX 100 T4 22kW (A3:8) (40°)	Inlet	71	79	84	89	92	94	95	89	100
HCFX 112 T4 5,5kW (A3:4) (20°)	Inlet	66	78	83	90	94	94	96	92	101
HCFX 112 T4 7,5kW (A3:4) (22°)	Inlet	68	79	84	90	94	95	96	92	102
HCFX 112 T4 7,5kW (A3:4) (24°)	Inlet	69	78	83	90	93	94	96	91	101
HCFX 112 T4 11kW (A3:4) (32°)	Inlet	70	77	82	87	91	92	94	87	98



Sound power Lw dB (A)										
Model		63 Hz	125 Hz	250 Hz	500 Hz	1000 Hz	2000 Hz	4000 Hz	8000 Hz	Total
HCFX 112 T4 11kW (A3:4) (30°)	Inlet	71	78	83	88	92	93	94	88	99
HCFX 112 T4 11kW (A3:4) (28°)	Inlet	71	78	83	89	92	93	95	89	99
HCFX 112 T4 11kW (A3:4) (26°)	Inlet	70	78	83	89	93	94	95	90	100
HCFX 112 T4 11kW (A3:8) (22°)	Inlet	73	81	91	99	100	102	102	96	107
HCFX 112 T4 11kW (A3:8) (20°)	Inlet	73	82	92	101	101	103	103	97	109
HCFX 112 T4 15kW (A3:4) (38°)	Inlet	71	77	83	88	91	92	93	87	98
HCFX 112 T4 15kW (A3:4) (34°)	Inlet	70	76	82	87	90	92	93	86	98
HCFX 112 T4 15kW (A3:4) (36°)	Inlet	71	76	83	87	90	92	93	86	98
HCFX 112 T4 15kW (A3:8) (26°)	Inlet	74	81	89	96	98	100	100	94	106
HCFX 112 T4 15kW (A3:8) (24°)	Inlet	73	81	90	97	99	101	101	95	106
HCFX 112 T4 15kW (A3:8) (28°)	Inlet	74	81	88	94	98	99	99	94	105
HCFX 112 T4 18,5kW (A3:4) (40°)	Inlet	72	79	84	89	91	93	94	87	99
HCFX 112 T4 18,5kW (A3:8) (32°)	Inlet	74	81	86	91	96	97	97	91	103
HCFX 112 T4 18,5kW (A3:8) (30°)	Inlet	74	80	87	93	97	99	99	93	104
HCFX 112 T4 22kW (A3:8) (34°)	Inlet	73	80	85	90	94	96	96	89	101
HCFX 112 T4 22kW (A3:8) (36°)	Inlet	73	80	85	90	93	95	95	89	101
HCFX 112 T4 30kW (A3:8) (40°)	Inlet	74	81	86	90	94	96	95	90	101
HCFX 112 T4 30kW (A3:8) (38°)	Inlet	73	80	85	90	94	96	95	89	101
HCFX 125 T4 11kW (A3:4) (22°)	Inlet	75	86	91	98	102	103	105	101	109
HCFX 125 T4 11kW (A3:4) (20°)	Inlet	72	85	90	98	102	102	104	101	109
HCFX 125 T4 15kW (A3:4) (28°)	Inlet	75	82	87	93	96	98	99	93	104
HCFX 125 T4 15kW (A3:4) (26°)	Inlet	76	84	89	94	98	99	101	95	106
HCFX 125 T4 15kW (A3:4) (24°)	Inlet	75	85	90	96	100	101	103	98	107
HCFX 125 T4 18,5kW (A3:4) (32°)	Inlet	74	81	86	90	94	96	96	90	102
HCFX 125 T4 18,5kW (A3:4) (30°)	Inlet	74	81	86	91	95	96	97	91	102
HCFX 125 T4 18,5kW (A3:8) (22°)	Inlet	79	86	93	102	107	110	109	104	114
HCFX 125 T4 18,5kW (A3:8) (20°)	Inlet	78	86	93	103	108	111	110	105	115
HCFX 125 T4 22kW (A3:4) (36°)	Inlet	74	81	86	90	93	95	96	88	101
HCFX 125 T4 22kW (A3:4) (34°)	Inlet	73	80	85	90	93	95	96	88	101
HCFX 125 T4 22kW (A3:8) (24°)	Inlet	78	85	92	100	106	108	108	102	113
HCFX 125 T4 22kW (A3:8) (26°)	Inlet	78	85	91	98	104	106	106	100	111
HCFX 125 T4 30kW (A3:4) (40°)	Inlet	75	82	87	91	93	96	96	89	102
HCFX 125 T4 30kW (A3:4) (38°)	Inlet	74	81	86	91	93	95	96	89	101
HCFX 125 T4 30kW (A3:8) (30°)	Inlet	77	83	90	96	101	103	104	97	108
HCFX 125 T4 30kW (A3:8) (28°)	Inlet	78	84	91	97	102	105	105	98	110
HCFX 125 T4 30kW (A3:8) (32°)	Inlet	77	83	89	95	99	102	102	94	107
HCFX 125 T4 37kW (A3:8) (36°)	Inlet	77	83	89	93	96	98	98	91	104
HCFX 125 T4 37kW (A3:8) (34°)	Inlet	77	83	89	94	97	99	100	92	105
HCFX 125 T4 45kW (A3:8) (40°)	Inlet	76	83	88	93	96	98	97	90	103

**Sound power Lw dB (A)**

Model		63 Hz	125 Hz	250 Hz	500 Hz	1000 Hz	2000 Hz	4000 Hz	8000 Hz	Total
HCFX 125 T4 45kW (A3:8) (38°)	Inlet	76	83	88	93	96	98	97	91	104

**Sound / 6 poles**
**Sound power Lw dB (A)**

Model		63 Hz	125 Hz	250 Hz	500 Hz	1000 Hz	2000 Hz	4000 Hz	8000 Hz	Total
HCFX 50 T6 0,75kW (A5:6) (40°)	Inlet	44	51	56	60	63	62	64	57	69
HCFX 56 T6 0,75kW (A5:6) (40°)	Inlet	47	54	59	67	66	67	70	61	74
HCFX 63 T6 0,75kW (A5:6) (40°)	Inlet	51	58	63	68	69	69	71	64	76
HCFX 71 T6 0,75kW (A5:6) (40°)	Inlet	59	65	71	73	76	77	78	68	83
HCFX 71 T6 0,75kW (A5:6) (37°)	Inlet	56	63	68	70	73	75	76	65	81
HCFX 71 T6 0,75kW (A5:6) (35°)	Inlet	54	61	66	67	71	73	74	63	79
HCFX 80 T6 0,75kW (A5:6) (30°)	Inlet	55	62	67	74	78	77	81	74	85
HCFX 80 T6 1,1kW (A5:6) (33°)	Inlet	54	61	66	72	76	75	79	71	83
HCFX 80 T6 1,1kW (A5:6) (35°)	Inlet	53	60	65	70	73	74	77	67	81
HCFX 80 T6 1,5kW (A5:6) (37°)	Inlet	55	62	67	71	74	75	77	68	81
HCFX 80 T6 1,5kW (A5:6) (40°)	Inlet	57	64	69	73	75	76	77	68	82
HCFX 80 T6 2,2kW (A5:6) (43°)	Inlet	58	65	70	74	76	76	77	68	82
HCFX 90 T6 1,5kW (A3:4) (20°)	Inlet	47	58	63	74	78	78	77	69	83
HCFX 90 T6 1,5kW (A3:4) (26°)	Inlet	55	62	67	74	75	75	75	67	81
HCFX 90 T6 1,5kW (A3:4) (22°)	Inlet	51	60	65	74	77	77	76	68	83
HCFX 90 T6 1,5kW (A3:4) (30°)	Inlet	57	64	69	73	73	73	74	66	80
HCFX 90 T6 1,5kW (A3:4) (24°)	Inlet	54	61	66	74	76	76	76	67	82
HCFX 90 T6 1,5kW (A3:4) (32°)	Inlet	57	64	69	73	74	74	73	65	80
HCFX 90 T6 1,5kW (A3:4) (28°)	Inlet	56	63	68	73	74	74	74	66	81
HCFX 90 T6 1,5kW (A3:8) (24°)	Inlet	60	69	77	80	82	78	78	69	86
HCFX 90 T6 1,5kW (A3:8) (22°)	Inlet	60	71	79	81	83	78	78	69	87
HCFX 90 T6 1,5kW (A3:8) (20°)	Inlet	60	72	81	82	84	78	79	69	88
HCFX 90 T6 2,2kW (A3:4) (36°)	Inlet	56	63	68	72	75	75	73	65	80
HCFX 90 T6 2,2kW (A3:4) (40°)	Inlet	59	66	71	73	77	75	74	67	82
HCFX 90 T6 2,2kW (A3:4) (38°)	Inlet	58	65	70	73	76	75	74	66	81
HCFX 90 T6 2,2kW (A3:4) (34°)	Inlet	56	63	68	72	74	74	73	65	80
HCFX 90 T6 2,2kW (A3:8) (30°)	Inlet	59	66	71	77	79	79	78	70	84
HCFX 90 T6 2,2kW (A3:8) (28°)	Inlet	60	67	73	78	80	78	78	70	85
HCFX 90 T6 2,2kW (A3:8) (26°)	Inlet	60	68	75	79	81	78	78	69	86
HCFX 90 T6 3kW (A3:8) (36°)	Inlet	58	65	70	74	77	77	75	68	83
HCFX 90 T6 3kW (A3:8) (34°)	Inlet	57	64	69	74	77	78	76	68	83
HCFX 90 T6 3kW (A3:8) (32°)	Inlet	58	65	70	76	78	78	77	69	84
HCFX 90 T6 4kW (A3:8) (40°)	Inlet	61	68	73	75	79	78	75	68	84

		Sound power Lw dB (A)								
Model		63 Hz	125 Hz	250 Hz	500 Hz	1000 Hz	2000 Hz	4000 Hz	8000 Hz	Total
HCFX 90 T6 4kW (A3:8) (38°)	Inlet	59	66	71	74	78	78	75	68	83
HCFX 100 T6 1,5kW (A3:4) (26°)	Inlet	57	66	71	77	81	82	83	78	88
HCFX 100 T6 1,5kW (A3:4) (20°)	Inlet	56	67	72	78	82	83	84	81	89
HCFX 100 T6 1,5kW (A3:4) (24°)	Inlet	57	66	72	78	82	82	84	79	89
HCFX 100 T6 1,5kW (A3:4) (22°)	Inlet	57	67	72	78	82	83	84	80	89
HCFX 100 T6 2,2kW (A3:4) (26°)	Inlet	57	66	71	77	81	82	83	78	88
HCFX 100 T6 2,2kW (A3:4) (20°)	Inlet	56	67	72	78	82	83	84	81	89
HCFX 100 T6 2,2kW (A3:4) (32°)	Inlet	59	64	71	76	79	81	83	76	87
HCFX 100 T6 2,2kW (A3:4) (30°)	Inlet	58	65	71	77	80	81	83	77	87
HCFX 100 T6 2,2kW (A3:4) (28°)	Inlet	58	65	71	77	81	81	83	78	88
HCFX 100 T6 2,2kW (A3:4) (24°)	Inlet	57	66	72	78	82	82	84	79	89
HCFX 100 T6 2,2kW (A3:4) (22°)	Inlet	57	67	72	78	82	83	84	80	89
HCFX 100 T6 2,2kW (A3:8) (22°)	Inlet	63	71	82	90	89	88	89	85	96
HCFX 100 T6 2,2kW (A3:8) (20°)	Inlet	63	71	83	92	91	89	90	86	97
HCFX 100 T6 3kW (A3:4) (38°)	Inlet	59	65	72	77	80	81	82	76	87
HCFX 100 T6 3kW (A3:4) (34°)	Inlet	59	63	71	76	79	80	82	76	86
HCFX 100 T6 3kW (A3:4) (36°)	Inlet	59	64	71	76	79	80	82	76	86
HCFX 100 T6 3kW (A3:8) (24°)	Inlet	62	70	80	88	88	87	88	83	94
HCFX 100 T6 3kW (A3:8) (28°)	Inlet	62	70	78	84	86	86	87	81	92
HCFX 100 T6 3kW (A3:8) (26°)	Inlet	62	70	79	86	87	87	87	82	93
HCFX 100 T6 4kW (A3:4) (40°)	Inlet	59	66	72	77	81	81	83	76	87
HCFX 100 T6 4kW (A3:8) (34°)	Inlet	61	68	73	78	82	84	85	78	89
HCFX 100 T6 4kW (A3:8) (32°)	Inlet	62	69	75	80	84	85	85	79	90
HCFX 100 T6 4kW (A3:8) (30°)	Inlet	62	69	77	82	85	86	86	80	92
HCFX 100 T6 5,5kW (A3:8) (36°)	Inlet	61	68	73	78	82	84	84	78	89
HCFX 100 T6 5,5kW (A3:8) (40°)	Inlet	62	69	74	79	83	85	85	79	90
HCFX 100 T6 5,5kW (A3:8) (38°)	Inlet	61	68	73	79	82	84	85	79	90
HCFX 112 T6 2,2kW (A3:4) (26°)	Inlet	60	69	74	80	83	84	86	80	90
HCFX 112 T6 2,2kW (A3:4) (24°)	Inlet	59	69	74	80	84	85	86	81	91
HCFX 112 T6 2,2kW (A3:4) (22°)	Inlet	58	69	74	81	85	85	87	82	92
HCFX 112 T6 2,2kW (A3:4) (20°)	Inlet	56	68	73	80	84	85	87	82	91
HCFX 112 T6 3kW (A3:4) (28°)	Inlet	61	68	73	79	83	84	85	79	90
HCFX 112 T6 3kW (A3:4) (32°)	Inlet	61	67	73	78	81	83	84	78	89
HCFX 112 T6 3kW (A3:4) (30°)	Inlet	61	68	73	79	82	83	85	78	89
HCFX 112 T6 3kW (A3:8) (22°)	Inlet	64	72	81	89	90	92	92	87	98
HCFX 112 T6 3kW (A3:8) (20°)	Inlet	64	72	82	91	91	93	93	88	99
HCFX 112 T6 4kW (A3:4) (38°)	Inlet	62	68	74	78	81	83	84	77	89
HCFX 112 T6 4kW (A3:4) (36°)	Inlet	61	67	73	78	81	82	84	77	88
HCFX 112 T6 4kW (A3:4) (34°)	Inlet	61	66	73	78	81	82	84	77	88

Sound power Lw dB (A)										
Model		63 Hz	125 Hz	250 Hz	500 Hz	1000 Hz	2000 Hz	4000 Hz	8000 Hz	Total
HCFX 112 T6 4kW (A3:8) (28°)	Inlet	64	71	79	85	89	90	90	84	95
HCFX 112 T6 4kW (A3:8) (26°)	Inlet	64	71	79	86	89	90	90	85	96
HCFX 112 T6 4kW (A3:8) (24°)	Inlet	64	71	80	88	90	91	91	86	96
HCFX 112 T6 5,5kW (A3:4) (40°)	Inlet	63	69	75	79	82	84	84	78	89
HCFX 112 T6 5,5kW (A3:8) (30°)	Inlet	65	71	78	83	88	89	89	84	94
HCFX 112 T6 5,5kW (A3:8) (34°)	Inlet	64	71	76	81	84	86	87	80	92
HCFX 112 T6 5,5kW (A3:8) (32°)	Inlet	64	71	77	82	86	88	88	82	93
HCFX 112 T6 7,5kW (A3:8) (38°)	Inlet	64	71	76	81	84	86	86	80	91
HCFX 112 T6 7,5kW (A3:8) (36°)	Inlet	63	70	75	80	84	86	86	79	91
HCFX 112 T6 7,5kW (A3:8) (40°)	Inlet	64	71	76	81	85	87	86	80	92
HCFX 125 T6 3kW (A3:4) (24°)	Inlet	66	75	80	87	90	91	93	88	98
HCFX 125 T6 3kW (A3:4) (22°)	Inlet	65	77	82	89	92	93	95	91	99
HCFX 125 T6 3kW (A3:4) (20°)	Inlet	63	76	81	89	92	92	94	91	99
HCFX 125 T6 4kW (A3:4) (26°)	Inlet	66	74	79	85	89	90	91	86	96
HCFX 125 T6 4kW (A3:4) (28°)	Inlet	66	73	78	83	87	88	89	84	94
HCFX 125 T6 5,5kW (A3:4) (34°)	Inlet	64	71	76	81	84	85	86	79	91
HCFX 125 T6 5,5kW (A3:4) (32°)	Inlet	64	71	76	81	84	86	87	80	92
HCFX 125 T6 5,5kW (A3:4) (30°)	Inlet	65	72	77	81	85	87	88	81	92
HCFX 125 T6 5,5kW (A3:8) (24°)	Inlet	69	76	83	90	96	98	98	92	103
HCFX 125 T6 5,5kW (A3:8) (22°)	Inlet	69	77	84	92	97	100	99	94	105
HCFX 125 T6 5,5kW (A3:8) (20°)	Inlet	69	77	84	93	98	101	101	95	106
HCFX 125 T6 7,5kW (A3:4) (40°)	Inlet	65	72	77	82	84	86	87	80	92
HCFX 125 T6 7,5kW (A3:4) (38°)	Inlet	65	72	77	81	84	86	86	79	91
HCFX 125 T6 7,5kW (A3:4) (36°)	Inlet	64	71	76	81	83	85	86	79	91
HCFX 125 T6 7,5kW (A3:8) (30°)	Inlet	68	74	80	86	91	93	94	87	98
HCFX 125 T6 7,5kW (A3:8) (28°)	Inlet	68	74	81	87	93	95	95	89	100
HCFX 125 T6 7,5kW (A3:8) (26°)	Inlet	69	75	82	89	94	97	96	90	102
HCFX 125 T6 11kW (A3:8) (38°)	Inlet	67	74	79	84	87	89	88	81	94
HCFX 125 T6 11kW (A3:8) (36°)	Inlet	67	74	79	84	87	89	89	82	94
HCFX 125 T6 11kW (A3:8) (34°)	Inlet	68	74	80	84	88	90	90	83	95
HCFX 125 T6 11kW (A3:8) (32°)	Inlet	68	74	80	85	90	92	92	85	97
HCFX 125 T6 15kW (A3:8) (40°)	Inlet	67	74	79	83	87	89	87	81	93

### Sound / 4/8 poles

Sound power Lw dB (A)										
Model		63 Hz	125 Hz	250 Hz	500 Hz	1000 Hz	2000 Hz	4000 Hz	8000 Hz	Total
HCFX 45 T4/T8 0,8/0,2kW (A5:6) (1500 RPM - 40°)	Inlet	50	57	62	67	70	70	71	64	76



		Sound power Lw dB (A)								
Model		63 Hz	125 Hz	250 Hz	500 Hz	1000 Hz	2000 Hz	4000 Hz	8000 Hz	Total
HCFX 45 T4/T8 0,8/0,2kW (A5:6) (750 RPM - 40°)	Inlet	35	42	47	52	55	55	56	49	61
HCFX 50 T4/T8 0,8/0,2kW (A5:6) (750 RPM - 40°)	Inlet	38	45	50	54	57	56	57	51	63
HCFX 50 T4/T8 0,8/0,2kW (A5:6) (1500 RPM - 40°)	Inlet	53	60	65	69	72	71	72	66	78
HCFX 56 T4/T8 0,8/0,2kW (A5:6) (750 RPM - 33°)	Inlet	39	46	51	60	60	61	64	55	68
HCFX 56 T4/T8 0,8/0,2kW (A5:6) (750 RPM - 25°)	Inlet	39	47	52	60	64	61	63	55	69
HCFX 56 T4/T8 0,8/0,2kW (A5:6) (750 RPM - 30°)	Inlet	41	48	53	62	63	62	65	57	69
HCFX 56 T4/T8 0,8/0,2kW (A5:6) (1500 RPM - 25°)	Inlet	54	62	67	75	79	76	78	70	84
HCFX 56 T4/T8 0,8/0,2kW (A5:6) (1500 RPM - 33°)	Inlet	54	61	66	75	75	76	79	70	83
HCFX 56 T4/T8 0,8/0,2kW (A5:6) (1500 RPM - 30°)	Inlet	56	63	68	77	78	78	80	72	85
HCFX 56 T4/T8 1,2/0,3kW (A5:6) (750 RPM - 37°)	Inlet	39	46	51	59	59	60	63	54	67
HCFX 56 T4/T8 1,2/0,3kW (A5:6) (750 RPM - 35°)	Inlet	38	45	50	58	58	60	62	54	66
HCFX 56 T4/T8 1,2/0,3kW (A5:6) (1500 RPM - 37°)	Inlet	54	61	66	75	74	76	78	69	82
HCFX 56 T4/T8 1,2/0,3kW (A5:6) (1500 RPM - 35°)	Inlet	53	60	65	74	73	75	78	69	82
HCFX 56 T4/T8 1,6/0,4kW (A5:6) (750 RPM - 40°)	Inlet	41	48	53	60	60	61	63	55	68
HCFX 56 T4/T8 1,6/0,4kW (A5:6) (750 RPM - 43°)	Inlet	43	50	55	61	61	62	64	55	69
HCFX 56 T4/T8 1,6/0,4kW (A5:6) (1500 RPM - 40°)	Inlet	56	63	68	76	75	76	79	70	83
HCFX 56 T4/T8 1,6/0,4kW (A5:6) (1500 RPM - 43°)	Inlet	58	65	70	76	76	77	79	70	84
HCFX 63 T4/T8 0,8/0,2kW (A5:6) (750 RPM - 25°)	Inlet	42	51	56	65	65	64	65	60	71
HCFX 63 T4/T8 0,8/0,2kW (A5:6) (1500 RPM - 25°)	Inlet	57	66	71	80	80	79	80	75	86
HCFX 63 T4/T8 1,2/0,3kW (A5:6) (750 RPM - 30°)	Inlet	45	53	59	65	65	64	67	62	72
HCFX 63 T4/T8 1,2/0,3kW (A5:6) (1500 RPM - 30°)	Inlet	60	68	74	80	80	79	82	77	87
HCFX 63 T4/T8 1,6/0,4kW (A5:6) (750 RPM - 35°)	Inlet	43	52	57	60	61	60	64	58	68
HCFX 63 T4/T8 1,6/0,4kW (A5:6) (1500 RPM - 35°)	Inlet	59	67	72	75	76	76	79	73	83

		Sound power Lw dB (A)								
Model		63 Hz	125 Hz	250 Hz	500 Hz	1000 Hz	2000 Hz	4000 Hz	8000 Hz	Total
HCFX 63 T4/T8 1,6/0,4kW (A5:6) (750 RPM - 33°)	Inlet	44	52	58	62	63	62	65	60	70
HCFX 63 T4/T8 1,6/0,4kW (A5:6) (1500 RPM - 33°)	Inlet	59	68	73	77	78	77	80	75	85
HCFX 63 T4/T8 2,2/0,37kW (A5:6) (750 RPM - 37°)	Inlet	44	52	57	61	62	62	64	58	69
HCFX 63 T4/T8 2,2/0,37kW (A5:6) (750 RPM - 40°)	Inlet	45	52	57	62	62	63	65	58	70
HCFX 63 T4/T8 2,2/0,37kW (A5:6) (1500 RPM - 40°)	Inlet	60	67	72	77	78	78	80	73	85
HCFX 63 T4/T8 2,2/0,37kW (A5:6) (1500 RPM - 37°)	Inlet	59	67	72	76	77	77	79	73	84
HCFX 71 T4/T8 0,8/0,2kW (A5:6) (750 RPM - 20°)	Inlet	40	51	56	71	70	67	69	61	76
HCFX 71 T4/T8 0,8/0,2kW (A5:6) (1500 RPM - 20°)	Inlet	55	66	71	86	85	82	84	76	91
HCFX 71 T4/T8 1,2/0,3kW (A5:6) (750 RPM - 25°)	Inlet	44	51	56	69	68	67	69	60	75
HCFX 71 T4/T8 1,2/0,3kW (A5:6) (1500 RPM - 25°)	Inlet	59	67	72	84	84	82	84	75	90
HCFX 71 T4/T8 1,6/0,4kW (A5:6) (750 RPM - 30°)	Inlet	46	53	58	67	67	68	69	58	74
HCFX 71 T4/T8 1,6/0,4kW (A5:6) (1500 RPM - 30°)	Inlet	61	68	73	82	82	83	84	73	89
HCFX 71 T4/T8 2,2/0,37kW (A5:6) (750 RPM - 35°)	Inlet	47	54	59	61	65	67	68	57	72
HCFX 71 T4/T8 2,2/0,37kW (A5:6) (750 RPM - 33°)	Inlet	46	53	58	64	66	68	68	58	73
HCFX 71 T4/T8 2,2/0,37kW (A5:6) (1500 RPM - 35°)	Inlet	62	69	74	76	80	82	83	72	87
HCFX 71 T4/T8 2,2/0,37kW (A5:6) (1500 RPM - 33°)	Inlet	62	69	74	79	81	83	84	73	88
HCFX 71 T4/T8 3/0,55kW (A5:6) (750 RPM - 40°)	Inlet	52	58	64	66	69	70	71	61	76
HCFX 71 T4/T8 3/0,55kW (A5:6) (750 RPM - 37°)	Inlet	50	56	62	64	67	69	70	59	74
HCFX 71 T4/T8 3/0,55kW (A5:6) (1500 RPM - 40°)	Inlet	67	73	79	81	84	85	86	76	91
HCFX 71 T4/T8 3/0,55kW (A5:6) (1500 RPM - 37°)	Inlet	65	71	77	79	82	84	85	74	89
HCFX 80 T4/T8 3/0,55kW (A5:6) (750 RPM - 35°)	Inlet	47	54	59	64	67	67	71	61	74
HCFX 80 T4/T8 3/0,55kW (A5:6) (1500 RPM - 35°)	Inlet	62	69	74	79	82	82	86	76	89
HCFX 80 T4/T8 3/0,55kW (A5:6) (750 RPM - 33°)	Inlet	48	55	60	66	69	69	73	64	76

Sound power Lw dB (A)										
Model		63 Hz	125 Hz	250 Hz	500 Hz	1000 Hz	2000 Hz	4000 Hz	8000 Hz	Total
HCFX 80 T4/T8 3/0,55kW (A5:6) (1500 RPM - 33°)	Inlet	63	70	75	81	85	84	88	80	91
HCFX 80 T4/T8 3/0,55kW (A5:6) (1500 RPM - 30°)	Inlet	64	71	76	83	87	86	90	83	94
HCFX 80 T4/T8 3/0,55kW (A5:6) (750 RPM - 30°)	Inlet	49	56	61	68	72	71	74	68	79
HCFX 80 T4/T8 4/0,75kW (A5:6) (750 RPM - 37°)	Inlet	49	56	61	65	68	68	71	61	75
HCFX 80 T4/T8 4/0,75kW (A5:6) (1500 RPM - 37°)	Inlet	64	71	76	80	83	83	86	76	90
HCFX 80 T4/T8 4/0,75kW (A5:6) (750 RPM - 40°)	Inlet	51	58	63	67	69	69	70	61	76
HCFX 80 T4/T8 4/0,75kW (A5:6) (1500 RPM - 40°)	Inlet	66	73	78	82	84	84	86	76	91
HCFX 90 T4/T8 2,8/0,7kW (A3:4) (1420 RPM - 22°)	Inlet	61	69	74	83	87	87	86	77	92
HCFX 90 T4/T8 2,8/0,7kW (A3:4) (1420 RPM - 20°)	Inlet	57	68	73	84	88	88	86	78	93
HCFX 90 T4/T8 2,8/0,7kW (A3:4) (720 RPM - 22°)	Inlet	45	53	58	67	71	71	70	62	76
HCFX 90 T4/T8 2,8/0,7kW (A3:4) (720 RPM - 20°)	Inlet	41	52	57	68	72	72	70	62	77
HCFX 90 T4/T8 4/0,75kW (A3:4) (1420 RPM - 26°)	Inlet	64	71	76	83	85	85	84	76	91
HCFX 90 T4/T8 4/0,75kW (A3:4) (1420 RPM - 24°)	Inlet	63	70	75	83	86	86	85	77	91
HCFX 90 T4/T8 4/0,75kW (A3:4) (720 RPM - 26°)	Inlet	48	55	60	67	69	69	68	60	75
HCFX 90 T4/T8 4/0,75kW (A3:4) (720 RPM - 24°)	Inlet	47	54	59	67	70	70	69	61	75
HCFX 90 T4/T8 5,5/1,1kW (A3:4) (1420 RPM - 30°)	Inlet	66	73	78	83	83	83	83	75	89
HCFX 90 T4/T8 5,5/1,1kW (A3:4) (1420 RPM - 28°)	Inlet	65	72	77	83	84	84	84	76	90
HCFX 90 T4/T8 5,5/1,1kW (A3:4) (1420 RPM - 32°)	Inlet	66	73	78	82	83	83	83	75	89
HCFX 90 T4/T8 5,5/1,1kW (A3:4) (720 RPM - 32°)	Inlet	50	57	62	66	67	67	67	59	73
HCFX 90 T4/T8 5,5/1,1kW (A3:4) (720 RPM - 30°)	Inlet	51	58	63	67	67	67	67	59	74
HCFX 90 T4/T8 5,5/1,1kW (A3:4) (720 RPM - 28°)	Inlet	49	56	61	67	68	68	68	60	74
HCFX 90 T4/T8 5,5/1,1kW (A3:8) (1420 RPM - 22°)	Inlet	69	80	88	90	92	87	88	78	97
HCFX 90 T4/T8 5,5/1,1kW (A3:8) (1420 RPM - 20°)	Inlet	69	81	90	91	93	87	88	78	98

		Sound power Lw dB (A)								
Model		63 Hz	125 Hz	250 Hz	500 Hz	1000 Hz	2000 Hz	4000 Hz	8000 Hz	Total
HCFX 90 T4/T8 5,5/1,1kW (A3:8) (720 RPM - 22°)	Inlet	53	64	72	74	76	72	72	62	81
HCFX 90 T4/T8 5,5/1,1kW (A3:8) (720 RPM - 20°)	Inlet	53	65	74	75	77	71	72	62	82
HCFX 90 T4/T8 7,5/1,5kW (A3:4) (1420 RPM - 34°)	Inlet	65	72	77	81	83	84	82	74	89
HCFX 90 T4/T8 7,5/1,5kW (A3:4) (1420 RPM - 38°)	Inlet	67	74	79	82	85	84	83	76	91
HCFX 90 T4/T8 7,5/1,5kW (A3:4) (1420 RPM - 36°)	Inlet	66	73	78	81	84	84	82	74	90
HCFX 90 T4/T8 7,5/1,5kW (A3:4) (1420 RPM - 32°)	Inlet	66	73	78	82	83	83	83	75	89
HCFX 90 T4/T8 7,5/1,5kW (A3:4) (720 RPM - 38°)	Inlet	51	58	63	66	69	69	67	60	75
HCFX 90 T4/T8 7,5/1,5kW (A3:4) (720 RPM - 36°)	Inlet	50	57	62	66	68	68	67	58	74
HCFX 90 T4/T8 7,5/1,5kW (A3:4) (720 RPM - 34°)	Inlet	50	57	62	66	67	68	66	58	73
HCFX 90 T4/T8 7,5/1,5kW (A3:4) (720 RPM - 32°)	Inlet	50	57	62	66	67	67	67	59	73
HCFX 90 T4/T8 7,5/1,5kW (A3:8) (1420 RPM - 28°)	Inlet	70	76	82	87	89	88	87	79	94
HCFX 90 T4/T8 7,5/1,5kW (A3:8) (1420 RPM - 26°)	Inlet	70	78	84	88	90	88	88	79	95
HCFX 90 T4/T8 7,5/1,5kW (A3:8) (1420 RPM - 24°)	Inlet	69	79	86	89	91	88	88	78	96
HCFX 90 T4/T8 7,5/1,5kW (A3:8) (720 RPM - 28°)	Inlet	54	60	66	71	73	72	71	63	79
HCFX 90 T4/T8 7,5/1,5kW (A3:8) (720 RPM - 26°)	Inlet	54	62	68	72	74	72	72	63	79
HCFX 90 T4/T8 7,5/1,5kW (A3:8) (720 RPM - 24°)	Inlet	54	63	70	73	75	72	72	63	80
HCFX 90 T4/T8 11/3kW (A3:4) (1420 RPM - 40°)	Inlet	68	75	80	83	87	85	84	77	91
HCFX 90 T4/T8 11/3kW (A3:4) (720 RPM - 40°)	Inlet	52	59	64	67	71	69	68	61	75
HCFX 90 T4/T8 11/3kW (A3:8) (1420 RPM - 36°)	Inlet	67	74	79	83	87	87	85	77	92
HCFX 90 T4/T8 11/3kW (A3:8) (1420 RPM - 34°)	Inlet	67	74	79	84	87	87	85	77	92
HCFX 90 T4/T8 11/3kW (A3:8) (1420 RPM - 32°)	Inlet	67	74	79	85	87	87	86	78	93
HCFX 90 T4/T8 11/3kW (A3:8) (1420 RPM - 30°)	Inlet	68	75	80	86	88	88	87	79	94
HCFX 90 T4/T8 11/3kW (A3:8) (720 RPM - 36°)	Inlet	51	58	63	67	71	71	69	61	76



		Sound power Lw dB (A)								
Model		63 Hz	125 Hz	250 Hz	500 Hz	1000 Hz	2000 Hz	4000 Hz	8000 Hz	Total
HCFX 90 T4/T8 11/3kW (A3:8) (720 RPM - 34°)	Inlet	51	58	63	68	71	71	69	61	76
HCFX 90 T4/T8 11/3kW (A3:8) (720 RPM - 32°)	Inlet	52	59	64	69	71	72	70	62	77
HCFX 90 T4/T8 11/3kW (A3:8) (720 RPM - 30°)	Inlet	52	59	64	70	72	72	71	63	78
HCFX 90 T4/T8 14/3,5kW (A3:8) (1420 RPM - 40°)	Inlet	71	78	83	84	88	87	84	78	93
HCFX 90 T4/T8 14/3,5kW (A3:8) (1420 RPM - 38°)	Inlet	69	76	81	84	87	87	84	77	92
HCFX 90 T4/T8 14/3,5kW (A3:8) (720 RPM - 40°)	Inlet	55	62	67	68	72	71	68	62	77
HCFX 90 T4/T8 14/3,5kW (A3:8) (720 RPM - 38°)	Inlet	53	60	65	68	71	71	69	61	77
HCFX 100 T4/T8 5,5/1,1kW (A3:4) (1420 RPM - 26°)	Inlet	67	75	81	87	90	91	93	88	97
HCFX 100 T4/T8 5,5/1,1kW (A3:4) (1420 RPM - 24°)	Inlet	67	76	81	87	91	92	93	89	98
HCFX 100 T4/T8 5,5/1,1kW (A3:4) (1420 RPM - 22°)	Inlet	66	76	82	88	91	92	93	90	98
HCFX 100 T4/T8 5,5/1,1kW (A3:4) (1420 RPM - 20°)	Inlet	66	76	81	88	91	92	93	90	98
HCFX 100 T4/T8 5,5/1,1kW (A3:4) (720 RPM - 26°)	Inlet	51	59	65	71	74	75	77	72	82
HCFX 100 T4/T8 5,5/1,1kW (A3:4) (720 RPM - 24°)	Inlet	51	60	66	72	75	76	77	73	82
HCFX 100 T4/T8 5,5/1,1kW (A3:4) (720 RPM - 22°)	Inlet	50	60	66	72	76	76	77	74	82
HCFX 100 T4/T8 5,5/1,1kW (A3:4) (720 RPM - 20°)	Inlet	50	60	66	72	76	76	77	74	82
HCFX 100 T4/T8 7,5/1,5kW (A3:4) (1420 RPM - 30°)	Inlet	68	74	81	86	90	91	93	86	97
HCFX 100 T4/T8 7,5/1,5kW (A3:4) (1420 RPM - 28°)	Inlet	67	75	81	86	90	91	93	87	97
HCFX 100 T4/T8 7,5/1,5kW (A3:4) (720 RPM - 30°)	Inlet	52	59	65	70	74	75	77	70	81
HCFX 100 T4/T8 7,5/1,5kW (A3:4) (720 RPM - 28°)	Inlet	51	59	65	71	74	75	77	71	81
HCFX 100 T4/T8 7,5/1,5kW (A3:8) (1420 RPM - 20°)	Inlet	72	81	92	102	100	99	100	95	107
HCFX 100 T4/T8 7,5/1,5kW (A3:8) (720 RPM - 20°)	Inlet	56	65	76	86	84	83	84	79	91
HCFX 100 T4/T8 11/3kW (A3:4) (1420 RPM - 38°)	Inlet	68	74	81	86	89	90	92	85	96
HCFX 100 T4/T8 11/3kW (A3:4) (1420 RPM - 36°)	Inlet	69	73	81	86	88	90	91	85	96

		Sound power Lw dB (A)								
Model		63 Hz	125 Hz	250 Hz	500 Hz	1000 Hz	2000 Hz	4000 Hz	8000 Hz	Total
HCFX 100 T4/T8 11/3kW (A3:4) (1420 RPM - 34°)	Inlet	69	73	81	85	88	90	91	85	96
HCFX 100 T4/T8 11/3kW (A3:4) (1420 RPM - 32°)	Inlet	68	74	81	86	89	90	92	86	96
HCFX 100 T4/T8 11/3kW (A3:4) (720 RPM - 38°)	Inlet	52	58	65	70	73	74	76	69	80
HCFX 100 T4/T8 11/3kW (A3:4) (720 RPM - 36°)	Inlet	53	57	65	70	72	74	75	69	80
HCFX 100 T4/T8 11/3kW (A3:4) (720 RPM - 34°)	Inlet	53	57	65	69	72	74	76	69	80
HCFX 100 T4/T8 11/3kW (A3:4) (720 RPM - 32°)	Inlet	52	58	65	70	73	74	76	70	80
HCFX 100 T4/T8 11/3kW (A3:8) (1420 RPM - 28°)	Inlet	72	79	87	93	96	95	96	91	102
HCFX 100 T4/T8 11/3kW (A3:8) (1420 RPM - 24°)	Inlet	72	79	89	97	97	97	98	93	104
HCFX 100 T4/T8 11/3kW (A3:8) (1420 RPM - 22°)	Inlet	72	80	91	100	99	98	99	94	106
HCFX 100 T4/T8 11/3kW (A3:8) (1420 RPM - 26°)	Inlet	72	79	88	95	96	96	97	92	103
HCFX 100 T4/T8 11/3kW (A3:8) (720 RPM - 28°)	Inlet	56	63	71	77	80	80	80	75	86
HCFX 100 T4/T8 11/3kW (A3:8) (720 RPM - 26°)	Inlet	56	63	72	79	80	80	81	76	87
HCFX 100 T4/T8 11/3kW (A3:8) (720 RPM - 24°)	Inlet	56	64	73	81	82	81	82	77	88
HCFX 100 T4/T8 11/3kW (A3:8) (720 RPM - 22°)	Inlet	56	64	75	84	83	82	83	78	90
HCFX 100 T4/T8 14/3,5kW (A3:4) (1420 RPM - 40°)	Inlet	68	75	81	87	90	91	92	86	97
HCFX 100 T4/T8 14/3,5kW (A3:4) (720 RPM - 40°)	Inlet	52	59	66	71	75	75	76	70	81
HCFX 100 T4/T8 14/3,5kW (A3:8) (1420 RPM - 32°)	Inlet	71	79	84	90	93	94	95	89	100
HCFX 100 T4/T8 14/3,5kW (A3:8) (1420 RPM - 30°)	Inlet	72	79	86	91	95	95	96	90	101
HCFX 100 T4/T8 14/3,5kW (A3:8) (720 RPM - 32°)	Inlet	55	63	68	74	77	78	79	73	84
HCFX 100 T4/T8 14/3,5kW (A3:8) (720 RPM - 30°)	Inlet	56	63	70	75	79	79	80	74	85
HCFX 100 T4/T8 17/4,3kW (A3:8) (1420 RPM - 36°)	Inlet	70	77	82	87	91	93	94	87	99
HCFX 100 T4/T8 17/4,3kW (A3:8) (1420 RPM - 34°)	Inlet	71	78	83	88	92	93	94	88	99
HCFX 100 T4/T8 17/4,3kW (A3:8) (720 RPM - 36°)	Inlet	54	61	66	71	75	77	78	72	83

Sound power Lw dB (A)										
Model		63 Hz	125 Hz	250 Hz	500 Hz	1000 Hz	2000 Hz	4000 Hz	8000 Hz	Total
HCFX 100 T4/T8 17/4,3kW (A3:8) (720 RPM - 34°)	Inlet	55	62	67	72	76	77	78	72	83
HCFX 100 T4/T8 20/5kW (A3:8) (1420 RPM - 38°)	Inlet	71	78	83	88	92	94	94	88	99
HCFX 100 T4/T8 20/5kW (A3:8) (1420 RPM - 40°)	Inlet	71	79	84	89	92	94	95	89	100
HCFX 100 T4/T8 20/5kW (A3:8) (720 RPM - 40°)	Inlet	56	63	68	73	76	78	79	73	84
HCFX 100 T4/T8 20/5kW (A3:8) (720 RPM - 38°)	Inlet	55	62	67	72	76	78	78	72	83
HCFX 112 T4/T8 5,5/1,1kW (A3:4) (1420 RPM - 20°)	Inlet	66	78	83	90	94	94	96	92	101
HCFX 112 T4/T8 5,5/1,1kW (A3:4) (720 RPM - 20°)	Inlet	50	62	67	74	78	78	80	76	85
HCFX 112 T4/T8 7,5/1,5kW (A3:4) (1420 RPM - 22°)	Inlet	68	79	84	90	94	95	96	92	102
HCFX 112 T4/T8 7,5/1,5kW (A3:4) (1420 RPM - 24°)	Inlet	69	78	83	90	93	94	96	91	101
HCFX 112 T4/T8 7,5/1,5kW (A3:4) (720 RPM - 24°)	Inlet	53	62	67	74	77	78	80	75	85
HCFX 112 T4/T8 7,5/1,5kW (A3:4) (720 RPM - 22°)	Inlet	52	63	68	74	78	79	81	76	86
HCFX 112 T4/T8 11/3kW (A3:4) (1420 RPM - 32°)	Inlet	70	77	82	87	91	92	94	87	98
HCFX 112 T4/T8 11/3kW (A3:4) (1420 RPM - 30°)	Inlet	71	78	83	88	92	93	94	88	99
HCFX 112 T4/T8 11/3kW (A3:4) (1420 RPM - 28°)	Inlet	71	78	83	89	92	93	95	89	99
HCFX 112 T4/T8 11/3kW (A3:4) (1420 RPM - 26°)	Inlet	70	78	83	89	93	94	95	90	100
HCFX 112 T4/T8 11/3kW (A3:4) (720 RPM - 32°)	Inlet	55	61	67	72	75	76	78	71	82
HCFX 112 T4/T8 11/3kW (A3:4) (720 RPM - 30°)	Inlet	55	62	67	72	76	77	78	72	83
HCFX 112 T4/T8 11/3kW (A3:4) (720 RPM - 28°)	Inlet	55	62	67	73	76	77	79	73	83
HCFX 112 T4/T8 11/3kW (A3:4) (720 RPM - 26°)	Inlet	54	62	67	73	77	78	79	74	84
HCFX 112 T4/T8 11/3kW (A3:8) (1420 RPM - 20°)	Inlet	73	82	92	101	101	103	103	97	109
HCFX 112 T4/T8 11/3kW (A3:8) (720 RPM - 20°)	Inlet	57	66	76	85	85	87	87	81	93
HCFX 112 T4/T8 14/3,5kW (A3:4) (1420 RPM - 34°)	Inlet	70	76	82	87	90	92	93	86	98
HCFX 112 T4/T8 14/3,5kW (A3:4) (1420 RPM - 36°)	Inlet	71	76	83	87	90	92	93	86	98

		Sound power Lw dB (A)								
Model		63 Hz	125 Hz	250 Hz	500 Hz	1000 Hz	2000 Hz	4000 Hz	8000 Hz	Total
HCFX 112 T4/T8 14/3,5kW (A3:4) (720 RPM - 36°)	Inlet	55	60	67	71	74	76	77	70	82
HCFX 112 T4/T8 14/3,5kW (A3:4) (720 RPM - 34°)	Inlet	54	60	66	71	74	76	77	70	82
HCFX 112 T4/T8 14/3,5kW (A3:8) (1420 RPM - 26°)	Inlet	74	81	89	96	98	100	100	94	106
HCFX 112 T4/T8 14/3,5kW (A3:8) (1420 RPM - 24°)	Inlet	73	81	90	97	99	101	101	95	106
HCFX 112 T4/T8 14/3,5kW (A3:8) (1420 RPM - 22°)	Inlet	73	81	91	99	100	102	102	96	107
HCFX 112 T4/T8 14/3,5kW (A3:8) (720 RPM - 26°)	Inlet	58	65	73	80	83	84	84	78	90
HCFX 112 T4/T8 14/3,5kW (A3:8) (720 RPM - 24°)	Inlet	57	65	74	81	83	85	85	79	90
HCFX 112 T4/T8 14/3,5kW (A3:8) (720 RPM - 22°)	Inlet	57	65	75	83	84	86	86	80	91
HCFX 112 T4/T8 17/4,3kW (A3:4) (1420 RPM - 40°)	Inlet	72	79	84	89	91	93	94	87	99
HCFX 112 T4/T8 17/4,3kW (A3:4) (1420 RPM - 38°)	Inlet	71	77	83	88	91	92	93	87	98
HCFX 112 T4/T8 17/4,3kW (A3:4) (720 RPM - 40°)	Inlet	56	63	68	73	76	77	78	71	83
HCFX 112 T4/T8 17/4,3kW (A3:4) (720 RPM - 38°)	Inlet	55	61	67	72	75	76	78	71	82
HCFX 112 T4/T8 17/4,3kW (A3:8) (1420 RPM - 30°)	Inlet	74	80	87	93	97	99	99	93	104
HCFX 112 T4/T8 17/4,3kW (A3:8) (1420 RPM - 28°)	Inlet	74	81	88	94	98	99	99	94	105
HCFX 112 T4/T8 17/4,3kW (A3:8) (720 RPM - 30°)	Inlet	58	65	72	77	81	83	83	77	88
HCFX 112 T4/T8 17/4,3kW (A3:8) (720 RPM - 28°)	Inlet	58	65	72	78	82	83	83	78	89
HCFX 112 T4/T8 20/5kW (A3:8) (1420 RPM - 32°)	Inlet	74	81	86	91	96	97	97	91	103
HCFX 112 T4/T8 20/5kW (A3:8) (720 RPM - 32°)	Inlet	58	65	70	76	80	81	81	75	87
HCFX 112 T4/T8 28/6,5kW (A3:8) (1420 RPM - 34°)	Inlet	73	80	85	90	94	96	96	89	101
HCFX 112 T4/T8 28/6,5kW (A3:8) (1420 RPM - 40°)	Inlet	74	81	86	90	94	96	95	90	101
HCFX 112 T4/T8 28/6,5kW (A3:8) (1420 RPM - 38°)	Inlet	73	80	85	90	94	96	95	89	101
HCFX 112 T4/T8 28/6,5kW (A3:8) (1420 RPM - 36°)	Inlet	73	80	85	90	93	95	95	89	101
HCFX 112 T4/T8 28/6,5kW (A3:8) (720 RPM - 40°)	Inlet	58	65	70	74	78	80	80	74	85

		Sound power Lw dB (A)								
Model		63 Hz	125 Hz	250 Hz	500 Hz	1000 Hz	2000 Hz	4000 Hz	8000 Hz	Total
HCFX 112 T4/T8 28/6,5kW (A3:8) (720 RPM - 38°)	Inlet	57	64	69	74	78	80	80	73	85
HCFX 112 T4/T8 28/6,5kW (A3:8) (720 RPM - 36°)	Inlet	57	64	69	74	77	79	80	73	85
HCFX 112 T4/T8 28/6,5kW (A3:8) (720 RPM - 34°)	Inlet	57	64	69	74	78	80	80	73	85
HCFX 125 T4/T8 11/3kW (A3:4) (1420 RPM - 22°)	Inlet	75	86	91	98	102	103	105	101	109
HCFX 125 T4/T8 11/3kW (A3:4) (1420 RPM - 20°)	Inlet	72	85	90	98	102	102	104	101	109
HCFX 125 T4/T8 11/3kW (A3:4) (720 RPM - 22°)	Inlet	59	70	75	82	86	87	89	85	93
HCFX 125 T4/T8 11/3kW (A3:4) (720 RPM - 20°)	Inlet	56	69	74	82	86	86	88	85	93
HCFX 125 T4/T8 14/3,5kW (A3:4) (1420 RPM - 26°)	Inlet	76	84	89	94	98	99	101	95	106
HCFX 125 T4/T8 14/3,5kW (A3:4) (1420 RPM - 24°)	Inlet	75	85	90	96	100	101	103	98	107
HCFX 125 T4/T8 14/3,5kW (A3:4) (720 RPM - 26°)	Inlet	60	68	73	78	82	83	85	80	90
HCFX 125 T4/T8 14/3,5kW (A3:4) (720 RPM - 24°)	Inlet	59	69	74	80	84	85	87	82	91
HCFX 125 T4/T8 17/4,3kW (A3:4) (1420 RPM - 28°)	Inlet	75	82	87	93	96	98	99	93	104
HCFX 125 T4/T8 17/4,3kW (A3:4) (1420 RPM - 30°)	Inlet	74	81	86	91	95	96	97	91	102
HCFX 125 T4/T8 17/4,3kW (A3:4) (720 RPM - 30°)	Inlet	58	65	70	75	79	80	81	75	86
HCFX 125 T4/T8 17/4,3kW (A3:4) (720 RPM - 28°)	Inlet	60	67	72	77	80	82	83	77	88
HCFX 125 T4/T8 20/5kW (A3:4) (1420 RPM - 34°)	Inlet	73	80	85	90	93	95	96	88	101
HCFX 125 T4/T8 20/5kW (A3:4) (1420 RPM - 32°)	Inlet	74	81	86	90	94	96	96	90	102
HCFX 125 T4/T8 20/5kW (A3:4) (720 RPM - 34°)	Inlet	58	65	70	74	77	79	80	72	85
HCFX 125 T4/T8 20/5kW (A3:4) (720 RPM - 32°)	Inlet	58	65	70	75	78	80	81	74	86
HCFX 125 T4/T8 20/5kW (A3:8) (1420 RPM - 24°)	Inlet	78	85	92	100	106	108	108	102	113
HCFX 125 T4/T8 20/5kW (A3:8) (1420 RPM - 22°)	Inlet	79	86	93	102	107	110	109	104	114
HCFX 125 T4/T8 20/5kW (A3:8) (1420 RPM - 20°)	Inlet	78	86	93	103	108	111	110	105	115
HCFX 125 T4/T8 20/5kW (A3:8) (720 RPM - 24°)	Inlet	62	70	76	84	90	92	92	86	97

Sound power Lw dB (A)										
Model		63 Hz	125 Hz	250 Hz	500 Hz	1000 Hz	2000 Hz	4000 Hz	8000 Hz	Total
HCFX 125 T4/T8 20/5kW (A3:8) (720 RPM - 22°)	Inlet	63	70	77	86	91	94	93	88	98
HCFX 125 T4/T8 20/5kW (A3:8) (720 RPM - 20°)	Inlet	62	71	78	87	92	95	94	89	99
HCFX 125 T4/T8 28/6,5kW (A3:4) (1420 RPM - 40°)	Inlet	75	82	87	91	93	96	96	89	102
HCFX 125 T4/T8 28/6,5kW (A3:4) (1420 RPM - 38°)	Inlet	74	81	86	91	93	95	96	89	101
HCFX 125 T4/T8 28/6,5kW (A3:4) (1420 RPM - 36°)	Inlet	74	81	86	90	93	95	96	88	101
HCFX 125 T4/T8 28/6,5kW (A3:4) (720 RPM - 40°)	Inlet	59	66	71	75	78	80	80	73	86
HCFX 125 T4/T8 28/6,5kW (A3:4) (720 RPM - 38°)	Inlet	58	65	70	75	77	79	80	73	85
HCFX 125 T4/T8 28/6,5kW (A3:4) (720 RPM - 36°)	Inlet	58	65	70	74	77	79	80	72	85
HCFX 125 T4/T8 28/6,5kW (A3:8) (1420 RPM - 30°)	Inlet	77	83	90	96	101	103	104	97	108
HCFX 125 T4/T8 28/6,5kW (A3:8) (1420 RPM - 28°)	Inlet	78	84	91	97	102	105	105	98	110
HCFX 125 T4/T8 28/6,5kW (A3:8) (1420 RPM - 26°)	Inlet	78	85	91	98	104	106	106	100	111
HCFX 125 T4/T8 28/6,5kW (A3:8) (720 RPM - 30°)	Inlet	62	67	74	80	85	87	88	81	92
HCFX 125 T4/T8 28/6,5kW (A3:8) (720 RPM - 28°)	Inlet	62	68	75	81	86	89	89	82	94
HCFX 125 T4/T8 28/6,5kW (A3:8) (720 RPM - 26°)	Inlet	62	69	75	82	88	90	90	84	95
HCFX 125 T4/T8 37/9,2kW (A3:8) (1420 RPM - 36°)	Inlet	77	83	89	93	96	98	98	91	104
HCFX 125 T4/T8 37/9,2kW (A3:8) (1420 RPM - 34°)	Inlet	77	83	89	94	97	99	100	92	105
HCFX 125 T4/T8 37/9,2kW (A3:8) (1420 RPM - 32°)	Inlet	77	83	89	95	99	102	102	94	107
HCFX 125 T4/T8 37/9,2kW (A3:8) (720 RPM - 36°)	Inlet	61	68	73	77	81	83	82	75	88
HCFX 125 T4/T8 37/9,2kW (A3:8) (720 RPM - 34°)	Inlet	61	68	73	78	81	84	84	76	89
HCFX 125 T4/T8 37/9,2kW (A3:8) (720 RPM - 32°)	Inlet	61	67	73	79	83	86	86	79	91
HCFX 125 T4/T8 44/11kW (A3:8) (1420 RPM - 40°)	Inlet	76	83	88	93	96	98	97	90	103
HCFX 125 T4/T8 44/11kW (A3:8) (1420 RPM - 38°)	Inlet	76	83	88	93	96	98	97	91	104
HCFX 125 T4/T8 44/11kW (A3:8) (720 RPM - 40°)	Inlet	60	67	72	77	80	82	81	74	87

		Sound power Lw dB (A)								
Model		63 Hz	125 Hz	250 Hz	500 Hz	1000 Hz	2000 Hz	4000 Hz	8000 Hz	Total
HCFX 125 T4/T8 44/11kW (A3:8) (720 RPM - 38°)	Inlet	60	67	72	77	80	82	82	75	88