

BOX HBX (ATEX)



ATEX INLINE SOUNDPROOF CABINET AXIAL

MANUFACTURING FEATURES

- BOX: Soundproof galvanised steel box with thermo-acoustic insulation, Bs1d0 fire class. Easy motor access and fan maintenance through removable panels.
- Internal fan coil round frame reinforced with intermediate rib and sparking aluminum ring. Modular design of the motor impeller assembly allows complete versatility in case of any change. Aluminum impeller variable pitch angle. Corrosion-resistant powder coat epoxy resin.
- Asynchronous squirrel cage standard motor, IP-55 protection and rated class F insulation. Standard voltages 230V 50Hz for single phase motors, 230/400V 50 Hz for three phase motors up to 4 Kw and 400/690V 50 Hz for higher powers.
- IP-55 motor.

Accessories



INT



JE-45



SFC

APPLICATIONS

Designed for wall or duct installation, they are suitable for:

- Air renewal in buildings and industries.
- Smoke extraction (max 45-50°C).
- Ventilation in indoor environments classified as ATEX zone 1 with motor EEx_d IIC T5
- Maximum working temperature: 50°C

UNDER REQUEST

- B form or 100% reversible impeller.
- 60 Hz fans and special voltages.
- ATEX classification for other areas.
- Bigger fan sizes.

In compliance with the 94/9/CE Directive of 2014/34/UE. ATEX built. Certified ATEX II2G, II3G or II3D with certified ATEX motor for areas 1 (gas), 2 (gas) or 22 (dust)

Technical data

Three-phase motor / 2 poles

Code	Model	R.P.M.	Rated I. (A) 400V	Rated power kW	Max. Airflow m3/h	Sound db (A)*	Weight	Connect. diagram
2A1404018	BOX HBX 40 T2 1,1kW	2830	2,6	1,10	7.850	61	63	1
2A1404519	BOX HBX 45 T2 1,5kW	2850	3,95	1,50	9.750	66	55	1
2A1404527	BOX HBX 45 T2 2,2kW	2840	5,4	2,20	12.160	66	58	1

Three-phase motor / 4 poles

Code	Model	R.P.M.	Rated I. (A) 400V	Rated power kW	Max. Airflow m3/h	Sound db (A)*	Weight	Connect. diagram
2A1404041	BOX HBX 40 T4 0,25kW	1400	0,84	0,25	4.660	45	59	1
2A1404542	BOX HBX 45 T4 0,37kW	1410	1,2	0,37	6.600	46	47	1
2A1405043	BOX HBX 50 T4 0,55kW	1430	1,75	0,55	8.750	56	51	1
2A1405643	BOX HBX 56 T4 0,55kW	1430	1,75	0,55	8.680	64	54	1
2A1405644	BOX HBX 56 T4 0,75kW	1410	2,1	0,75	10.810	53	55	1
2A1405645	BOX HBX 56 T4 1,1kW	1420	3,3	1,10	12.520	54	59	1
2A1405646	BOX HBX 56 T4 1,5kW	1415	3,8	1,50	14.600	57	61	1
2A1406344	BOX HBX 63 T4 0,75kW	1410	2,1	0,75	12.020	64	59	1
2A1406345	BOX HBX 63 T4 1,1kW	1420	3,3	1,10	14.740	53	63	1
2A1406346	BOX HBX 63 T4 1,5kW	1415	3,8	1,50	16.610	59	65	1
2A1406354	BOX HBX 63 T4 2,2kW	1440	5,8	2,20	18.630	55	74	1
2A1407145	BOX HBX 71 T4 1,1kW	1420	3,3	1,10	16.800	67	79	1
2A1407146	BOX HBX 71 T4 1,5kW	1415	3,8	1,50	19.960	59	81	1
2A1407154	BOX HBX 71 T4 2,2kW	1440	5,8	2,20	23.200	66	91	1
2A1407156	BOX HBX 71 T4 3kW	1420	6,8	3	25.160	59	93	1
2A1408056	BOX HBX 80 T4 3kW	1420	6,8	3	31.090	69	101	1
2A1408059	BOX HBX 80 T4 4kW	1450	9,1	4	34.000	64	106	1

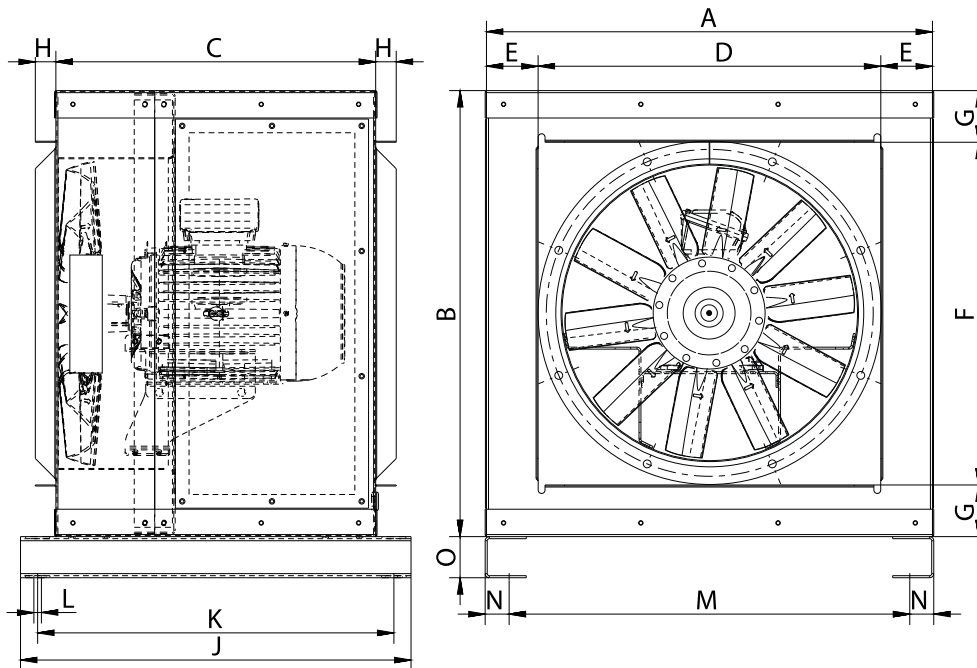
Three-phase motor / 6 poles

Code	Model	R.P.M.	Rated I. (A) 400V	Rated power kW	Max. Airflow m3/h	Sound db (A)*	Weight	Connect. diagram
2A1405069	BOX HBX 50 T6 0,25kW	910	1	0,25	5.960	50	52	1
2A1405669	BOX HBX 56 T6 0,25kW	910	1	0,25	7.700	55	51	1
2A1405670	BOX HBX 56 T6 0,37kW	940	1,4	0,37	8.770	47	54	1
2A1406370	BOX HBX 63 T6 0,37kW	940	1,4	0,37	10.760	52	58	1

Code	Model	R.P.M.	Rated I. (A) 400V	Rated power kW	Max. Airflow m3/h	Sound db (A)*	Weight	Connect. diagram
2A1406371	BOX HBX 63 T6 0,55kW	930	2	0,55	12.050	48	59	1
2A1407172	BOX HBX 71 T6 0,75kW	930	2,2	0,75	16.250	50	79	1
2A1408072	BOX HBX 80 T6 0,75kW	930	2,2	0,75	18.300	58	87	1
2A1408073	BOX HBX 80 T6 1,1kW	910	3,2	1,10	20.550	60	89	1
2A1408074	BOX HBX 80 T6 1,5kW	940	4	1,50	22.970	55	99	1
2A1408078	BOX HBX 80 T6 2,2kW	930	5,2	2,20	25.190	54	102	1

Notes:
 * Total sound pressure level at the point of maximum flow measured in dB(A) in the suction measured in free field at a distance of 6m from the source

Dimensions



Model	A	B	C	D	E	F	G	H	J
BOX HBX 40 T2 1,1kW	651	651	467	500	75	500	75	30	570
BOX HBX 40 T4 0,25kW	651	651	467	500	75	500	75	30	570
BOX HBX 45 T2 1,5kW	651	651	467	500	75	500	75	30	570
BOX HBX 45 T2 2,2kW	651	651	467	500	75	500	75	30	570
BOX HBX 45 T4 0,37kW	651	651	467	500	75	500	75	30	570
BOX HBX 50 T4 0,55kW	651	651	467	500	75	500	75	30	570
BOX HBX 50 T6 0,25kW	651	651	467	500	75	500	75	30	570
BOX HBX 56 T4 0,55kW	781,5	781,5	542	630	76	630	76	30	665
BOX HBX 56 T4 0,75kW	781,5	781,5	542	630	76	630	76	30	665
BOX HBX 56 T4 1,1kW	781,5	781,5	542	630	76	630	76	30	665
BOX HBX 56 T4 1,5kW	781,5	781,5	542	630	76	630	76	30	665
BOX HBX 56 T6 0,25kW	781,5	781,5	542	630	76	630	76	30	665
BOX HBX 56 T6 0,37kW	781,5	781,5	542	630	76	630	76	30	665
BOX HBX 63 T4 0,75kW	781,5	781,5	542	630	76	630	76	30	665
BOX HBX 63 T4 1,1kW	781,5	781,5	542	630	76	630	76	30	665
BOX HBX 63 T4 1,5kW	781,5	781,5	542	630	76	630	76	30	665
BOX HBX 63 T4 2,2kW	781,5	781,5	542	630	76	630	76	30	665
BOX HBX 63 T6 0,37kW	781,5	781,5	542	630	76	630	76	30	665
BOX HBX 63 T6 0,55kW	781,5	781,5	542	630	76	630	76	30	665
BOX HBX 71 T4 1,1kW	951,5	951,5	597	800	76	800	76	30	705
BOX HBX 71 T4 1,5kW	951,5	951,5	597	800	76	800	76	30	705

Model	A	B	C	D	E	F	G	H	J
BOX HBX 71 T4 2,2kW	951,5	951,5	597	800	76	800	76	30	705
BOX HBX 71 T4 3kW	951,5	951,5	597	800	76	800	76	30	705
BOX HBX 71 T6 0,75kW	951,5	951,5	597	800	76	800	76	30	705
BOX HBX 80 T4 3kW	951,5	951,5	597	800	76	800	76	30	705
BOX HBX 80 T4 4kW	951,5	951,5	597	800	76	800	76	30	705
BOX HBX 80 T6 0,75kW	951,5	951,5	597	800	76	800	76	30	705
BOX HBX 80 T6 1,1kW	951,5	951,5	597	800	76	800	76	30	705
BOX HBX 80 T6 1,5kW	951,5	951,5	597	800	76	800	76	30	705
BOX HBX 80 T6 2,2kW	951,5	951,5	597	800	76	800	76	30	705

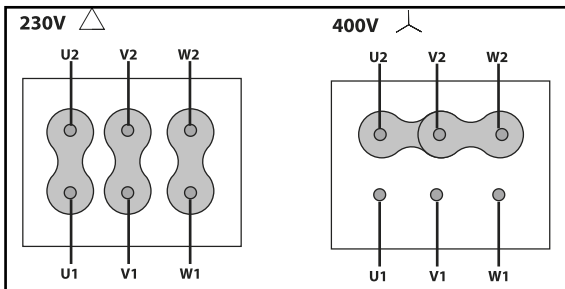
Model	K	L	M	N	O
BOX HBX 40 T2 1,1kW	520	11	585	35	60
BOX HBX 40 T4 0,25kW	520	11	585	35	60
BOX HBX 45 T2 1,5kW	520	11	585	35	60
BOX HBX 45 T2 2,2kW	520	11	585	35	60
BOX HBX 45 T4 0,37kW	520	11	585	35	60
BOX HBX 50 T4 0,55kW	520	11	585	35	60
BOX HBX 50 T6 0,25kW	520	11	585	35	60
BOX HBX 56 T4 0,55kW	610	11	715	35	60
BOX HBX 56 T4 0,75kW	610	11	715	35	60
BOX HBX 56 T4 1,1kW	610	11	715	35	60
BOX HBX 56 T4 1,5kW	610	11	715	35	60
BOX HBX 56 T6 0,25kW	610	11	715	35	60
BOX HBX 56 T6 0,37kW	610	11	715	35	60
BOX HBX 63 T4 0,75kW	610	11	715	35	60
BOX HBX 63 T4 1,1kW	610	11	715	35	60
BOX HBX 63 T4 1,5kW	610	11	715	35	60
BOX HBX 63 T4 2,2kW	610	11	715	35	60
BOX HBX 63 T6 0,37kW	610	11	715	35	60
BOX HBX 63 T6 0,55kW	610	11	715	35	60
BOX HBX 71 T4 1,1kW	650	11	885	35	60
BOX HBX 71 T4 1,5kW	650	11	885	35	60
BOX HBX 71 T4 2,2kW	650	11	885	35	60
BOX HBX 71 T4 3kW	650	11	885	35	60
BOX HBX 71 T6 0,75kW	650	11	885	35	60
BOX HBX 80 T4 3kW	650	11	885	35	60
BOX HBX 80 T4 4kW	650	11	885	35	60
BOX HBX 80 T6 0,75kW	650	11	885	35	60
BOX HBX 80 T6 1,1kW	650	11	885	35	60
BOX HBX 80 T6 1,5kW	650	11	885	35	60

Model	K	L	M	N	O
BOX HBX 80 T6 2,2kW	650	11	885	35	60

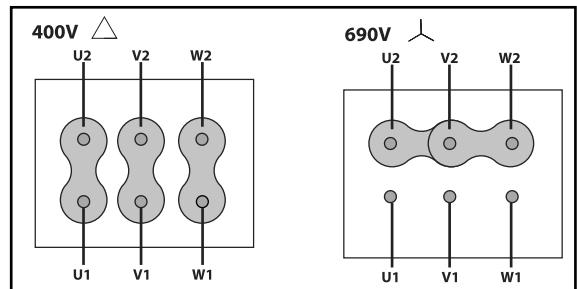
Wiring diagram

DIAGRAM Nº 1

230/400V



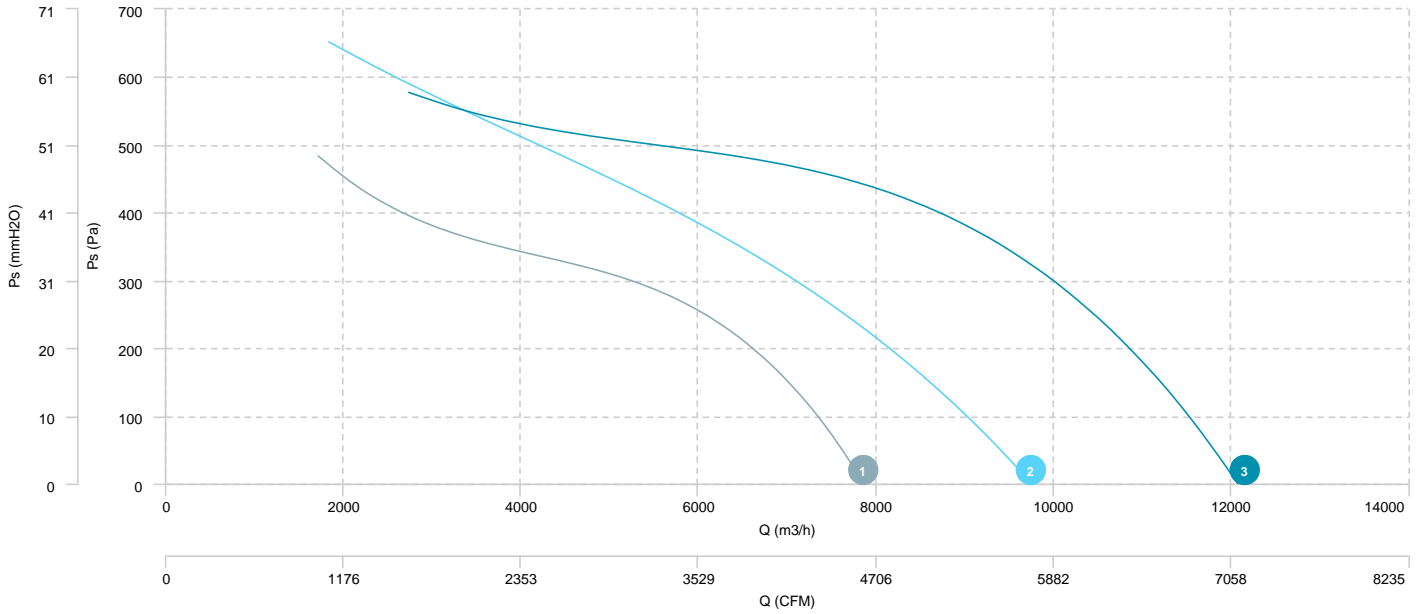
400/690V



CHARACTERISCTIC CURVE

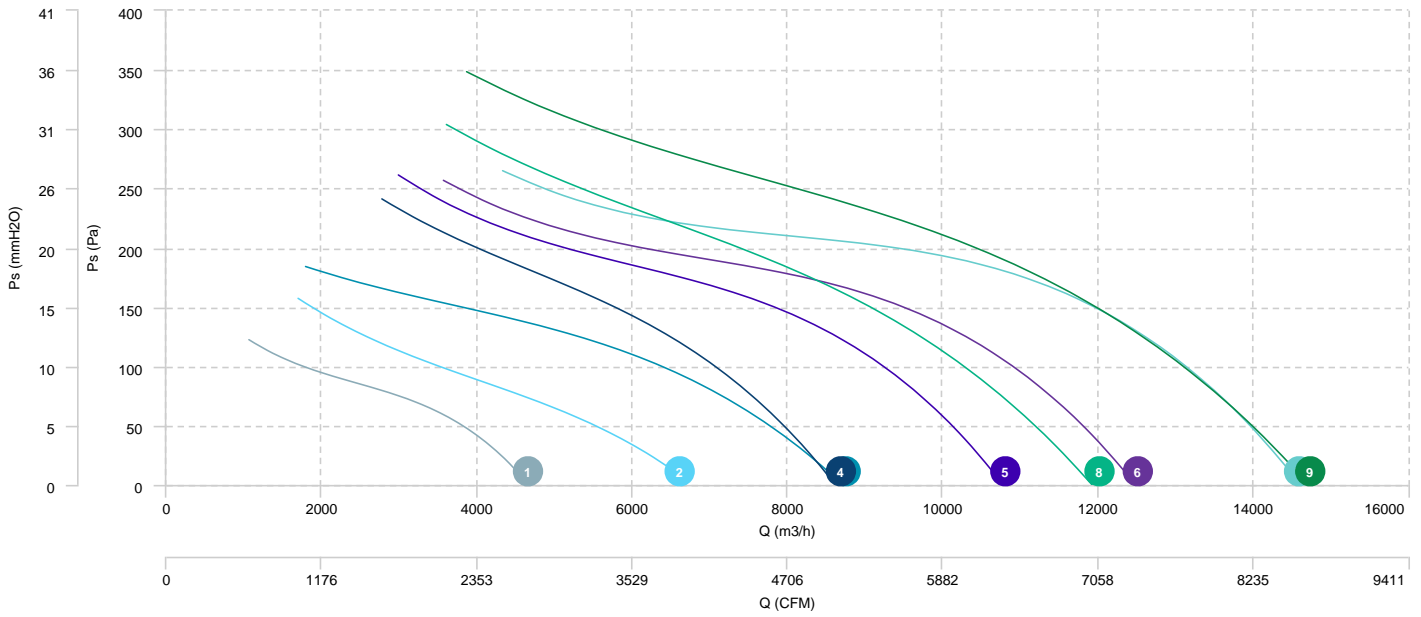
- 1 BOX HBX 40 T2 1,1kW
- 2 BOX HBX 45 T2 1,5kW
- 3 BOX HBX 45 T2 2,2kW

AIR FLOW - PRESSURE



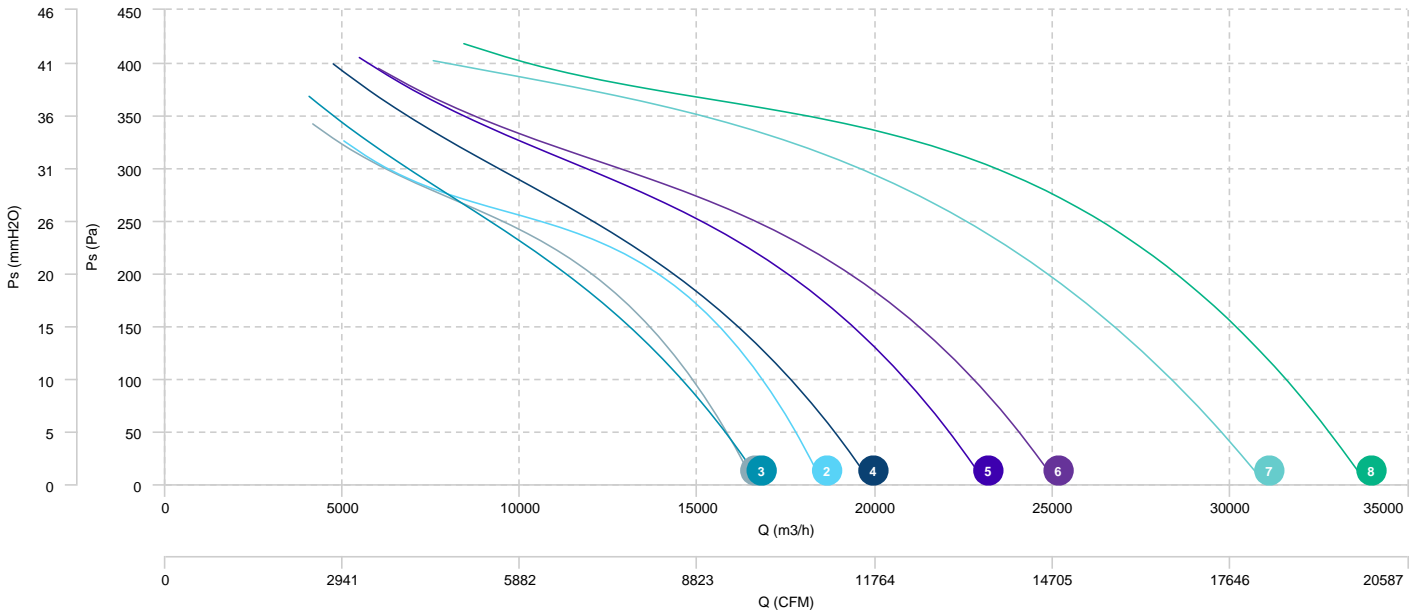
1	BOX HBX 40 T4 0,25kW	2	BOX HBX 45 T4 0,37kW	3	BOX HBX 50 T4 0,55kW	4	BOX HBX 56 T4 0,55kW
5	BOX HBX 56 T4 0,75kW	6	BOX HBX 56 T4 1,1kW	7	BOX HBX 56 T4 1,5kW	8	BOX HBX 63 T4 0,75kW
9	BOX HBX 63 T4 1,1kW						

AIR FLOW - PRESSURE



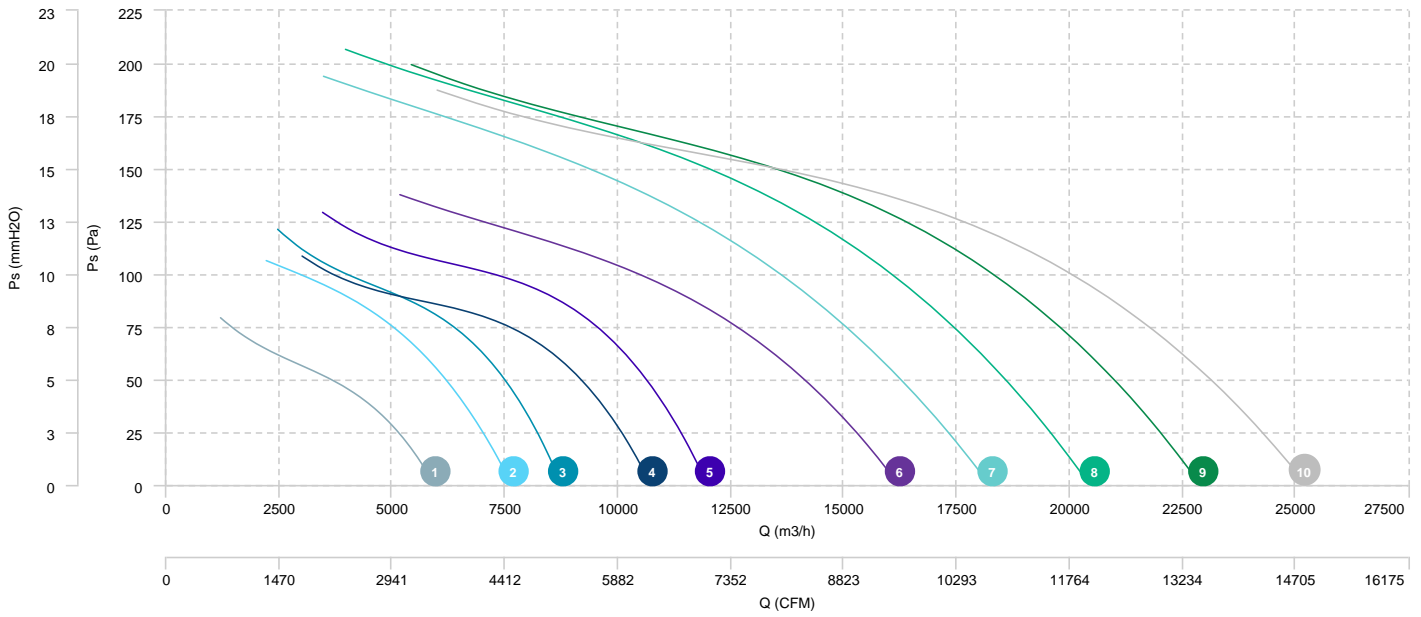
1	BOX HBX 63 T4 1,5kW	2	BOX HBX 63 T4 2,2kW	3	BOX HBX 71 T4 1,1kW	4	BOX HBX 71 T4 1,5kW
5	BOX HBX 71 T4 2,2kW	6	BOX HBX 71 T4 3kW	7	BOX HBX 80 T4 3kW	8	BOX HBX 80 T4 4kW

AIR FLOW - PRESSURE



1	BOX HBX 50 T6 0,25kW	2	BOX HBX 56 T6 0,25kW	3	BOX HBX 56 T6 0,37kW	4	BOX HBX 63 T6 0,37kW
5	BOX HBX 63 T6 0,55kW	6	BOX HBX 71 T6 0,75kW	7	BOX HBX 80 T6 0,75kW	8	BOX HBX 80 T6 1,1kW
9	BOX HBX 80 T6 1,5kW	10	BOX HBX 80 T6 2,2kW				

AIR FLOW - PRESSURE



Sound data

Sound / 2 poles

Sound power Lw dB (A)										
Model		63 Hz	125 Hz	250 Hz	500 Hz	1000 Hz	2000 Hz	4000 Hz	8000 Hz	Total
BOX HBX 40 T2 1,1kW	Inlet	54	66	72	78	81	82	82	76	87
BOX HBX 45 T2 1,5kW	Inlet	60	70	77	84	88	87	87	81	92
BOX HBX 45 T2 2,2kW	Inlet	60	71	80	85	85	84	84	78	92

Sound / 4 poles

Sound power Lw dB (A)										
Model		63 Hz	125 Hz	250 Hz	500 Hz	1000 Hz	2000 Hz	4000 Hz	8000 Hz	Total
BOX HBX 40 T4 0,25kW	Inlet	41	50	57	62	65	66	66	60	71
BOX HBX 45 T4 0,37kW	Inlet	43	51	57	62	65	65	66	60	72
BOX HBX 50 T4 0,55kW	Inlet	55	62	67	71	72	72	71	65	82
BOX HBX 56 T4 0,55kW	Inlet	55	68	79	85	84	78	76	67	90
BOX HBX 56 T4 0,75kW	Inlet	49	58	65	70	73	73	74	67	79
BOX HBX 56 T4 1,1kW	Inlet	52	58	66	71	74	73	74	67	80
BOX HBX 56 T4 1,5kW	Inlet	56	63	69	73	75	74	75	67	83
BOX HBX 63 T4 0,75kW	Inlet	53	62	79	86	85	80	78	70	90
BOX HBX 63 T4 1,1kW	Inlet	49	56	61	69	74	73	76	68	79
BOX HBX 63 T4 1,5kW	Inlet	55	64	72	77	78	77	78	70	85
BOX HBX 63 T4 2,2kW	Inlet	52	59	65	72	75	75	77	69	81
BOX HBX 71 T4 1,1kW	Inlet	56	66	82	89	87	83	81	73	93
BOX HBX 71 T4 1,5kW	Inlet	56	61	69	76	80	79	80	71	85
BOX HBX 71 T4 2,2kW	Inlet	61	72	81	84	83	81	81	73	92
BOX HBX 71 T4 3kW	Inlet	56	63	68	76	78	78	80	71	85
BOX HBX 80 T4 3kW	Inlet	62	73	81	90	88	86	86	78	95
BOX HBX 80 T4 4kW	Inlet	62	69	75	80	82	82	83	75	90

Sound / 6 poles

Sound power Lw dB (A)										
Model		63 Hz	125 Hz	250 Hz	500 Hz	1000 Hz	2000 Hz	4000 Hz	8000 Hz	Total
BOX HBX 50 T6 0,25kW	Inlet	50	57	62	64	65	64	63	57	76
BOX HBX 56 T6 0,25kW	Inlet	52	62	70	72	72	70	68	60	81
BOX HBX 56 T6 0,37kW	Inlet	44	53	58	63	66	66	67	58	73
BOX HBX 63 T6 0,37kW	Inlet	48	56	66	72	71	70	70	63	78
BOX HBX 63 T6 0,55kW	Inlet	45	54	60	64	68	67	67	61	74

Sound power Lw dB (A)

Model		63 Hz	125 Hz	250 Hz	500 Hz	1000 Hz	2000 Hz	4000 Hz	8000 Hz	Total
BOX HBX 71 T6 0,75kW	Inlet	47	54	60	67	69	69	71	62	76
BOX HBX 80 T6 0,75kW	Inlet	50	62	68	76	81	79	79	70	84
BOX HBX 80 T6 1,1kW	Inlet	53	65	72	81	79	77	77	69	86
BOX HBX 80 T6 1,5kW	Inlet	53	60	66	71	73	73	74	66	81
BOX HBX 80 T6 2,2kW	Inlet	52	59	65	68	71	73	72	66	80