

BOX HB



AXIAL IN SOUNDPROOF CABINET

MANUFACTURING FEATURES:

- **BOX:** Soundproof galvanised steel box with thermo-acoustic insulation, Bs1d0 fire class. Easy motor access and fan maintenance through removable panels. Inside fan:
- **HB :** Axial fan, circular reinforced frame from size 45 to 80. For larger sizes uses from 90 to 125 we use model HC . Motor-impeller assembly through a modular system. Variable pitch angle polyamide impeller reinforced with fibreglass. Epoxy powder finishing coat.
- **HBA :** Axial fan with the same construction features than HB but with aluminium impeller from size 45 to 80. For larger sizes uses from 90 to 125 is HCA . Motor-impeller assembly through a modular system.
- Squirrel cage asynchronous standard motor, IP-55 protection and rated class F insulation. Standard voltages 230V 50Hz for single phase motors, 230/400V 50Hz for three phase motors up to 4kW and 400/690V 50Hz for higher powers.

APPLICATIONS:

- Designed for wall or duct installation, they are suitable for:
- Air renewal in buildings and industries.
 - Smoke extraction (max 45-50°C).
 - Maximum working temperature: 1ph 50°C, 3ph 60°C.

AVAILABLE ON REQUEST:

- Reversible impeller.
- B form impeller (airflow from impeller to motor)
- 60Hz fans and special voltages.

Accessories



CPM



FILTRO
EMC



INT



JE-45



SFC

Technical data

Single-phase motor / 4 poles

Code	Model	R.P.M.	Rated I. (A) 230V	Rated power kW	Max. Airflow m3/h	Sound db (A)*	Weight	Connect. diagram
26340306__P	BOX HB 40 M4 0,25kW (A0:6)	1400	1,93	0,25	4.690	48	39	1
26345306__P	BOX HB 45 M4 0,37kW (A0:6)	1400	2,82	0,37	6.605	50	42	1
26350306__P	BOX HB 50 M4 0,55kW (A0:6)	1400	3,98	0,55	9.320	49	48	1
26357356__P	BOX HB 56 M4 0,37kW (A5:6)	1400	2,82	0,37	7.230	55	71	1
26358326__P	BOX HB 56 M4 0,55kW (A2:6)	1400	3,98	0,55	8.290	53	73	1
26358356__P	BOX HB 56 M4 0,55kW (A5:6)	1400	3,98	0,55	8.680	55	73	1

Single-phase motor / 6 poles

Code	Model	R.P.M.	Rated I. (A) 230V	Rated power kW	Max. Airflow m3/h	Sound db (A)*	Weight	Connect. diagram
26343306__P	BOX HB 40 M6 0,04kW (A0:6)	920	0,6	0,04	2.760	33	35	1
26349306__P	BOX HB 45 M6 0,13kW (A0:6)	920	1,3	0,13	4.710	38	39	1
26352306__P	BOX HB 50 M6 0,13kW (A0:6)	920	1,3	0,13	6.040	40	46	1
26356326__P	BOX HB 56 M6 0,25kW (A2:6)	870	2,42	0,25	7.710	42	71	1
26356356__P	BOX HB 56 M6 0,25kW (A5:6)	870	2,42	0,25	7.700	44	71	1
26357326__P	BOX HB 56 M6 0,37kW (A2:6)	890	2,9	0,37	9.000	43	71	1
26357356__P	BOX HB 56 M6 0,37kW (A5:6)	890	2,9	0,37	8.770	44	71	1
26363356__P	BOX HB 63 M6 0,37kW (A5:6)	890	2,9	0,37	10.760	46	73	1
26362329__P	BOX HB 63 M6 0,55kW (A2:9)	890	3,9	0,55	11.900	46	78	1
26362356__P	BOX HB 63 M6 0,55kW (A5:6)	890	3,9	0,55	12.050	46	74	1
26371326__P	BOX HB 71 M6 0,55kW (A2:6)	890	3,9	0,55	15.500	46	86	1
26371329__P	BOX HB 71 M6 0,55kW (A2:9)	890	3,9	0,55	12.700	50	86	1

Three-phase motor / 2 poles

Code	Model	R.P.M.	Rated I. (A) 400V	Rated power kW	Max. Airflow m3/h	Sound db (A)*	Weight	Connect. diagram
26342606__P	BOX HB 40 T2 1,1kW (A0:6)	2800	2,33	1,10	7.850	58	45	2
26346606__P	BOX HB 45 T2 1,5kW (A0:6)	2800	3,14	1,50	9.560	65	50	2
26348606__P	BOX HB 45 T2 2,2kW (A0:6)	2800	4,58	2,20	12.161,50	60	53	2

Three-phase motor / 4 poles

Code	Model	R.P.M.	Rated I. (A) 400V	Rated power kW	Max. Airflow m3/h	Sound db (A)*	Weight	Connect. diagram
26340606__P	BOX HB 40 T4 0,25kW (A0:6)	1400	0,79	0,25	4.690	48	39	2
26347606__P	BOX HB 45 T4 0,55kW (A0:6)	1400	1,49	0,55	7.260	47	42	2
26350606__P	BOX HB 50 T4 0,55kW (A0:6)	1400	1,49	0,55	9.320	49	48	2
26357656__P	BOX HB 56 T4 0,37kW (A5:6)	1400	1,07	0,37	7.230	55	71	2
26358626__P	BOX HB 56 T4 0,55kW (A2:6)	1400	1,49	0,55	8.290	53	73	2
26358629__P	BOX HB 56 T4 0,55kW (A2:9)	1400	1,49	0,55	6.590	53	76	2
26358656__P	BOX HB 56 T4 0,55kW (A5:6)	1400	1,49	0,55	8.680	55	73	2
26359626__P	BOX HB 56 T4 0,75kW (A2:6)	1390	1,63	0,75	10.500	51	74	2
26359629__P	BOX HB 56 T4 0,75kW (A2:9)	1390	1,63	0,75	8.170	53	75	2
26359656__P	BOX HB 56 T4 0,75kW (A5:6)	1390	1,63	0,75	10.810	54	74	2
26360626__P	BOX HB 56 T4 1,1kW (A2:6)	1400	2,49	1,10	12.900	51	75	2
26360629__P	BOX HB 56 T4 1,1kW (A2:9)	1400	2,49	1,10	11.700	54	78	2
26360656__P	BOX HB 56 T4 1,1kW (A5:6)	1400	2,49	1,10	12.520	53	75	2
26361626__P	BOX HB 56 T4 1,5kW (A2:6)	1400	3,26	1,50	13.900	53	78	2
26361629__P	BOX HB 56 T4 1,5kW (A2:9)	1400	3,26	1,50	13.600	54	80	2
26361656__P	BOX HB 56 T4 1,5kW (A5:6)	1400	3,26	1,50	13.560	54	77	2
26364626__P	BOX HB 63 T4 0,55kW (A2:6)	1400	1,49	0,55	9.020	51	74	2
26365626__P	BOX HB 63 T4 0,75kW (A2:6)	1390	1,63	0,75	11.400	54	75	2
26365629__P	BOX HB 63 T4 0,75kW (A2:9)	1390	1,63	0,75	9.120	56	79	2
26365656__P	BOX HB 63 T4 0,75kW (A5:6)	1390	1,63	0,75	12.020	57	75	2
26366626__P	BOX HB 63 T4 1,1kW (A2:6)	1400	2,49	1,10	15.000	53	79	2
26366629__P	BOX HB 63 T4 1,1kW (A2:9)	1400	2,49	1,10	11.700	56	83	2
26366656__P	BOX HB 63 T4 1,1kW (A5:6)	1400	2,49	1,10	14.740	58	79	2
26367626__P	BOX HB 63 T4 1,5kW (A2:6)	1400	3,26	1,50	18.300	53	81	2
26367629__P	BOX HB 63 T4 1,5kW (A2:9)	1400	3,26	1,50	15.700	56	85	2
26367656__P	BOX HB 63 T4 1,5kW (A5:6)	1400	3,26	1,50	16.610	54	81	2
26368626__P	BOX HB 63 T4 2,2kW (A2:6)	1430	4,64	2,20	20.100	54	82	2
26368629__P	BOX HB 63 T4 2,2kW (A2:9)	1430	4,64	2,20	20.300	57	86	2
26368656__P	BOX HB 63 T4 2,2kW (A5:6)	1430	4,64	2,20	18.630	55	82	2
26369629__P	BOX HB 63 T4 3kW (A2:9)	1430	6,17	3	21.800	57	87	2
26372626__P	BOX HB 71 T4 0,75kW (A2:6)	1390	1,63	0,75	12.000	60	90	2
26372656__P	BOX HB 71 T4 0,75kW (A5:6)	1390	1,63	0,75	13.630	62	91	2
26373626__P	BOX HB 71 T4 1,1kW (A2:6)	1400	2,49	1,10	15.500	59	93	2
26373629__P	BOX HB 71 T4 1,1kW (A2:9)	1400	2,49	1,10	12.100	62	95	2
26373656__P	BOX HB 71 T4 1,1kW (A5:6)	1400	2,49	1,10	16.800	61	93	2
26374626__P	BOX HB 71 T4 1,5kW (A2:6)	1400	3,26	1,50	20.800	57	95	2
26374629__P	BOX HB 71 T4 1,5kW (A2:9)	1400	3,26	1,50	15.700	61	97	2

Code	Model	R.P.M.	Rated I. (A) 400V	Rated power kW	Max. Airflow m3/h	Sound db (A)*	Weight	Connect. diagram
26374656__P	BOX HB 71 T4 1,5kW (A5:6)	1400	3,26	1,50	19.960	60	95	2
26375626__P	BOX HB 71 T4 2,2kW (A2:6)	1430	4,64	2,20	25.300	56	100	2
26375629__P	BOX HB 71 T4 2,2kW (A2:9)	1430	4,64	2,20	21.600	60	101	2
26375656__P	BOX HB 71 T4 2,2kW (A5:6)	1430	4,64	2,20	23.200	58	100	2
26376626__P	BOX HB 71 T4 3kW (A2:6)	1430	6,17	3	27.900	57	102	2
26376629__P	BOX HB 71 T4 3kW (A2:9)	1430	6,17	3	25.300	60	104	2
26376656__P	BOX HB 71 T4 3kW (A5:6)	1430	6,17	3	25.160	60	102	2
26381626__P	BOX HB 80 T4 1,1KW (A2:6)	1400	2,49	1,10	15.400	60	95	2
26382626__P	BOX HB 80 T4 1,5KW (A2:6)	1400	3,26	1,50	20.300	60	99	2
26382629__P	BOX HB 80 T4 1,5KW (A2:9)	1400	3,26	1,50	16.200	68	100	2
26383626__P	BOX HB 80 T4 2,2kW (A2:6)	1430	4,64	2,20	27.900	60	108	2
26383629__P	BOX HB 80 T4 2,2kW (A2:9)	1430	4,64	2,20	21.200	66	111	2
26384626__P	BOX HB 80 T4 3kW (A2:6)	1430	6,17	3	32.500	59	112	2
26384629__P	BOX HB 80 T4 3kW (A2:9)	1430	6,17	3	26.400	64	115	2
26384656__P	BOX HB 80 T4 3kW (A5:6)	1430	6,17	3	31.090	60	112	2
26385626__P	BOX HB 80 T4 4kW (A2:6)	1440	8,32	4	36.100	59	123	2
26385629__P	BOX HB 80 T4 4kW (A2:9)	1440	8,32	4	31.900	63	125	2
26385656__P	BOX HB 80 T4 4kW (A5:6)	1440	8,32	4	34.000	61	123	2
26386626__P	BOX HB 80 T4 5,5kW (A2:6)	1440	10,5	5,50	39.000	59	125	2
26386629__P	BOX HB 80 T4 5,5kW (A2:9)	1440	10,5	5,50	38.200	62	128	2
26393663__P	BOX HB 90 T4 3kW (A6:3)	1430	6,17	3	30.700	58	154	2
26394663__P	BOX HB 90 T4 4kW (A6:3)	1440	8,32	4	37.700	61	165	2
26395663__P	BOX HB 90 T4 5,5kW (A6:3)	1440	10,5	5,50	41.400	64	169	2
26395666__P	BOX HB 90 T4 5,5kW (A6:6)	1440	10,5	5,50	33.400	68	173	2
26396663__P	BOX HB 90 T4 7,5kW (A6:3)	1440	14,1	7,50	45.700	65	181	2
26396666__P	BOX HB 90 T4 7,5kW (A6:6)	1440	14,1	7,50	40.800	69	186	2
26397663__P	BOX HB 90 T4 11kW (A6:3)	1460	21,2	11	49.700	67	222	2
26397666__P	BOX HB 90 T4 11kW (A6:6)	1460	21,2	11	48.700	66	226	2
26398666__P	BOX HB 90 T4 15kW (A6:6)	1460	29,8	15	56.500	66	246	2
26314663__P	BOX HB 100 T4 5,5kW (A6:3)	1440	10,5	5,50	48.700	65	198	2
26315663__P	BOX HB 100 T4 7,5kW (A6:3)	1440	14,1	7,50	55.500	65	212	2
26315666__P	BOX HB 100 T4 7,5kW (A6:6)	1440	14,1	7,50	44.200	73	215	2
26316663__P	BOX HB 100 T4 11kW (A6:3)	1460	21,2	11	63.000	66	252	2
26316666__P	BOX HB 100 T4 11kW (A6:6)	1460	21,2	11	56.200	73	257	2
26317663__P	BOX HB 100 T4 15kW (A6:3)	1460	29,8	15	67.100	68	278	2
26317666__P	BOX HB 100 T4 15kW (A6:6)	1460	29,8	15	63.500	72	281	2
26318666__P	BOX HB 100 T4 18,5kW (A6:6)	1465	35,6	18,50	71.200	70	321	2
26319666__P	BOX HB 100 T4 22kW (A6:6)	1470	40,1	22	78.300	70	330	2
26323663__P	BOX HB 112 T4 5,5kW (A6:3)	1440	10,5	5,50	52.700	70	245	2

Code	Model	R.P.M.	Rated I. (A) 400V	Rated power kW	Max. Airflow m3/h	Sound db (A)*	Weight	Connect. diagram
26324663__P	BOX HB 112 T4 7,5kW (A6:3)	1440	14,1	7,50	63.400	71	255	2
26325663__P	BOX HB 112 T4 11kW (A6:3)	1460	21,2	11	72.600	70	292	2
26325666__P	BOX HB 112 T4 11kW (A6:6)	1460	21,2	11	55.700	75	298	2
26326663__P	BOX HB 112 T4 15kW (A6:3)	1460	29,8	15	83.600	70	313	2
26326666__P	BOX HB 112 T4 15kW (A6:6)	1460	29,8	15	72.700	74	318	2
26327663__P	BOX HB 112 T4 18,5kW (A6:3)	1465	35,6	18,50	87.300	71	350	2
26327666__P	BOX HB 112 T4 18,5kW (A6:6)	1465	35,6	18,50	77.900	74	355	2
26328663__P	BOX HB 112 T4 22kW (A6:3)	1470	40,1	22	89.800	71	351	2
26328666__P	BOX HB 112 T4 22kW (A6:6)	1470	40,1	22	88.400	72	356	2
26329666__P	BOX HB 112 T4 30kW (A6:6)	1475	56,3	30	104.000	73	402	2
27306674__P	BOX HB 125 T4 11kW (A7:4)	1460	21,2	11	71.400	80	342	2
27307674__P	BOX HB 125 T4 15kW (A7:4)	1460	29,8	15	85.800	77	365	2
27307678__P	BOX HB 125 T4 15kW (A7:8)	1460	29,8	15	66.300	86	370	2
27308674__P	BOX HB 125 T4 18,5kW (A7:4)	1465	35,6	18,50	99.200	73	410	2
27308678__P	BOX HB 125 T4 18,5kW (A7:8)	1465	35,6	18,50	73.800	84	413	2
27309674__P	BOX HB 125 T4 22kW (A7:4)	1470	40,1	22	105.000	72	407	2
27309678__P	BOX HB 125 T4 22kW (A7:8)	1470	40,1	22	81.800	83	414	2
27310674__P	BOX HB 125 T4 30kW (A7:4)	1475	56,3	30	117.000	72	458	2
27310678__P	BOX HB 125 T4 30kW (A7:8)	1475	56,3	30	99.200	81	465	2
27311674__P	BOX HB 125 T4 37kW (A7:4)	1475	69,2	37	127.000	73	543	2
27312678__P	BOX HB 125 T4 37kW (A7:8)	1475	69,2	37	114.000	77	590	2
27312678__P	BOX HB 125 T4 45kW (A7:8)	1475	80,7	45	129.000	76	590	2

Three-phase motor / 6 poles

Code	Model	R.P.M.	Rated I. (A) 400V	Rated power kW	Max. Airflow m3/h	Sound db (A)*	Weight	Connect. diagram
26344606__P	BOX HB 40 T6 0,12kW (A0:6)	850	0,62	0,12	2.760	33	40	2
26349606__P	BOX HB 45 T6 0,13kW (A0:6)	920	0,41	0,13	4.710	38	44	2
26352606__P	BOX HB 50 T6 0,13kW (A0:6)	920	0,41	0,13	6.040	40	46	2
26356656__P	BOX HB 56 T6 0,25kW (A5:6)	900	0,92	0,25	7.700	44	71	2
26357656__P	BOX HB 56 T6 0,37kW (A5:6)	900	1,27	0,37	8.770	44	71	2
26354626__P	BOX HB 56 T6 0,55kW (A2:6)	900	1,8	0,55	9.000	42	71	2
26354629__P	BOX HB 56 T6 0,55kW (A2:9)	900	1,8	0,55	9.510	44	75	2
26363656__P	BOX HB 63 T6 0,37kW (A5:6)	900	1,27	0,37	10.760	46	73	2
26362626__P	BOX HB 63 T6 0,55kW (A2:6)	900	1,8	0,55	13.000	42	75	2
26362629__P	BOX HB 63 T6 0,55kW (A2:9)	900	1,8	0,55	11.900	46	78	2
26362656__P	BOX HB 63 T6 0,55kW (A5:6)	900	1,8	0,55	12.050	46	74	2

Code	Model	R.P.M.	Rated I. (A) 400V	Rated power kW	Max. Airflow m3/h	Sound db (A)*	Weight	Connect. diagram
26365629__P	BOX HB 63 T6 0,75kW (A2:9)	910	1,95	0,75	14.100	47	79	2
26371626__P	BOX HB 71 T6 0,55kW (A2:6)	900	1,8	0,55	15.500	46	86	2
26371629__P	BOX HB 71 T6 0,55kW (A2:9)	900	1,8	0,55	12.700	50	88	2
26372626__P	BOX HB 71 T6 0,75kW (A2:6)	910	1,95	0,75	18.100	48	86	2
26372629__P	BOX HB 71 T6 0,75kW (A2:9)	910	1,95	0,75	16.400	50	88	2
26372656__P	BOX HB 71 T6 0,75kW (A5:6)	910	1,95	0,75	16.250	50	87	2
26373629__P	BOX HB 71 T6 1,1kW (A2:9)	910	2,78	1,10	19.600	49	91	2
26380626__P	BOX HB 80 T6 0,75kW (A2:6)	910	1,95	0,75	19.500	50	102	2
26380629__P	BOX HB 80 T6 0,75kW (A2:9)	910	1,95	0,75	17.100	55	104	2
26380656__P	BOX HB 80 T6 0,75kW (A5:6)	910	1,95	0,75	18.300	56	102	2
26381626__P	BOX HB 80 T6 1,1kW (A2:6)	910	2,78	1,10	23.400	49	104	2
26381629__P	BOX HB 80 T6 1,1kW (A2:9)	910	2,78	1,10	20.700	53	107	2
26381656__P	BOX HB 80 T6 1,1kW (A5:6)	910	2,78	1,10	20.550	52	104	2
26382626__P	BOX HB 80 T6 1,5kW (A2:6)	940	3,71	1,50	25.300	50	106	2
26382629__P	BOX HB 80 T6 1,5kW (A2:9)	940	3,71	1,50	24.800	52	108	2
26382656__P	BOX HB 80 T6 1,5kW (A5:6)	940	3,71	1,50	22.970	52	105	2
26383629__P	BOX HB 80 T6 2,2kW (A2:9)	940	5,94	2,20	27.100	52	109	2
26383656__P	BOX HB 80 T6 2,2kW (A5:6)	940	5,94	2,20	25.190	53	107	2
26391663__P	BOX HB 90 T6 1,5kW (A6:3)	940	3,71	1,50	26.800	49	145	2
26391666__P	BOX HB 90 T6 1,5kW (A6:6)	940	3,71	1,50	23.500	59	148	2
26392663__P	BOX HB 90 T6 2,2kW (A6:3)	940	5,94	2,20	31.100	56	150	2
26392666__P	BOX HB 90 T6 2,2kW (A6:6)	940	5,94	2,20	28.100	60	153	2
26393663__P	BOX HB 90 T6 3kW (A6:3)	960	7,3	3	32.200	58	167	2
26393666__P	BOX HB 90 T6 3kW (A6:6)	960	7,3	3	33.400	57	171	2
26394666__P	BOX HB 90 T6 4kW (A6:6)	960	9,46	4	36.600	57	177	2
26310663__P	BOX HB 100 T6 1,5kW (A6:3)	940	3,71	1,50	31.500	56	178	2
26311663__P	BOX HB 100 T6 2,2kW (A6:3)	940	5,94	2,20	37.900	55	180	2
26311666__P	BOX HB 100 T6 2,2kW (A6:6)	940	5,94	2,20	31.300	63	186	2
26312663__P	BOX HB 100 T6 3kW (A6:3)	960	7,3	3	40.800	57	197	2
26312666__P	BOX HB 100 T6 3kW (A6:6)	960	7,3	3	36.400	63	204	2
26313663__P	BOX HB 100 T6 4kW (A6:3)	960	9,46	4	43.500	59	207	2
26313666__P	BOX HB 100 T6 4kW (A6:6)	960	9,46	4	41.100	62	210	2
26314666__P	BOX HB 100 T6 5,5kW (A6:6)	960	12,8	5,50	48.700	60	214	2
26315666__P	BOX HB 100 T6 7,5kW (A6:6)	965	15,2	7,50	50.700	62	240	2
26320663__P	BOX HB 112 T6 2,2kW (A6:3)	940	5,94	2,20	41.000	60	229	2
26320666__P	BOX HB 112 T6 2,2kW (A6:6)	940	5,94	2,20	32.500	66	230	2
26321663__P	BOX HB 112 T6 3kW (A6:3)	960	7,3	3	49.400	61	245	2
26321666__P	BOX HB 112 T6 3kW (A6:6)	960	7,3	3	39.800	65	248	2
26322663__P	BOX HB 112 T6 4kW (A6:3)	960	9,46	4	54.200	61	251	2

Code	Model	R.P.M.	Rated I. (A) 400V	Rated power kW	Max. Airflow m3/h	Sound db (A)*	Weight	Connect. diagram
26322666__P	BOX HB 112 T6 4kW (A6:6)	960	9,46	4	47.100	65	258	2
26323663__P	BOX HB 112 T6 5,5kW (A6:3)	960	12,8	5,50	58.200	61	254	2
26323666__P	BOX HB 112 T6 5,5kW (A6:6)	960	12,8	5,50	53.900	63	261	2
26324666__P	BOX HB 112 T6 7,5kW (A6:6)	965	15,2	7,50	64.100	63	313	2
26325666__P	BOX HB 112 T6 11kW (A6:6)	970	22,6	11	67.300	65	328	2
27302674__P	BOX HB 125 T6 3kW (A7:4)	960	7,3	3	46.300	70	290	2
27303674__P	BOX HB 125 T6 4kW (A7:4)	960	9,46	4	55.600	67	300	2
27304674__P	BOX HB 125 T6 5,5kW (A7:4)	960	12,8	5,50	64.300	63	305	2
27304678__P	BOX HB 125 T6 5,5kW (A7:8)	960	12,8	5,50	47.800	75	309	2
27305674__P	BOX HB 125 T6 7,5kW (A7:4)	965	15,2	7,50	75.700	62	358	2
27305678__P	BOX HB 125 T6 7,5kW (A7:8)	965	15,2	7,50	58.600	72	367	2
27306674__P	BOX HB 125 T6 11kW (A7:4)	970	22,6	11	82.400	63	375	2
27306678__P	BOX HB 125 T6 11kW (A7:8)	970	22,6	11	78.900	66	384	2
27307678__P	BOX HB 125 T6 15kW (A7:8)	970	27,7	15	93.300	65	424	2

2 SPEED MOTOR / 4/8 poles

Code	Model	R.P.M.	Rated I. (A) 400V	Rated power kW	Max. Airflow m3/h	Sound db (A)*	Weight	Connect. diagram
26345606__PV	BOX HB 45 T4/T8 0,33/0,04kW (A0:6)	1360	1,5/0,5	0.33/0.04	6.605	50	42	3
26350606__PV	BOX HB 50 T4/T8 0,55/0,09kW (A0:6)	1410	2/0,5	0.55/0.09	9.320	49	48	3
26357656__PV	BOX HB 56 T4/T8 0,33/0,04kW (A5:6)	1360	1,5/0,5	0.33/0.04	7.230	39	72	3
26358626__PV	BOX HB 56 T4/T8 0,55/0,09kW (A2:6)	1410	2/0,5	0.55/0.09	8.290	37	72	3
26358629__PV	BOX HB 56 T4/T8 0,55/0,09kW (A2:9)	1410	2/0,5	0.55/0.09	6.590	37	72	3
26358656__PV	BOX HB 56 T4/T8 0,55/0,09kW (A5:6)	1410	2/0,5	0.55/0.09	8.680	40	73	3
26359626__PV	BOX HB 56 T4/T8 0,75/0,12kW (A2:6)	1430	1,8/1	0.75/0.12	10.500	35	78	3
26359629__PV	BOX HB 56 T4/T8 0,75/0,12kW (A2:9)	1430	1,8/1	0.75/0.12	8.170	37	78	3
26359656__PV	BOX HB 56 T4/T8 0,75/0,12kW (A5:6)	1430	1,8/1	0.75/0.12	10.810	39	74	3
26360626__PV	BOX HB 56 T4/T8 1,1/0,18kW (A2:6)	1400	3/0,8	1.1/0.18	12.900	35	75	3
26360629__PV	BOX HB 56 T4/T8 1,1/0,18kW (A2:9)	1400	3/0,8	1.1/0.18	11.700	38	78	3
26360656__PV	BOX HB 56 T4/T8 1,1/0,18kW (A5:6)	1400	3/0,8	1.1/0.18	12.520	37	75	3
26361626__PV	BOX HB 56 T4/T8 1,5/0,25kW (A2:6)	1380	4/1,5	1.5/0.25	13.900	37	78	3
26361629__PV	BOX HB 56 T4/T8 1,5/0,25kW (A2:9)	1380	4/1,5	1.5/0.25	13.600	38	80	3
26361656__PV	BOX HB 56 T4/T8 1,5/0,25kW (A5:6)	1380	4/1,5	1.5/0.25	13.560	39	77	3
26364626__PV	BOX HB 63 T4/T8 0,55/0,09kW (A2:6)	1410	2/0,5	0.55/0.09	9.020	35	77	3
26365626__PV	BOX HB 63 T4/T8 0,75/0,12kW (A2:6)	1430	1,8/1	0.75/0.12	11.400	38	78	3
26365629__PV	BOX HB 63 T4/T8 0,75/0,12kW (A2:9)	1430	1,8/1	0.75/0.12	9.120	40	79	3
26365656__PV	BOX HB 63 T4/T8 0,75/0,12kW (A5:6)	1430	1,8/1	0.75/0.12	12.020	42	75	3

Code	Model	R.P.M.	Rated I. (A) 400V	Rated power kW	Max. Airflow m3/h	Sound db (A)*	Weight	Connect. diagram
26366626__PV	BOX HB 63 T4/T8 1,1/0,18kW (A2:6)	1400	3/0,8	1.1/0.18	15.000	38	78	3
26366629__PV	BOX HB 63 T4/T8 1,1/0,18kW (A2:9)	1400	3/0,8	1.1/0.18	13.500	40	80	3
26366656__PV	BOX HB 63 T4/T8 1,1/0,18kW (A5:6)	1400	3/0,8	1.1/0.18	14.740	43	79	3
26367626__PV	BOX HB 63 T4/T8 1,5/0,25kW (A2:6)	1380	4/1,5	1.5/0.25	18.300	37	76	3
26367629__PV	BOX HB 63 T4/T8 1,5/0,25kW (A2:9)	1380	4/1,5	1.5/0.25	15.700	41	79	3
26367656__PV	BOX HB 63 T4/T8 1,5/0,25kW (A5:6)	1380	4/1,5	1.5/0.25	16.610	41	81	3
26368626__PV	BOX HB 63 T4/T8 2,2/0,37kW (A2:6)	1430	4/1,25	2.2/0.37	20.100	38	77	3
26368629__PV	BOX HB 63 T4/T8 2,2/0,37kW (A2:9)	1430	4/1,25	2.2/0.37	20.300	41	80	3
26368656__PV	BOX HB 63 T4/T8 2,2/0,37kW (A5:6)	1430	4/1,25	2.2/0.37	18.630	40	82	3
26369629__PV	BOX HB 63 T4/T8 3/0,55kW (A2:9)	1420	6,6/18	3/0.55	21.800	41	87	3
26372626__PV	BOX HB 71 T4/T8 0,75/0,12kW (A2:6)	1430	1,8/1	0.75/0.12	12.000	60	90	3
26372656__PV	BOX HB 71 T4/T8 0,75/0,12kW (A5:6)	1430	1,8/1	0.75/0.12	13.630	47	91	3
26373626__PV	BOX HB 71 T4/T8 1,1/0,18kW (A2:6)	1400	3/0,8	1.1/0.18	15.500	59	91	3
26373629__PV	BOX HB 71 T4/T8 1,1/0,18kW (A2:9)	1400	3/0,8	1.1/0.18	12.100	47	94	3
26373656__PV	BOX HB 71 T4/T8 1,1/0,18kW (A5:6)	1400	3/0,8	1.1/0.18	16.800	46	93	3
26374626__PV	BOX HB 71 T4/T8 1,5/0,25kW (A2:6)	1380	4/1,5	1.5/0.25	20.800	41	92	3
26374629__PV	BOX HB 71 T4/T8 1,5/0,25kW (A2:9)	1380	4/1,5	1.5/0.25	15.700	45	94	3
26374656__PV	BOX HB 71 T4/T8 1,5/0,25kW (A5:6)	1380	4/1,5	1.5/0.25	19.960	45	95	3
26375626__PV	BOX HB 71 T4/T8 2,2/0,37kW (A2:6)	1430	4/1,25	2.2/0.37	25.300	40	97	3
26375629__PV	BOX HB 71 T4/T8 2,2/0,37kW (A2:9)	1430	4/1,25	2.2/0.37	21.600	44	98	3
26375656__PV	BOX HB 71 T4/T8 2,2/0,37kW (A5:6)	1430	4/1,25	2.2/0.37	23.200	43	100	3
26376626__PV	BOX HB 71 T4/T8 3/0,55kW (A2:6)	1420	6,6/18	3/0.55	27.900	41	99	3
26376629__PV	BOX HB 71 T4/T8 3/0,55kW (A2:9)	1420	6,6/18	3/0.55	25.300	44	100	3
26376656__PV	BOX HB 71 T4/T8 3/0,55kW (A5:6)	1420	6,6/18	3/0.55	25.160	45	102	3
26381626__PV	BOX HB 80 T4/T8 1,1/0,18kW (A2:6)	1400	3/0,8	1.1/0.18	15.400	44	100	3
26382626__PV	BOX HB 80 T4/T8 1,5/0,25kW (A2:6)	1380	4/1,5	1.5/0.25	20.300	44	101	3
26382629__PV	BOX HB 80 T4/T8 1,5/0,25kW (A2:9)	1380	4/1,5	1.5/0.25	16.200	52	101	3
26383626__PV	BOX HB 80 T4/T8 2,2/0,37kW (A2:6)	1430	4/1,25	2.2/0.37	27.900	44	102	3
26383629__PV	BOX HB 80 T4/T8 2,2/0,37kW (A2:9)	1430	4/1,25	2.2/0.37	21.200	50	103	3
26384626__PV	BOX HB 80 T4/T8 3/0,55kW (A2:6)	1420	6,6/18	3/0.55	32.500	43	107	3
26384629__PV	BOX HB 80 T4/T8 3/0,55kW (A2:9)	1420	6,6/18	3/0.55	26.400	48	108	3
26384656__PV	BOX HB 80 T4/T8 3/0,55kW (A5:6)	1420	6,6/18	3/0.55	31.090	45	112	3
26385626__PV	BOX HB 80 T4/T8 4/0,75kW (A2:6)	1440	8,5/21,8	4/0.75	36.100	43	123	3
26385629__PV	BOX HB 80 T4/T8 4/0,75kW (A2:9)	1440	8,5/21,8	4/0.75	29.100	48	123	3
26385656__PV	BOX HB 80 T4/T8 4/0,75kW (A5:6)	1440	8,5/21,8	4/0.75	34.000	46	123	3
26386626__PV	BOX HB 80 T4/T8 5,5/1,1kW (A2:6)	1450	11/27,2	5.5/1.1	39.000	43	125	3
26386629__PV	BOX HB 80 T4/T8 5,5/1,1kW (A2:9)	1450	11/27,2	5.5/1.1	36.700	46	125	3
26393663__PV	BOX HB 90 T4/T8 3/0,55kW (A6:3)	1420	6,6/18	3/0.55	30.700	58	150	3
26394663__PV	BOX HB 90 T4/T8 4/0,75kW (A6:3)	1440	8,5/21,8	4/0.75	37.700	45	155	3

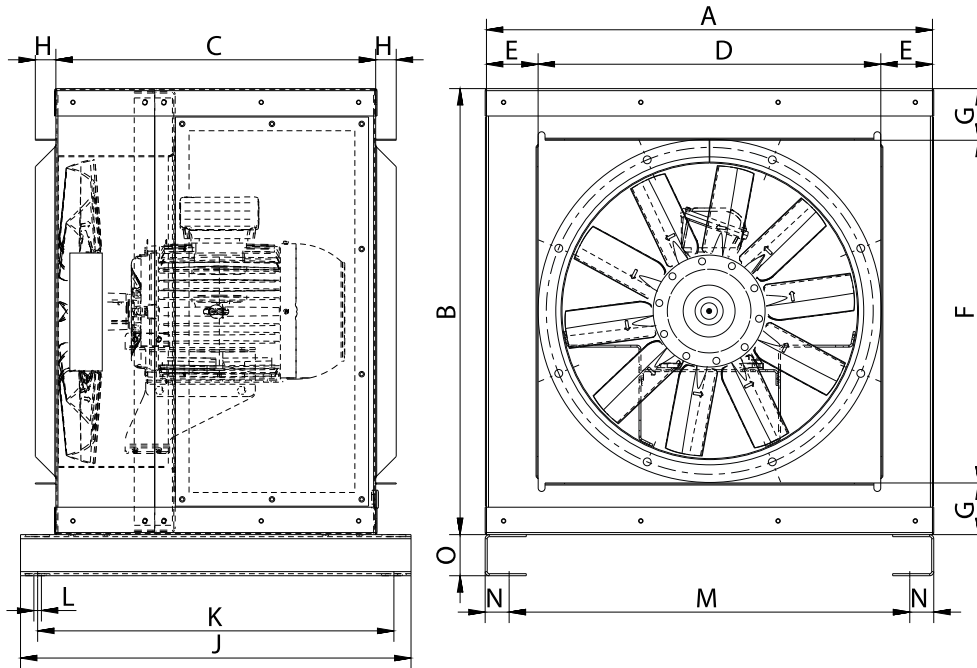
Code	Model	R.P.M.	Rated I. (A) 400V	Rated power kW	Max. Airflow m3/h	Sound db (A)*	Weight	Connect. diagram
26395663__PV	BOX HB 90 T4/T8 5,5/1,1kW (A6:3)	1450	11/27,2	5.5/1.1	41.400	48	164	3
26395666__PV	BOX HB 90 T4/T8 5,5/1,1kW (A6:6)	1450	11/27,2	5.5/1.1	33.400	68	165	3
26396663__PV	BOX HB 90 T4/T8 7,5/1,5kW (A6:3)	1450	15/4	7.5/1.5	45.700	49	181	3
26396666__PV	BOX HB 90 T4/T8 7,5/1,5kW (A6:6)	1450	15/4	7.5/1.5	40.800	53	186	3
26397663__PV	BOX HB 90 T4/T8 11/3kW (A6:3)	1460	22/8,5	11/3	49.700	51	226	3
26397666__PV	BOX HB 90 T4/T8 11/3kW (A6:6)	1460	22/8,5	11/3	48.700	51	229	3
26397666__PV	BOX HB 90 T4/T8 15/3,5kW (A6:6)	1460	29,5/11,5	15/3.5	56.500	50	236	3
26314663__PV	BOX HB 100 T4/T8 5,5/1,1kW (A6:3)	1450	11/27,2	5.5/1.1	48.700	65	198	3
26315663__PV	BOX HB 100 T4/T8 7,5/1,5kW (A6:3)	1450	15/4	7.5/1.5	55.500	49	212	3
26315666__PV	BOX HB 100 T4/T8 7,5/1,5kW (A6:6)	1450	15/4	7.5/1.5	44.200	73	215	3
26316663__PV	BOX HB 100 T4/T8 11/3kW (A6:3)	1460	22/8,5	11/3	63.000	50	257	3
26316666__PV	BOX HB 100 T4/T8 11/3kW (A6:6)	1460	22/8,5	11/3	56.200	57	260	3
26316663__PV	BOX HB 100 T4/T8 15/3,5kW (A6:3)	1460	29,5/11,5	15/3.5	67.100	52	252	3
26316666__PV	BOX HB 100 T4/T8 15/3,5kW (A6:6)	1460	29,5/11,5	15/3.5	63.500	56	257	3
26318666__PV	BOX HB 100 T4/T8 17/4,3kW (A6:6)	1475	33,4/12,7	17/4.3	71.200	54	281	3
26319666__PV	BOX HB 100 T4/T8 20/5kW (A6:6)	1470	38,6/14,1	20/5	75.200	55	321	3
26323663__PV	BOX HB 112 T4/T8 5,5/1,1kW (A6:3)	1450	11/27,2	5.5/1.1	52.700	70	245	3
26324663__PV	BOX HB 112 T4/T8 7,5/1,5kW (A6:3)	1450	15/4	7.5/1.5	63.400	55	255	3
26325663__PV	BOX HB 112 T4/T8 11/3kW (A6:3)	1460	22/8,5	11/3	72.600	54	279	3
26325666__PV	BOX HB 112 T4/T8 11/3kW (A6:6)	1460	22/8,5	11/3	55.700	75	284	3
26326663__PV	BOX HB 112 T4/T8 15/3,5kW (A6:3)	1460	29,5/11,5	15/3.5	83.600	54	293	3
26326666__PV	BOX HB 112 T4/T8 15/3,5kW (A6:6)	1460	29,5/11,5	15/3.5	72.700	58	298	3
26327663__PV	BOX HB 112 T4/T8 17/4,3kW (A6:3)	1475	33,4/12,7	17/4.3	87.300	55	313	3
26327666__PV	BOX HB 112 T4/T8 17/4,3kW (A6:6)	1475	33,4/12,7	17/4.3	77.900	58	318	3
26328663__PV	BOX HB 112 T4/T8 20/5kW (A6:3)	1470	38,6/14,1	20/5	89.800	55	350	3
26328666__PV	BOX HB 112 T4/T8 20/5kW (A6:6)	1470	38,6/14,1	20/5	83.100	57	355	3
26329666__PV	BOX HB 112 T4/T8 28/6,5kW (A6:6)	1480	52/18	28/6.5	98.900	56	356	3
26330666__PV	BOX HB 112 T4/T8 35/8kW (A6:6)	1470	67,3/21,8	35/8	104.000	59	480	3
27306674__PV	BOX HB 125 T4/T8 11/3kW (A7:4)	1460	22/8,5	11/3	71.400	64	347	3
27306674__PV	BOX HB 125 T4/T8 15/3,5kW (A7:4)	1460	29,5/11,5	15/3.5	85.800	61	365	3
27306678__PV	BOX HB 125 T4/T8 15/3,5kW (A7:8)	1460	29,5/11,5	15/3.5	66.300	86	370	3
27308674__PV	BOX HB 125 T4/T8 17/4,3kW (A7:4)	1475	33,4/12,7	17/4.3	93.200	59	365	3
27309674__PV	BOX HB 125 T4/T8 20/5kW (A7:4)	1470	38,6/14,1	20/5	99.200	57	406	3
27309678__PV	BOX HB 125 T4/T8 20/5kW (A7:8)	1470	38,6/14,1	20/5	73.800	68	413	3
27310674__PV	BOX HB 125 T4/T8 28/6,5kW (A7:4)	1480	52/18	28/6.5	117.000	56	407	3
27310678__PV	BOX HB 125 T4/T8 28/6,5kW (A7:8)	1480	52/18	28/6.5	90.500	66	414	3
27311674__PV	BOX HB 125 T4/T8 35/8kW (A7:4)	1470	67,3/21,8	35/8	127.000	57	543	3
27311678__PV	BOX HB 125 T4/T8 35/8kW (A7:8)	1470	67,3/21,8	35/8	107.000	63	548	3
27311678__PV	BOX HB 125 T4/T8 37/9,2kW (A7:8)	1485	74,2/25,4	37/9.2	114.000	61	551	3



Code	Model	R.P.M.	Rated I. (A) 400V	Rated power kW	Max. Airflow m3/h	Sound db (A)*	Weight	Connect. diagram
27312678__PV	BOX HB 125 T4/T8 44/11kW (A7:8)	1480	80,2/27,2	44/11	122.000	60	590	3

Notes:
 * Total sound pressure level at the point of maximum flow measured in dB(A) in the suction measured in free field at a distance of 6m from the source

Dimensions



Model	A	B	C	D	E	F	G	H	J
BOX HB 40 M4 0,25kW (A0:6)	651	651	467	500	75	500	75	30	570
BOX HB 40 M6 0,04kW (A0:6)	651	651	467	500	75	500	75	30	570
BOX HB 40 T2 1,1kW (A0:6)	651	651	467	500	75	500	75	30	570
BOX HB 40 T4 0,25kW (A0:6)	651	651	467	500	75	500	75	30	570
BOX HB 40 T6 0,12kW (A0:6)	651	651	467	500	75	500	75	30	570
BOX HB 45 M4 0,37kW (A0:6)	651	651	467	500	75	500	75	30	570
BOX HB 45 M6 0,13kW (A0:6)	651	651	467	500	75	500	75	30	570
BOX HB 45 T2 1,5kW (A0:6)	651	651	467	500	75	500	75	30	570
BOX HB 45 T2 2,2kW (A0:6)	651	651	467	500	75	500	75	30	570
BOX HB 45 T4 0,55kW (A0:6)	651	651	467	500	75	500	75	30	570
BOX HB 45 T6 0,13kW (A0:6)	651	651	467	500	75	500	75	30	570
BOX HB 45 T4/T8 0,33/0,04kW (A0:6)	651	651	467	500	75	500	75	30	570
BOX HB 50 M4 0,55kW (A0:6)	651	651	467	500	75	500	75	30	570
BOX HB 50 M6 0,13kW (A0:6)	651	651	467	500	75	500	75	30	570
BOX HB 50 T4 0,55kW (A0:6)	651	651	467	500	75	500	75	30	570
BOX HB 50 T6 0,13kW (A0:6)	651	651	467	500	75	500	75	30	570
BOX HB 50 T4/T8 0,55/0,09kW (A0:6)	651	651	467	500	75	500	75	30	570
BOX HB 56 M4 0,37kW (A5:6)	781,5	781,5	542	630	76	630	76	30	665
BOX HB 56 M4 0,55kW (A2:6)	781,5	781,5	542	630	76	630	76	30	665
BOX HB 56 M4 0,55kW (A5:6)	781,5	781,5	542	630	76	630	76	30	665
BOX HB 56 M6 0,25kW (A2:6)	781,5	781,5	542	630	76	630	76	30	665

Model	A	B	C	D	E	F	G	H	J
BOX HB 56 M6 0,25kW (A5:6)	781,5	781,5	542	630	76	630	76	30	665
BOX HB 56 M6 0,37kW (A2:6)	781,5	781,5	542	630	76	630	76	30	665
BOX HB 56 M6 0,37kW (A5:6)	781,5	781,5	542	630	76	630	76	30	665
BOX HB 56 T4 0,37kW (A5:6)	781,5	781,5	542	630	76	630	76	30	665
BOX HB 56 T4 0,55kW (A2:6)	781,5	781,5	542	630	76	630	76	30	665
BOX HB 56 T4 0,55kW (A2:9)	781,5	781,5	542	630	76	630	76	30	665
BOX HB 56 T4 0,55kW (A5:6)	781,5	781,5	542	630	76	630	76	30	665
BOX HB 56 T4 0,75kW (A2:6)	781,5	781,5	542	630	76	630	76	30	665
BOX HB 56 T4 0,75kW (A2:9)	781,5	781,5	542	630	76	630	76	30	665
BOX HB 56 T4 0,75kW (A5:6)	781,5	781,5	542	630	76	630	76	30	665
BOX HB 56 T4 1,1kW (A2:6)	781,5	781,5	542	630	76	630	76	30	665
BOX HB 56 T4 1,1kW (A2:9)	781,5	781,5	542	630	76	630	76	30	665
BOX HB 56 T4 1,1kW (A5:6)	781,5	781,5	542	630	76	630	76	30	665
BOX HB 56 T4 1,5kW (A2:6)	781,5	781,5	542	630	76	630	76	30	665
BOX HB 56 T4 1,5kW (A2:9)	781,5	781,5	542	630	76	630	76	30	665
BOX HB 56 T4 1,5kW (A5:6)	781,5	781,5	542	630	76	630	76	30	665
BOX HB 56 T6 0,25kW (A5:6)	781,5	781,5	542	630	76	630	76	30	665
BOX HB 56 T6 0,37kW (A5:6)	781,5	781,5	542	630	76	630	76	30	665
BOX HB 56 T6 0,55kW (A2:6)	781,5	781,5	542	630	76	630	76	30	665
BOX HB 56 T6 0,55kW (A2:9)	781,5	781,5	542	630	76	630	76	30	665
BOX HB 56 T4/T8 0,33/0,04kW (A5:6)	781,5	781,5	542	630	76	630	76	30	665
BOX HB 56 T4/T8 0,55/0,09kW (A2:6)	781,5	781,5	542	630	76	630	76	30	665
BOX HB 56 T4/T8 0,55/0,09kW (A2:9)	781,5	781,5	542	630	76	630	76	30	665
BOX HB 56 T4/T8 0,55/0,09kW (A5:6)	781,5	781,5	542	630	76	630	76	30	665
BOX HB 56 T4/T8 0,75/0,12kW (A2:6)	781,5	781,5	542	630	76	630	76	30	665
BOX HB 56 T4/T8 0,75/0,12kW (A2:9)	781,5	781,5	542	630	76	630	76	30	665
BOX HB 56 T4/T8 0,75/0,12kW (A5:6)	781,5	781,5	542	630	76	630	76	30	665
BOX HB 56 T4/T8 1,1/0,18kW (A2:6)	781,5	781,5	542	630	76	630	76	30	665
BOX HB 56 T4/T8 1,1/0,18kW (A2:9)	781,5	781,5	542	630	76	630	76	30	665
BOX HB 56 T4/T8 1,1/0,18kW (A5:6)	781,5	781,5	542	630	76	630	76	30	665
BOX HB 56 T4/T8 1,5/0,25kW (A2:6)	781,5	781,5	542	630	76	630	76	30	665
BOX HB 56 T4/T8 1,5/0,25kW (A2:9)	781,5	781,5	542	630	76	630	76	30	665
BOX HB 56 T4/T8 1,5/0,25kW (A5:6)	781,5	781,5	542	630	76	630	76	30	665
BOX HB 63 M6 0,37kW (A5:6)	781,5	781,5	542	630	76	630	76	30	665
BOX HB 63 M6 0,55kW (A2:9)	781,5	781,5	542	630	76	630	76	30	665
BOX HB 63 M6 0,55kW (A5:6)	781,5	781,5	542	630	76	630	76	30	665
BOX HB 63 T4 0,55kW (A2:6)	781,5	781,5	542	630	76	630	76	30	665
BOX HB 63 T4 0,75kW (A2:6)	781,5	781,5	542	630	76	630	76	30	665
BOX HB 63 T4 0,75kW (A2:9)	781,5	781,5	542	630	76	630	76	30	665
BOX HB 63 T4 0,75kW (A5:6)	781,5	781,5	542	630	76	630	76	30	665

Model	A	B	C	D	E	F	G	H	J
BOX HB 63 T4 1,1kW (A2:6)	781,5	781,5	542	630	76	630	76	30	665
BOX HB 63 T4 1,1kW (A2:9)	781,5	781,5	542	630	76	630	76	30	665
BOX HB 63 T4 1,1kW (A5:6)	781,5	781,5	542	630	76	630	76	30	665
BOX HB 63 T4 1,5kW (A2:6)	781,5	781,5	542	630	76	630	76	30	665
BOX HB 63 T4 1,5kW (A2:9)	781,5	781,5	542	630	76	630	76	30	665
BOX HB 63 T4 1,5kW (A5:6)	781,5	781,5	542	630	76	630	76	30	665
BOX HB 63 T4 2,2kW (A2:6)	781,5	781,5	542	630	76	630	76	30	665
BOX HB 63 T4 2,2kW (A2:9)	781,5	781,5	542	630	76	630	76	30	665
BOX HB 63 T4 2,2kW (A5:6)	781,5	781,5	542	630	76	630	76	30	665
BOX HB 63 T4 3kW (A2:9)	781,5	781,5	542	630	76	630	76	30	665
BOX HB 63 T6 0,37kW (A5:6)	781,5	781,5	542	630	76	630	76	30	665
BOX HB 63 T6 0,55kW (A2:6)	781,5	781,5	542	630	76	630	76	30	665
BOX HB 63 T6 0,55kW (A2:9)	781,5	781,5	542	630	76	630	76	30	665
BOX HB 63 T6 0,55kW (A5:6)	781,5	781,5	542	630	76	630	76	30	665
BOX HB 63 T6 0,75kW (A2:9)	781,5	781,5	542	630	76	630	76	30	665
BOX HB 63 T4/T8 0,55/0,09kW (A2:6)	781,5	781,5	542	630	76	630	76	30	665
BOX HB 63 T4/T8 0,75/0,12kW (A2:6)	781,5	781,5	542	630	76	630	76	30	665
BOX HB 63 T4/T8 0,75/0,12kW (A2:9)	781,5	781,5	542	630	76	630	76	30	665
BOX HB 63 T4/T8 0,75/0,12kW (A5:6)	781,5	781,5	542	630	76	630	76	30	665
BOX HB 63 T4/T8 1,1/0,18kW (A2:6)	781,5	781,5	542	630	76	630	76	30	665
BOX HB 63 T4/T8 1,1/0,18kW (A2:9)	781,5	781,5	542	630	76	630	76	30	665
BOX HB 63 T4/T8 1,1/0,18kW (A5:6)	781,5	781,5	542	630	76	630	76	30	665
BOX HB 63 T4/T8 1,5/0,25kW (A2:6)	781,5	781,5	542	630	76	630	76	30	665
BOX HB 63 T4/T8 1,5/0,25kW (A2:9)	781,5	781,5	542	630	76	630	76	30	665
BOX HB 63 T4/T8 1,5/0,25kW (A5:6)	781,5	781,5	542	630	76	630	76	30	665
BOX HB 63 T4/T8 2,2/0,37kW (A2:6)	781,5	781,5	542	630	76	630	76	30	665
BOX HB 63 T4/T8 2,2/0,37kW (A2:9)	781,5	781,5	542	630	76	630	76	30	665
BOX HB 63 T4/T8 2,2/0,37kW (A5:6)	781,5	781,5	542	630	76	630	76	30	665
BOX HB 63 T4/T8 3/0,55kW (A2:9)	781,5	781,5	542	630	76	630	76	30	665
BOX HB 71 M6 0,55kW (A2:6)	951,5	951,5	557	800	76	800	76	30	665
BOX HB 71 M6 0,55kW (A2:9)	951,5	951,5	557	800	76	800	76	30	665
BOX HB 71 T4 0,75kW (A2:6)	951,5	951,5	597	800	76	800	76	30	705
BOX HB 71 T4 0,75kW (A5:6)	951,5	951,5	557	800	76	800	76	30	665
BOX HB 71 T4 1,1kW (A2:6)	951,5	951,5	557	800	76	800	76	30	665
BOX HB 71 T4 1,1kW (A2:9)	951,5	951,5	557	800	76	800	76	30	665
BOX HB 71 T4 1,1kW (A5:6)	951,5	951,5	557	800	76	800	76	30	665
BOX HB 71 T4 1,5kW (A2:6)	951,5	951,5	557	800	76	800	76	30	665
BOX HB 71 T4 1,5kW (A2:9)	951,5	951,5	557	800	76	800	76	30	665
BOX HB 71 T4 1,5kW (A5:6)	951,5	951,5	557	800	76	800	76	30	665
BOX HB 71 T4 2,2kW (A2:6)	951,5	951,5	557	800	76	800	76	30	665

Model	A	B	C	D	E	F	G	H	J
BOX HB 71 T4 2,2kW (A2:9)	951,5	951,5	557	800	76	800	76	30	665
BOX HB 71 T4 2,2kW (A5:6)	951,5	951,5	557	800	76	800	76	30	665
BOX HB 71 T4 3kW (A2:6)	951,5	951,5	557	800	76	800	76	30	665
BOX HB 71 T4 3kW (A2:9)	951,5	951,5	557	800	76	800	76	30	665
BOX HB 71 T4 3kW (A5:6)	951,5	951,5	557	800	76	800	76	30	665
BOX HB 71 T6 0,55kW (A2:6)	951,5	951,5	557	800	76	800	76	30	665
BOX HB 71 T6 0,55kW (A2:9)	951,5	951,5	557	800	76	800	76	30	665
BOX HB 71 T6 0,75kW (A2:6)	951,5	951,5	557	800	76	800	76	30	665
BOX HB 71 T6 0,75kW (A2:9)	951,5	951,5	557	800	76	800	76	30	665
BOX HB 71 T6 0,75kW (A5:6)	951,5	951,5	557	800	76	800	76	30	665
BOX HB 71 T6 1,1kW (A2:9)	951,5	951,5	557	800	76	800	76	30	665
BOX HB 71 T4/T8 0,75/0,12kW (A2:6)	951,5	951,5	597	800	76	800	76	30	705
BOX HB 71 T4/T8 0,75/0,12kW (A5:6)	951,5	951,5	557	800	76	800	76	30	665
BOX HB 71 T4/T8 1,1/0,18kW (A2:6)	951,5	951,5	597	800	76	800	76	30	705
BOX HB 71 T4/T8 1,1/0,18kW (A2:9)	951,5	951,5	597	800	76	800	76	30	705
BOX HB 71 T4/T8 1,1/0,18kW (A5:6)	951,5	951,5	557	800	76	800	76	30	665
BOX HB 71 T4/T8 1,5/0,25kW (A2:6)	951,5	951,5	557	800	76	800	76	30	665
BOX HB 71 T4/T8 1,5/0,25kW (A2:9)	951,5	951,5	557	800	76	800	76	30	665
BOX HB 71 T4/T8 1,5/0,25kW (A5:6)	951,5	951,5	557	800	76	800	76	30	665
BOX HB 71 T4/T8 2,2/0,37kW (A2:6)	951,5	951,5	597	800	76	800	76	30	705
BOX HB 71 T4/T8 2,2/0,37kW (A2:9)	951,5	951,5	597	800	76	800	76	30	705
BOX HB 71 T4/T8 2,2/0,37kW (A5:6)	951,5	951,5	557	800	76	800	76	30	665
BOX HB 71 T4/T8 3/0,55kW (A2:6)	951,5	951,5	597	800	76	800	76	30	705
BOX HB 71 T4/T8 3/0,55kW (A2:9)	951,5	951,5	597	800	76	800	76	30	705
BOX HB 71 T4/T8 3/0,55kW (A5:6)	951,5	951,5	557	800	76	800	76	30	665
BOX HB 80 T4 1,1KW (A2:6)	951,5	951,5	597	800	76	800	76	30	705
BOX HB 80 T4 1,5KW (A2:6)	951,5	951,5	597	800	76	800	76	30	705
BOX HB 80 T4 1,5KW (A2:9)	951,5	951,5	597	800	76	800	76	30	705
BOX HB 80 T4 2,2kW (A2:6)	951,5	951,5	557	800	76	800	76	30	665
BOX HB 80 T4 2,2kW (A2:9)	951,5	951,5	557	800	76	800	76	30	665
BOX HB 80 T4 3kW (A2:6)	951,5	951,5	557	800	76	800	76	30	665
BOX HB 80 T4 3kW (A2:9)	951,5	951,5	557	800	76	800	76	30	665
BOX HB 80 T4 3kW (A5:6)	951,5	951,5	557	800	76	800	76	30	665
BOX HB 80 T4 4kW (A2:6)	951,5	951,5	557	800	76	800	76	30	665
BOX HB 80 T4 4kW (A2:9)	951,5	951,5	557	800	76	800	76	30	665
BOX HB 80 T4 4kW (A5:6)	951,5	951,5	557	800	76	800	76	30	665
BOX HB 80 T4 5,5kW (A2:6)	951,5	951,5	557	800	76	800	76	30	665
BOX HB 80 T4 5,5kW (A2:9)	951,5	951,5	557	800	76	800	76	30	665
BOX HB 80 T6 0,75kW (A2:6)	951,5	951,5	557	800	76	800	76	30	665
BOX HB 80 T6 0,75kW (A2:9)	951,5	951,5	557	800	76	800	76	30	665

Model	A	B	C	D	E	F	G	H	J
BOX HB 80 T6 0,75kW (A5:6)	951,5	951,5	557	800	76	800	76	30	665
BOX HB 80 T6 1,1kW (A2:6)	951,5	951,5	557	800	76	800	76	30	665
BOX HB 80 T6 1,1kW (A2:9)	951,5	951,5	557	800	76	800	76	30	665
BOX HB 80 T6 1,1kW (A5:6)	951,5	951,5	557	800	76	800	76	30	665
BOX HB 80 T6 1,5kW (A2:6)	951,5	951,5	597	800	76	800	76	30	705
BOX HB 80 T6 1,5kW (A2:9)	951,5	951,5	557	800	76	800	76	30	665
BOX HB 80 T6 1,5kW (A5:6)	951,5	951,5	557	800	76	800	76	30	665
BOX HB 80 T6 2,2kW (A2:9)	951,5	951,5	557	800	76	800	76	30	665
BOX HB 80 T6 2,2kW (A5:6)	951,5	951,5	557	800	76	800	76	30	665
BOX HB 80 T4/T8 1,1/0,18kW (A2:6)	951,5	951,5	597	800	76	800	76	30	705
BOX HB 80 T4/T8 1,5/0,25kW (A2:6)	951,5	951,5	597	800	76	800	76	30	705
BOX HB 80 T4/T8 1,5/0,25kW (A2:9)	951,5	951,5	597	800	76	800	76	30	705
BOX HB 80 T4/T8 2,2/0,37kW (A2:6)	951,5	951,5	597	800	76	800	76	30	705
BOX HB 80 T4/T8 2,2/0,37kW (A2:9)	951,5	951,5	597	800	76	800	76	30	705
BOX HB 80 T4/T8 3/0,55kW (A2:6)	951,5	951,5	597	800	76	800	76	30	705
BOX HB 80 T4/T8 3/0,55kW (A2:9)	951,5	951,5	597	800	76	800	76	30	705
BOX HB 80 T4/T8 3/0,55kW (A5:6)	951,5	951,5	557	800	76	800	76	30	665
BOX HB 80 T4/T8 4/0,75kW (A2:6)	951,5	951,5	597	800	76	800	76	30	705
BOX HB 80 T4/T8 4/0,75kW (A2:9)	951,5	951,5	597	800	76	800	76	30	705
BOX HB 80 T4/T8 4/0,75kW (A5:6)	951,5	951,5	557	800	76	800	76	30	665
BOX HB 80 T4/T8 5,5/1,1kW (A2:6)	951,5	951,5	597	800	76	800	76	30	705
BOX HB 80 T4/T8 5,5/1,1kW (A2:9)	951,5	951,5	597	800	76	800	76	30	705
BOX HB 90 T4 3kW (A6:3)	1176,5	1176,5	857	1000	88	1000	88	30	965
BOX HB 90 T4 4kW (A6:3)	1176,5	1176,5	857	1000	88	1000	88	30	965
BOX HB 90 T4 5,5kW (A6:3)	1176,5	1176,5	857	1000	88	1000	88	30	965
BOX HB 90 T4 5,5kW (A6:6)	1176,5	1176,5	857	1000	88	1000	88	30	965
BOX HB 90 T4 7,5kW (A6:3)	1176,5	1176,5	857	1000	88	1000	88	30	965
BOX HB 90 T4 7,5kW (A6:6)	1176,5	1176,5	857	1000	88	1000	88	30	965
BOX HB 90 T4 11kW (A6:3)	1176,5	1176,5	857	1000	88	1000	88	30	965
BOX HB 90 T4 11kW (A6:6)	1176,5	1176,5	857	1000	88	1000	88	30	965
BOX HB 90 T4 15kW (A6:6)	1176,5	1176,5	857	1000	88	1000	88	30	965
BOX HB 90 T6 1,5kW (A6:3)	1176,5	1176,5	857	1000	88	1000	88	30	965
BOX HB 90 T6 1,5kW (A6:6)	1176,5	1176,5	857	1000	88	1000	88	30	965
BOX HB 90 T6 2,2kW (A6:3)	1176,5	1176,5	857	1000	88	1000	88	30	965
BOX HB 90 T6 2,2kW (A6:6)	1176,5	1176,5	857	1000	88	1000	88	30	965
BOX HB 90 T6 3kW (A6:3)	1176,5	1176,5	857	1000	88	1000	88	30	965
BOX HB 90 T6 3kW (A6:6)	1176,5	1176,5	857	1000	88	1000	88	30	965
BOX HB 90 T6 4kW (A6:6)	1176,5	1176,5	857	1000	88	1000	88	30	965
BOX HB 90 T4/T8 3/0,55kW (A6:3)	1176,5	1176,5	857	1000	88	1000	88	30	965
BOX HB 90 T4/T8 4/0,75kW (A6:3)	1176,5	1176,5	857	1000	88	1000	88	30	965

Model	A	B	C	D	E	F	G	H	J
BOX HB 90 T4/T8 5,5/1,1kW (A6:3)	1176,5	1176,5	857	1000	88	1000	88	30	965
BOX HB 90 T4/T8 5,5/1,1kW (A6:6)	1176,5	1176,5	857	1000	88	1000	88	30	965
BOX HB 90 T4/T8 7,5/1,5kW (A6:3)	1176,5	1176,5	857	1000	88	1000	88	30	965
BOX HB 90 T4/T8 7,5/1,5kW (A6:6)	1176,5	1176,5	857	1000	88	1000	88	30	965
BOX HB 90 T4/T8 11/3kW (A6:3)	1176,5	1176,5	857	1000	88	1000	88	30	965
BOX HB 90 T4/T8 11/3kW (A6:6)	1176,5	1176,5	857	1000	88	1000	88	30	965
BOX HB 90 T4/T8 15/3,5kW (A6:6)	1176,5	1176,5	857	1000	88	1000	88	30	965
BOX HB 100 T4 5,5kW (A6:3)	1176,5	1176,5	857	1000	88	1000	88	30	965
BOX HB 100 T4 7,5kW (A6:3)	1176,5	1176,5	857	1000	88	1000	88	30	965
BOX HB 100 T4 7,5kW (A6:6)	1176,5	1176,5	857	1000	88	1000	88	30	965
BOX HB 100 T4 11kW (A6:3)	1176,5	1176,5	857	1000	88	1000	88	30	965
BOX HB 100 T4 11kW (A6:6)	1176,5	1176,5	857	1000	88	1000	88	30	965
BOX HB 100 T4 15kW (A6:3)	1176,5	1176,5	857	1000	88	1000	88	30	965
BOX HB 100 T4 15kW (A6:6)	1176,5	1176,5	857	1000	88	1000	88	30	965
BOX HB 100 T4 18,5kW (A6:6)	1176,5	1176,5	857	1000	88	1000	88	30	965
BOX HB 100 T4 22kW (A6:6)	1176,5	1176,5	857	1000	88	1000	88	30	965
BOX HB 100 T6 1,5kW (A6:3)	1176,5	1176,5	857	1000	88	1000	88	30	965
BOX HB 100 T6 2,2kW (A6:3)	1176,5	1176,5	857	1000	88	1000	88	30	965
BOX HB 100 T6 2,2kW (A6:6)	1176,5	1176,5	857	1000	88	1000	88	30	965
BOX HB 100 T6 3kW (A6:3)	1176,5	1176,5	857	1000	88	1000	88	30	965
BOX HB 100 T6 3kW (A6:6)	1176,5	1176,5	857	1000	88	1000	88	30	965
BOX HB 100 T6 4kW (A6:3)	1176,5	1176,5	857	1000	88	1000	88	30	965
BOX HB 100 T6 4kW (A6:6)	1176,5	1176,5	857	1000	88	1000	88	30	965
BOX HB 100 T6 5,5kW (A6:6)	1176,5	1176,5	857	1000	88	1000	88	30	965
BOX HB 100 T6 7,5kW (A6:6)	1176,5	1176,5	857	1000	88	1000	88	30	965
BOX HB 100 T4/T8 5,5/1,1kW (A6:3)	1176,5	1176,5	857	1000	88	1000	88	30	965
BOX HB 100 T4/T8 7,5/1,5kW (A6:3)	1176,5	1176,5	857	1000	88	1000	88	30	965
BOX HB 100 T4/T8 7,5/1,5kW (A6:6)	1176,5	1176,5	857	1000	88	1000	88	30	965
BOX HB 100 T4/T8 11/3kW (A6:3)	1176,5	1176,5	857	1000	88	1000	88	30	965
BOX HB 100 T4/T8 11/3kW (A6:6)	1176,5	1176,5	857	1000	88	1000	88	30	965
BOX HB 100 T4/T8 15/3,5kW (A6:3)	1176,5	1176,5	857	1000	88	1000	88	30	965
BOX HB 100 T4/T8 15/3,5kW (A6:6)	1176,5	1176,5	857	1000	88	1000	88	30	965
BOX HB 100 T4/T8 17/4,3kW (A6:6)	1176,5	1176,5	857	1000	88	1000	88	30	965
BOX HB 100 T4/T8 20/5kW (A6:6)	1176,5	1176,5	857	1000	88	1000	88	30	965
BOX HB 112 T4 5,5kW (A6:3)	1416,5	1413,5	1019	1250	83	1250	82	30	1125
BOX HB 112 T4 7,5kW (A6:3)	1416,5	1413,5	1019	1250	83	1250	82	30	1125
BOX HB 112 T4 11kW (A6:3)	1416,5	1413,5	1019	1250	83	1250	82	30	1125
BOX HB 112 T4 11kW (A6:6)	1416,5	1413,5	1019	1250	83	1250	82	30	1125
BOX HB 112 T4 15kW (A6:3)	1416,5	1413,5	1019	1250	83	1250	82	30	1125
BOX HB 112 T4 15kW (A6:6)	1416,5	1413,5	1019	1250	83	1250	82	30	1125

Model	A	B	C	D	E	F	G	H	J
BOX HB 112 T4 18,5kW (A6:3)	1416,5	1413,5	1019	1250	83	1250	82	30	1125
BOX HB 112 T4 18,5kW (A6:6)	1416,5	1413,5	1019	1250	83	1250	82	30	1125
BOX HB 112 T4 22kW (A6:3)	1416,5	1413,5	1019	1250	83	1250	82	30	1125
BOX HB 112 T4 22kW (A6:6)	1416,5	1413,5	1019	1250	83	1250	82	30	1125
BOX HB 112 T4 30kW (A6:6)	1416,5	1413,5	1019	1250	83	1250	82	30	1125
BOX HB 112 T6 2,2kW (A6:3)	1416,5	1413,5	1019	1250	83	1250	82	30	1125
BOX HB 112 T6 2,2kW (A6:6)	1416,5	1413,5	1019	1250	83	1250	82	30	1125
BOX HB 112 T6 3kW (A6:3)	1416,5	1413,5	1019	1250	83	1250	82	30	1125
BOX HB 112 T6 3kW (A6:6)	1416,5	1413,5	1019	1250	83	1250	82	30	1125
BOX HB 112 T6 4kW (A6:3)	1416,5	1413,5	1019	1250	83	1250	82	30	1125
BOX HB 112 T6 4kW (A6:6)	1416,5	1413,5	1019	1250	83	1250	82	30	1125
BOX HB 112 T6 5,5kW (A6:3)	1416,5	1413,5	1019	1250	83	1250	82	30	1125
BOX HB 112 T6 5,5kW (A6:6)	1416,5	1413,5	1019	1250	83	1250	82	30	1125
BOX HB 112 T6 7,5kW (A6:6)	1416,5	1413,5	1019	1250	83	1250	82	30	1125
BOX HB 112 T6 11kW (A6:6)	1416,5	1413,5	1019	1250	83	1250	82	30	1125
BOX HB 112 T4/T8 5,5/1,1kW (A6:3)	1416,5	1413,5	1019	1250	83	1250	82	30	1125
BOX HB 112 T4/T8 7,5/1,5kW (A6:3)	1416,5	1413,5	1019	1250	83	1250	82	30	1125
BOX HB 112 T4/T8 11/3kW (A6:3)	1416,5	1413,5	1019	1250	83	1250	82	30	1125
BOX HB 112 T4/T8 11/3kW (A6:6)	1416,5	1413,5	1019	1250	83	1250	82	30	1125
BOX HB 112 T4/T8 15/3,5kW (A6:3)	1416,5	1413,5	1019	1250	83	1250	82	30	1125
BOX HB 112 T4/T8 15/3,5kW (A6:6)	1416,5	1413,5	1019	1250	83	1250	82	30	1125
BOX HB 112 T4/T8 17/4,3kW (A6:3)	1416,5	1413,5	1019	1250	83	1250	82	30	1125
BOX HB 112 T4/T8 17/4,3kW (A6:6)	1416,5	1413,5	1019	1250	83	1250	82	30	1125
BOX HB 112 T4/T8 20/5kW (A6:3)	1416,5	1413,5	1019	1250	83	1250	82	30	1125
BOX HB 112 T4/T8 20/5kW (A6:6)	1416,5	1413,5	1019	1250	83	1250	82	30	1125
BOX HB 112 T4/T8 28/6,5kW (A6:6)	1416,5	1413,5	1019	1250	83	1250	82	30	1125
BOX HB 112 T4/T8 35/8kW (A6:6)	1416,5	1413,5	1019	1250	83	1250	82	30	1125
BOX HB 125 T4 11kW (A7:4)	1416,5	1413,5	1019	1250	83	1250	82	30	1125
BOX HB 125 T4 15kW (A7:4)	1416,5	1413,5	1019	1250	83	1250	82	30	1125
BOX HB 125 T4 15kW (A7:8)	1416,5	1413,5	1019	1250	83	1250	82	30	1125
BOX HB 125 T4 18,5kW (A7:4)	1416,5	1413,5	1019	1250	83	1250	82	30	1125
BOX HB 125 T4 18,5kW (A7:8)	1416,5	1413,5	1019	1250	83	1250	82	30	1125
BOX HB 125 T4 22kW (A7:4)	1416,5	1413,5	1019	1250	83	1250	82	30	1125
BOX HB 125 T4 22kW (A7:8)	1416,5	1413,5	1019	1250	83	1250	82	30	1125
BOX HB 125 T4 30kW (A7:4)	1416,5	1413,5	1019	1250	83	1250	82	30	1125
BOX HB 125 T4 30kW (A7:8)	1416,5	1413,5	1019	1250	83	1250	82	30	1125
BOX HB 125 T4 37kW (A7:4)	1416,5	1413,5	1019	1250	83	1250	82	30	1125
BOX HB 125 T4 37kW (A7:8)	1416,5	1413,5	1019	1250	83	1250	82	30	1125
BOX HB 125 T4 45kW (A7:8)	1416,5	1413,5	1019	1250	83	1250	82	30	1125
BOX HB 125 T6 3kW (A7:4)	1416,5	1413,5	1019	1250	83	1250	82	30	1125

Model	A	B	C	D	E	F	G	H	J
BOX HB 125 T6 4kW (A7:4)	1416,5	1413,5	1019	1250	83	1250	82	30	1125
BOX HB 125 T6 5,5kW (A7:4)	1416,5	1413,5	1019	1250	83	1250	82	30	1125
BOX HB 125 T6 5,5kW (A7:8)	1416,5	1413,5	1019	1250	83	1250	82	30	1125
BOX HB 125 T6 7,5kW (A7:4)	1416,5	1413,5	1019	1250	83	1250	82	30	1125
BOX HB 125 T6 7,5kW (A7:8)	1416,5	1413,5	1019	1250	83	1250	82	30	1125
BOX HB 125 T6 11kW (A7:4)	1416,5	1413,5	1019	1250	83	1250	82	30	1125
BOX HB 125 T6 11kW (A7:8)	1416,5	1413,5	1019	1250	83	1250	82	30	1125
BOX HB 125 T6 15kW (A7:8)	1416,5	1413,5	1019	1250	83	1250	82	30	1125
BOX HB 125 T4/T8 11/3kW (A7:4)	1416,5	1413,5	1019	1250	83	1250	82	30	1125
BOX HB 125 T4/T8 15/3,5kW (A7:4)	1416,5	1413,5	1019	1250	83	1250	82	30	1125
BOX HB 125 T4/T8 15/3,5kW (A7:8)	1416,5	1413,5	1019	1250	83	1250	82	30	1125
BOX HB 125 T4/T8 17/4,3kW (A7:4)	1416,5	1413,5	1019	1250	83	1250	82	30	1125
BOX HB 125 T4/T8 20/5kW (A7:4)	1416,5	1413,5	1019	1250	83	1250	82	30	1125
BOX HB 125 T4/T8 20/5kW (A7:8)	1416,5	1413,5	1019	1250	83	1250	82	30	1125
BOX HB 125 T4/T8 28/6,5kW (A7:4)	1416,5	1413,5	1019	1250	83	1250	82	30	1125
BOX HB 125 T4/T8 28/6,5kW (A7:8)	1416,5	1413,5	1019	1250	83	1250	82	30	1125
BOX HB 125 T4/T8 35/8kW (A7:4)	1416,5	1413,5	1019	1250	83	1250	82	30	1125
BOX HB 125 T4/T8 35/8kW (A7:8)	1416,5	1413,5	1019	1250	83	1250	82	30	1125
BOX HB 125 T4/T8 37/9,2kW (A7:8)	1416,5	1413,5	1019	1250	83	1250	82	30	1125
BOX HB 125 T4/T8 44/11kW (A7:8)	1416,5	1413,5	1019	1250	83	1250	82	30	1125

Model	K	L	M	N	O
BOX HB 40 M4 0,25kW (A0:6)	520	11	385	35	60
BOX HB 40 M6 0,04kW (A0:6)	520	11	385	35	60
BOX HB 40 T2 1,1kW (A0:6)	520	11	385	35	60
BOX HB 40 T4 0,25kW (A0:6)	520	11	385	35	60
BOX HB 40 T6 0,12kW (A0:6)	520	11	385	35	60
BOX HB 45 M4 0,37kW (A0:6)	520	11	385	35	60
BOX HB 45 M6 0,13kW (A0:6)	520	11	385	35	60
BOX HB 45 T2 1,5kW (A0:6)	520	11	385	35	60
BOX HB 45 T2 2,2kW (A0:6)	520	11	385	35	60
BOX HB 45 T4 0,55kW (A0:6)	520	11	385	35	60
BOX HB 45 T6 0,13kW (A0:6)	520	11	385	35	60
BOX HB 45 T4/T8 0,33/0,04kW (A0:6)	520	11	385	35	60
BOX HB 50 M4 0,55kW (A0:6)	520	11	385	35	60
BOX HB 50 M6 0,13kW (A0:6)	520	11	385	35	60
BOX HB 50 T4 0,55kW (A0:6)	520	11	385	35	60
BOX HB 50 T6 0,13kW (A0:6)	520	11	385	35	60
BOX HB 50 T4/T8 0,55/0,09kW (A0:6)	520	11	385	35	60
BOX HB 56 M4 0,37kW (A5:6)	610	11	715	35	60

Model	K	L	M	N	O
BOX HB 56 M4 0,55kW (A2:6)	610	11	715	35	60
BOX HB 56 M4 0,55kW (A5:6)	610	11	715	35	60
BOX HB 56 M6 0,25kW (A2:6)	610	11	715	35	60
BOX HB 56 M6 0,25kW (A5:6)	610	11	715	35	60
BOX HB 56 M6 0,37kW (A2:6)	610	11	715	35	60
BOX HB 56 M6 0,37kW (A5:6)	610	11	715	35	60
BOX HB 56 T4 0,37kW (A5:6)	610	11	715	35	60
BOX HB 56 T4 0,55kW (A2:6)	610	11	715	35	60
BOX HB 56 T4 0,55kW (A2:9)	610	11	715	35	60
BOX HB 56 T4 0,55kW (A5:6)	610	11	715	35	60
BOX HB 56 T4 0,75kW (A2:6)	610	11	715	35	60
BOX HB 56 T4 0,75kW (A2:9)	610	11	715	35	60
BOX HB 56 T4 0,75kW (A5:6)	610	11	715	35	60
BOX HB 56 T4 1,1kW (A2:6)	610	11	715	35	60
BOX HB 56 T4 1,1kW (A2:9)	610	11	715	35	60
BOX HB 56 T4 1,1kW (A5:6)	610	11	715	35	60
BOX HB 56 T4 1,5kW (A2:6)	610	11	715	35	60
BOX HB 56 T4 1,5kW (A2:9)	610	11	715	35	60
BOX HB 56 T4 1,5kW (A5:6)	610	11	715	35	60
BOX HB 56 T6 0,25kW (A5:6)	610	11	715	35	60
BOX HB 56 T6 0,37kW (A5:6)	610	11	715	35	60
BOX HB 56 T6 0,55kW (A2:6)	610	11	715	35	60
BOX HB 56 T6 0,55kW (A2:9)	610	11	715	35	60
BOX HB 56 T4/T8 0,33/0,04kW (A5:6)	610	11	715	35	60
BOX HB 56 T4/T8 0,55/0,09kW (A2:6)	610	11	715	35	60
BOX HB 56 T4/T8 0,55/0,09kW (A2:9)	610	11	715	35	60
BOX HB 56 T4/T8 0,55/0,09kW (A5:6)	610	11	715	35	60
BOX HB 56 T4/T8 0,75/0,12kW (A2:6)	610	11	715	35	60
BOX HB 56 T4/T8 0,75/0,12kW (A2:9)	610	11	715	35	60
BOX HB 56 T4/T8 0,75/0,12kW (A5:6)	610	11	715	35	60
BOX HB 56 T4/T8 1,1/0,18kW (A2:6)	610	11	715	35	60
BOX HB 56 T4/T8 1,1/0,18kW (A2:9)	610	11	715	35	60
BOX HB 56 T4/T8 1,1/0,18kW (A5:6)	610	11	715	35	60
BOX HB 56 T4/T8 1,5/0,25kW (A2:6)	610	11	715	35	60
BOX HB 56 T4/T8 1,5/0,25kW (A2:9)	610	11	715	35	60
BOX HB 56 T4/T8 1,5/0,25kW (A5:6)	610	11	715	35	60
BOX HB 63 M6 0,37kW (A5:6)	610	11	718,3	33,5	58,5
BOX HB 63 M6 0,55kW (A2:9)	610	11	718,3	33,5	58,5
BOX HB 63 M6 0,55kW (A5:6)	610	11	718,3	33,5	58,5
BOX HB 63 T4 0,55kW (A2:6)	610	11	715	35	60

Model	K	L	M	N	O
BOX HB 63 T4 0,75kW (A2:6)	610	11	718,3	33,5	58,5
BOX HB 63 T4 0,75kW (A2:9)	610	11	718,3	33,5	58,5
BOX HB 63 T4 0,75kW (A5:6)	610	11	718,3	33,5	58,5
BOX HB 63 T4 1,1kW (A2:6)	610	11	718,3	33,5	58,5
BOX HB 63 T4 1,1kW (A2:9)	610	11	718,3	33,5	58,5
BOX HB 63 T4 1,1kW (A5:6)	610	11	718,3	33,5	58,5
BOX HB 63 T4 1,5kW (A2:6)	610	11	718,3	33,5	58,5
BOX HB 63 T4 1,5kW (A2:9)	610	11	718,3	33,5	58,5
BOX HB 63 T4 1,5kW (A5:6)	610	11	718,3	33,5	58,5
BOX HB 63 T4 2,2kW (A2:6)	610	11	718,3	33,5	58,5
BOX HB 63 T4 2,2kW (A2:9)	610	11	718,3	33,5	58,5
BOX HB 63 T4 2,2kW (A5:6)	610	11	718,3	33,5	58,5
BOX HB 63 T4 3kW (A2:9)	610	11	718,3	33,5	58,5
BOX HB 63 T6 0,37kW (A5:6)	610	11	718,3	33,5	58,5
BOX HB 63 T6 0,55kW (A2:6)	610	11	715	35	60
BOX HB 63 T6 0,55kW (A2:9)	610	11	718,3	33,5	58,5
BOX HB 63 T6 0,55kW (A5:6)	610	11	718,3	33,5	58,5
BOX HB 63 T6 0,75kW (A2:9)	610	11	718,3	33,5	58,5
BOX HB 63 T4/T8 0,55/0,09kW (A2:6)	610	11	715	35	60
BOX HB 63 T4/T8 0,75/0,12kW (A2:6)	610	11	715	35	60
BOX HB 63 T4/T8 0,75/0,12kW (A2:9)	610	11	715	35	60
BOX HB 63 T4/T8 0,75/0,12kW (A5:6)	610	11	718,3	33,5	58,5
BOX HB 63 T4/T8 1,1/0,18kW (A2:6)	610	11	715	35	60
BOX HB 63 T4/T8 1,1/0,18kW (A2:9)	610	11	715	35	60
BOX HB 63 T4/T8 1,1/0,18kW (A5:6)	610	11	718,3	33,5	58,5
BOX HB 63 T4/T8 1,5/0,25kW (A2:6)	610	11	715	35	60
BOX HB 63 T4/T8 1,5/0,25kW (A2:9)	610	11	715	35	60
BOX HB 63 T4/T8 1,5/0,25kW (A5:6)	610	11	718,3	33,5	58,5
BOX HB 63 T4/T8 2,2/0,37kW (A2:6)	610	11	715	35	60
BOX HB 63 T4/T8 2,2/0,37kW (A2:9)	610	11	715	35	60
BOX HB 63 T4/T8 2,2/0,37kW (A5:6)	610	11	718,3	33,5	58,5
BOX HB 63 T4/T8 3/0,55kW (A2:9)	610	11	715	35	60
BOX HB 71 M6 0,55kW (A2:6)	610	11	888	33,5	58,5
BOX HB 71 M6 0,55kW (A2:9)	610	11	888	33,5	58,5
BOX HB 71 T4 0,75kW (A2:6)	650	11	885	35	60
BOX HB 71 T4 0,75kW (A5:6)	610	11	888	33,5	58,5
BOX HB 71 T4 1,1kW (A2:6)	610	11	888	33,5	58,5
BOX HB 71 T4 1,1kW (A2:9)	610	11	888	33,5	58,5
BOX HB 71 T4 1,1kW (A5:6)	610	11	888	33,5	58,5
BOX HB 71 T4 1,5kW (A2:6)	610	11	888	33,5	58,5

Model	K	L	M	N	O
BOX HB 71 T4 1,5kW (A2:9)	610	11	888	33,5	58,5
BOX HB 71 T4 1,5kW (A5:6)	610	11	888	33,5	58,5
BOX HB 71 T4 2,2kW (A2:6)	610	11	888	33,5	58,5
BOX HB 71 T4 2,2kW (A2:9)	610	11	888	33,5	58,5
BOX HB 71 T4 2,2kW (A5:6)	610	11	888	33,5	58,5
BOX HB 71 T4 3kW (A2:6)	610	11	888	33,5	58,5
BOX HB 71 T4 3kW (A2:9)	610	11	888	33,5	58,5
BOX HB 71 T4 3kW (A5:6)	610	11	888	33,5	58,5
BOX HB 71 T6 0,55kW (A2:6)	610	11	888	33,5	58,5
BOX HB 71 T6 0,55kW (A2:9)	610	11	888	33,5	58,5
BOX HB 71 T6 0,75kW (A2:6)	610	11	888	33,5	58,5
BOX HB 71 T6 0,75kW (A2:9)	610	11	888	33,5	58,5
BOX HB 71 T6 0,75kW (A5:6)	610	11	888	33,5	58,5
BOX HB 71 T6 1,1kW (A2:9)	610	11	888	33,5	58,5
BOX HB 71 T4/T8 0,75/0,12kW (A2:6)	650	11	885	35	60
BOX HB 71 T4/T8 0,75/0,12kW (A5:6)	610	11	888	33,5	58,5
BOX HB 71 T4/T8 1,1/0,18kW (A2:6)	650	11	885	35	60
BOX HB 71 T4/T8 1,1/0,18kW (A2:9)	650	11	885	35	60
BOX HB 71 T4/T8 1,1/0,18kW (A5:6)	610	11	888	33,5	58,5
BOX HB 71 T4/T8 1,5/0,25kW (A2:6)	610	11	888	33,5	58,5
BOX HB 71 T4/T8 1,5/0,25kW (A2:9)	610	11	888	33,5	58,5
BOX HB 71 T4/T8 1,5/0,25kW (A5:6)	610	11	888	33,5	58,5
BOX HB 71 T4/T8 2,2/0,37kW (A2:6)	650	11	885	35	60
BOX HB 71 T4/T8 2,2/0,37kW (A2:9)	650	11	885	35	60
BOX HB 71 T4/T8 2,2/0,37kW (A5:6)	610	11	888	33,5	58,5
BOX HB 71 T4/T8 3/0,55kW (A2:6)	650	11	885	35	60
BOX HB 71 T4/T8 3/0,55kW (A2:9)	650	11	885	35	60
BOX HB 71 T4/T8 3/0,55kW (A5:6)	610	11	888	33,5	58,5
BOX HB 80 T4 1,1KW (A2:6)	650	11	885	35	60
BOX HB 80 T4 1,5KW (A2:6)	650	11	885	35	60
BOX HB 80 T4 1,5KW (A2:9)	650	11	885	35	60
BOX HB 80 T4 2,2kW (A2:6)	610	11	888	33,5	58,5
BOX HB 80 T4 2,2kW (A2:9)	610	11	888	33,5	58,5
BOX HB 80 T4 3kW (A2:6)	610	11	888	33,5	58,5
BOX HB 80 T4 3kW (A2:9)	610	11	888	33,5	58,5
BOX HB 80 T4 3kW (A5:6)	610	11	888	33,5	58,5
BOX HB 80 T4 4kW (A2:6)	610	11	888	33,5	58,5
BOX HB 80 T4 4kW (A2:9)	610	11	888	33,5	58,5
BOX HB 80 T4 4kW (A5:6)	610	11	888	33,5	58,5
BOX HB 80 T4 5,5kW (A2:6)	610	11	888	33,5	58,5

Model	K	L	M	N	O
BOX HB 80 T4 5,5kW (A2:9)	610	11	888	33,5	58,5
BOX HB 80 T6 0,75kW (A2:6)	610	11	888	33,5	58,5
BOX HB 80 T6 0,75kW (A2:9)	610	11	888	33,5	58,5
BOX HB 80 T6 0,75kW (A5:6)	610	11	888	33,5	58,5
BOX HB 80 T6 1,1kW (A2:6)	610	11	888	33,5	58,5
BOX HB 80 T6 1,1kW (A2:9)	610	11	888	33,5	58,5
BOX HB 80 T6 1,1kW (A5:6)	610	11	888	33,5	58,5
BOX HB 80 T6 1,5kW (A2:6)	650	11	885	35	60
BOX HB 80 T6 1,5kW (A2:9)	610	11	888	33,5	58,5
BOX HB 80 T6 1,5kW (A5:6)	610	11	888	33,5	58,5
BOX HB 80 T6 2,2kW (A2:9)	610	11	888	33,5	58,5
BOX HB 80 T6 2,2kW (A5:6)	610	11	888	33,5	58,5
BOX HB 80 T4/T8 1,1/0,18kW (A2:6)	650	11	885	35	60
BOX HB 80 T4/T8 1,5/0,25kW (A2:6)	650	11	885	35	60
BOX HB 80 T4/T8 1,5/0,25kW (A2:9)	650	11	885	35	60
BOX HB 80 T4/T8 2,2/0,37kW (A2:6)	650	11	885	35	60
BOX HB 80 T4/T8 2,2/0,37kW (A2:9)	650	11	885	35	60
BOX HB 80 T4/T8 3/0,55kW (A2:6)	650	11	885	35	60
BOX HB 80 T4/T8 3/0,55kW (A2:9)	650	11	885	35	60
BOX HB 80 T4/T8 3/0,55kW (A5:6)	610	11	888	33,5	58,5
BOX HB 80 T4/T8 4/0,75kW (A2:6)	650	11	885	35	60
BOX HB 80 T4/T8 4/0,75kW (A2:9)	650	11	885	35	60
BOX HB 80 T4/T8 4/0,75kW (A5:6)	610	11	888	33,5	58,5
BOX HB 80 T4/T8 5,5/1,1kW (A2:6)	650	11	885	35	60
BOX HB 80 T4/T8 5,5/1,1kW (A2:9)	650	11	885	35	60
BOX HB 90 T4 3kW (A6:3)	915	11	1110	35	90
BOX HB 90 T4 4kW (A6:3)	915	11	1110	35	90
BOX HB 90 T4 5,5kW (A6:3)	915	11	1110	35	90
BOX HB 90 T4 5,5kW (A6:6)	915	11	1110	35	90
BOX HB 90 T4 7,5kW (A6:3)	915	11	1110	35	90
BOX HB 90 T4 7,5kW (A6:6)	915	11	1110	35	90
BOX HB 90 T4 11kW (A6:3)	915	11	1110	35	90
BOX HB 90 T4 11kW (A6:6)	915	11	1110	35	90
BOX HB 90 T4 15kW (A6:6)	915	11	1110	35	90
BOX HB 90 T6 1,5kW (A6:3)	915	11	1110	35	90
BOX HB 90 T6 1,5kW (A6:6)	915	11	1110	35	90
BOX HB 90 T6 2,2kW (A6:3)	915	11	1110	35	90
BOX HB 90 T6 2,2kW (A6:6)	915	11	1110	35	90
BOX HB 90 T6 3kW (A6:3)	915	11	1110	35	90
BOX HB 90 T6 3kW (A6:6)	915	11	1110	35	90

Model	K	L	M	N	O
BOX HB 90 T6 4kW (A6:6)	915	11	1110	35	90
BOX HB 90 T4/T8 3/0,55kW (A6:3)	915	11	1110	35	90
BOX HB 90 T4/T8 4/0,75kW (A6:3)	915	11	1110	35	90
BOX HB 90 T4/T8 5,5/1,1kW (A6:3)	915	11	1110	35	90
BOX HB 90 T4/T8 5,5/1,1kW (A6:6)	915	11	1110	35	90
BOX HB 90 T4/T8 7,5/1,5kW (A6:3)	915	11	1110	35	90
BOX HB 90 T4/T8 7,5/1,5kW (A6:6)	915	11	1110	35	90
BOX HB 90 T4/T8 11/3kW (A6:3)	915	11	1110	35	90
BOX HB 90 T4/T8 11/3kW (A6:6)	915	11	1110	35	90
BOX HB 90 T4/T8 15/3,5kW (A6:6)	915	11	1110	35	90
BOX HB 100 T4 5,5kW (A6:3)	915	11	1110	35	90
BOX HB 100 T4 7,5kW (A6:3)	915	11	1110	35	90
BOX HB 100 T4 7,5kW (A6:6)	915	11	1110	35	90
BOX HB 100 T4 11kW (A6:3)	915	11	1110	35	90
BOX HB 100 T4 11kW (A6:6)	915	11	1110	35	90
BOX HB 100 T4 15kW (A6:3)	915	11	1110	35	90
BOX HB 100 T4 15kW (A6:6)	915	11	1110	35	90
BOX HB 100 T4 18,5kW (A6:6)	915	11	1110	35	90
BOX HB 100 T4 22kW (A6:6)	915	11	1110	35	90
BOX HB 100 T6 1,5kW (A6:3)	915	11	1110	35	90
BOX HB 100 T6 2,2kW (A6:3)	915	11	1110	35	90
BOX HB 100 T6 2,2kW (A6:6)	915	11	1110	35	90
BOX HB 100 T6 3kW (A6:3)	915	11	1110	35	90
BOX HB 100 T6 3kW (A6:6)	915	11	1110	35	90
BOX HB 100 T6 4kW (A6:3)	915	11	1110	35	90
BOX HB 100 T6 4kW (A6:6)	915	11	1110	35	90
BOX HB 100 T6 5,5kW (A6:6)	915	11	1110	35	90
BOX HB 100 T6 7,5kW (A6:6)	915	11	1110	35	90
BOX HB 100 T4/T8 5,5/1,1kW (A6:3)	915	11	1110	35	90
BOX HB 100 T4/T8 7,5/1,5kW (A6:3)	915	11	1110	35	90
BOX HB 100 T4/T8 7,5/1,5kW (A6:6)	915	11	1110	35	90
BOX HB 100 T4/T8 11/3kW (A6:3)	915	11	1110	35	90
BOX HB 100 T4/T8 11/3kW (A6:6)	915	11	1110	35	90
BOX HB 100 T4/T8 15/3,5kW (A6:3)	915	11	1110	35	90
BOX HB 100 T4/T8 15/3,5kW (A6:6)	915	11	1110	35	90
BOX HB 100 T4/T8 17/4,3kW (A6:6)	915	11	1110	35	90
BOX HB 100 T4/T8 20/5kW (A6:6)	915	11	1110	35	90
BOX HB 112 T4 5,5kW (A6:3)	1075	11	1350	35	90
BOX HB 112 T4 7,5kW (A6:3)	1075	11	1350	35	90
BOX HB 112 T4 11kW (A6:3)	1075	11	1350	35	90

Model	K	L	M	N	O
BOX HB 112 T4 11kW (A6:6)	1075	11	1350	35	90
BOX HB 112 T4 15kW (A6:3)	1075	11	1350	35	90
BOX HB 112 T4 15kW (A6:6)	1075	11	1350	35	90
BOX HB 112 T4 18,5kW (A6:3)	1075	11	1350	35	90
BOX HB 112 T4 18,5kW (A6:6)	1075	11	1350	35	90
BOX HB 112 T4 22kW (A6:3)	1075	11	1350	35	90
BOX HB 112 T4 22kW (A6:6)	1075	11	1350	35	90
BOX HB 112 T4 30kW (A6:6)	1075	11	1350	35	90
BOX HB 112 T6 2,2kW (A6:3)	1075	11	1350	35	90
BOX HB 112 T6 2,2kW (A6:6)	1075	11	1350	35	90
BOX HB 112 T6 3kW (A6:3)	1075	11	1350	35	90
BOX HB 112 T6 3kW (A6:6)	1075	11	1350	35	90
BOX HB 112 T6 4kW (A6:3)	1075	11	1350	35	90
BOX HB 112 T6 4kW (A6:6)	1075	11	1350	35	90
BOX HB 112 T6 5,5kW (A6:3)	1075	11	1350	35	90
BOX HB 112 T6 5,5kW (A6:6)	1075	11	1350	35	90
BOX HB 112 T6 7,5kW (A6:6)	1075	11	1350	35	90
BOX HB 112 T6 11kW (A6:6)	1075	11	1350	35	90
BOX HB 112 T4/T8 5,5/1,1kW (A6:3)	1075	11	1350	35	90
BOX HB 112 T4/T8 7,5/1,5kW (A6:3)	1075	11	1350	35	90
BOX HB 112 T4/T8 11/3kW (A6:3)	1075	11	1350	35	90
BOX HB 112 T4/T8 11/3kW (A6:6)	1075	11	1350	35	90
BOX HB 112 T4/T8 15/3,5kW (A6:3)	1075	11	1350	35	90
BOX HB 112 T4/T8 15/3,5kW (A6:6)	1075	11	1350	35	90
BOX HB 112 T4/T8 17/4,3kW (A6:3)	1075	11	1350	35	90
BOX HB 112 T4/T8 17/4,3kW (A6:6)	1075	11	1350	35	90
BOX HB 112 T4/T8 20/5kW (A6:3)	1075	11	1350	35	90
BOX HB 112 T4/T8 20/5kW (A6:6)	1075	11	1350	35	90
BOX HB 112 T4/T8 28/6,5kW (A6:6)	1075	11	1350	35	90
BOX HB 112 T4/T8 35/8kW (A6:6)	1075	11	1350	35	90
BOX HB 125 T4 11kW (A7:4)	1075	11	1350	35	90
BOX HB 125 T4 15kW (A7:4)	1075	11	1350	35	90
BOX HB 125 T4 15kW (A7:8)	1075	11	1350	35	90
BOX HB 125 T4 18,5kW (A7:4)	1075	11	1350	35	90
BOX HB 125 T4 18,5kW (A7:8)	1075	11	1350	35	90
BOX HB 125 T4 22kW (A7:4)	1075	11	1350	35	90
BOX HB 125 T4 22kW (A7:8)	1075	11	1350	35	90
BOX HB 125 T4 30kW (A7:4)	1075	11	1350	35	90
BOX HB 125 T4 30kW (A7:8)	1075	11	1350	35	90
BOX HB 125 T4 37kW (A7:4)	1075	11	1350	35	90

Model	K	L	M	N	O
BOX HB 125 T4 37kW (A7:8)	1075	11	1350	35	90
BOX HB 125 T4 45kW (A7:8)	1075	11	1350	35	90
BOX HB 125 T6 3kW (A7:4)	1075	11	1350	35	90
BOX HB 125 T6 4kW (A7:4)	1075	11	1350	35	90
BOX HB 125 T6 5,5kW (A7:4)	1075	11	1350	35	90
BOX HB 125 T6 5,5kW (A7:8)	1075	11	1350	35	90
BOX HB 125 T6 7,5kW (A7:4)	1075	11	1350	35	90
BOX HB 125 T6 7,5kW (A7:8)	1075	11	1350	35	90
BOX HB 125 T6 11kW (A7:4)	1075	11	1350	35	90
BOX HB 125 T6 11kW (A7:8)	1075	11	1350	35	90
BOX HB 125 T6 15kW (A7:8)	1075	11	1350	35	90
BOX HB 125 T4/T8 11/3kW (A7:4)	1075	11	1350	35	90
BOX HB 125 T4/T8 15/3,5kW (A7:4)	1075	11	1350	35	90
BOX HB 125 T4/T8 15/3,5kW (A7:8)	1075	11	1350	35	90
BOX HB 125 T4/T8 17/4,3kW (A7:4)	1075	11	1350	35	90
BOX HB 125 T4/T8 20/5kW (A7:4)	1075	11	1350	35	90
BOX HB 125 T4/T8 20/5kW (A7:8)	1075	11	1350	35	90
BOX HB 125 T4/T8 28/6,5kW (A7:4)	1075	11	1350	35	90
BOX HB 125 T4/T8 28/6,5kW (A7:8)	1075	11	1350	35	90
BOX HB 125 T4/T8 35/8kW (A7:4)	1075	11	1350	35	90
BOX HB 125 T4/T8 35/8kW (A7:8)	1075	11	1350	35	90
BOX HB 125 T4/T8 37/9,2kW (A7:8)	1075	11	1350	35	90
BOX HB 125 T4/T8 44/11kW (A7:8)	1075	11	1350	35	90

Wiring diagram

DIAGRAM N° 1

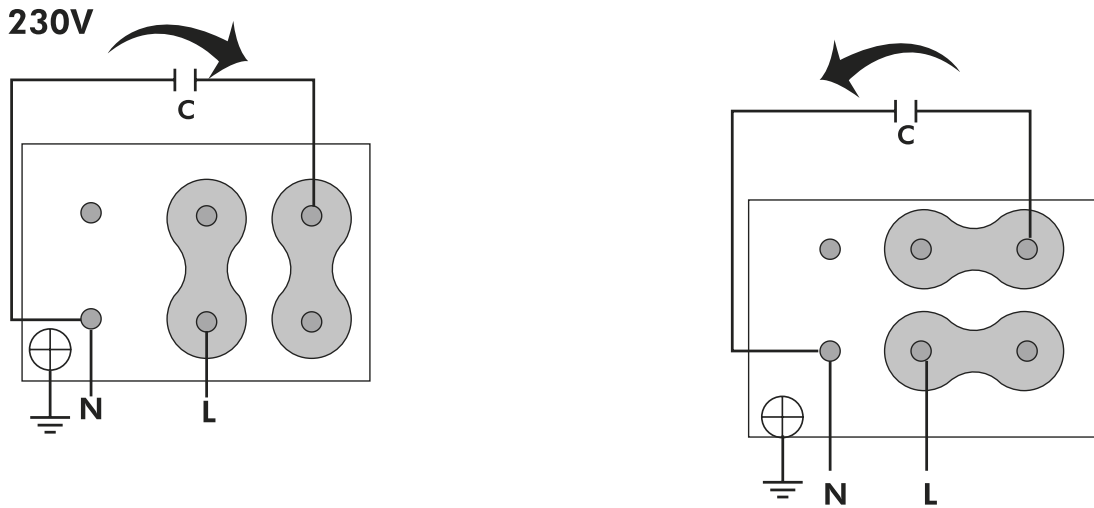


DIAGRAM N° 2

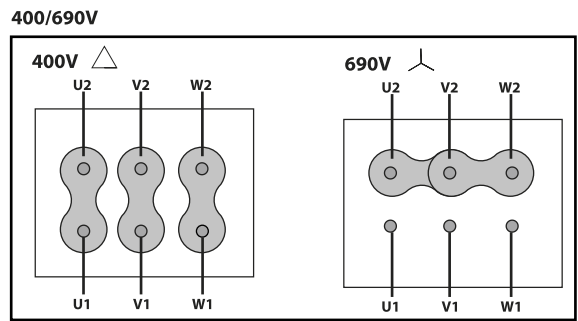
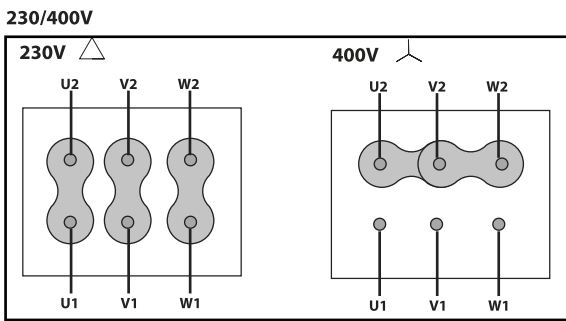
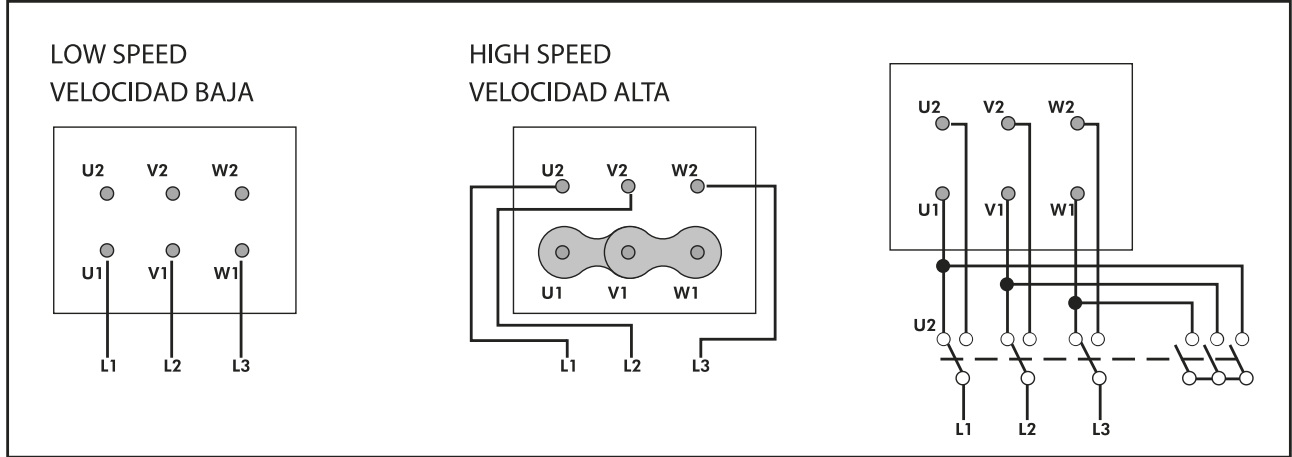


DIAGRAM Nº 3

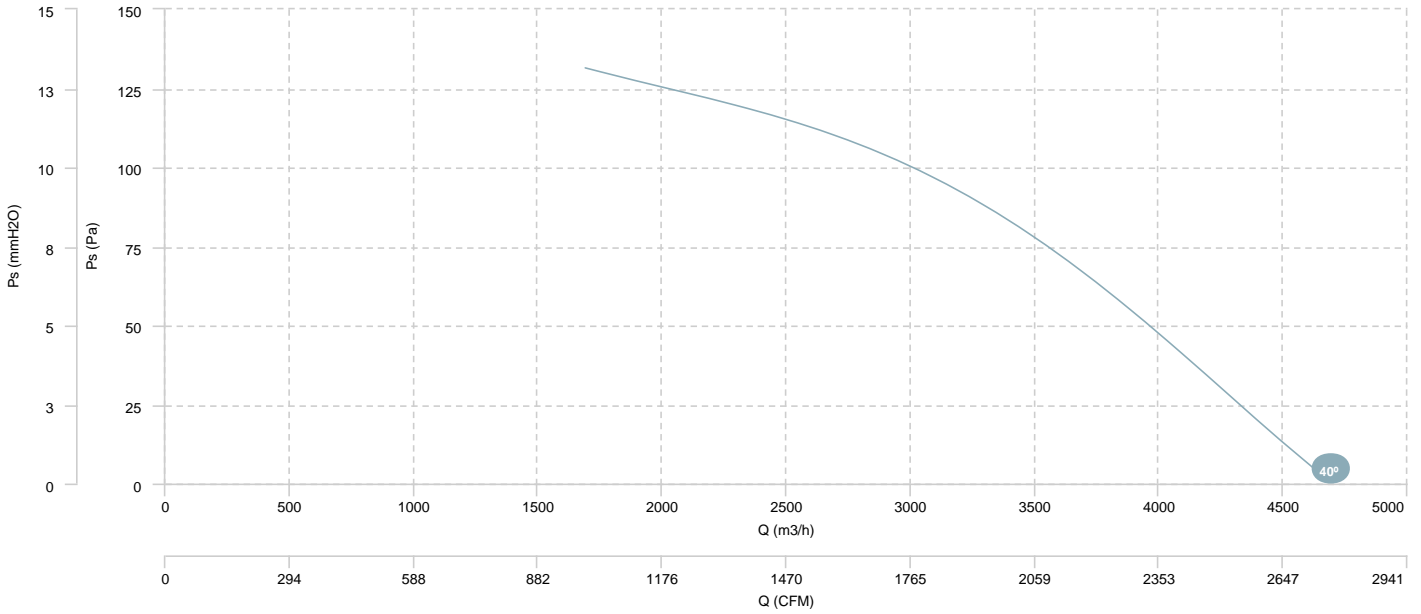
400V DAHLANDER (Y,YY)



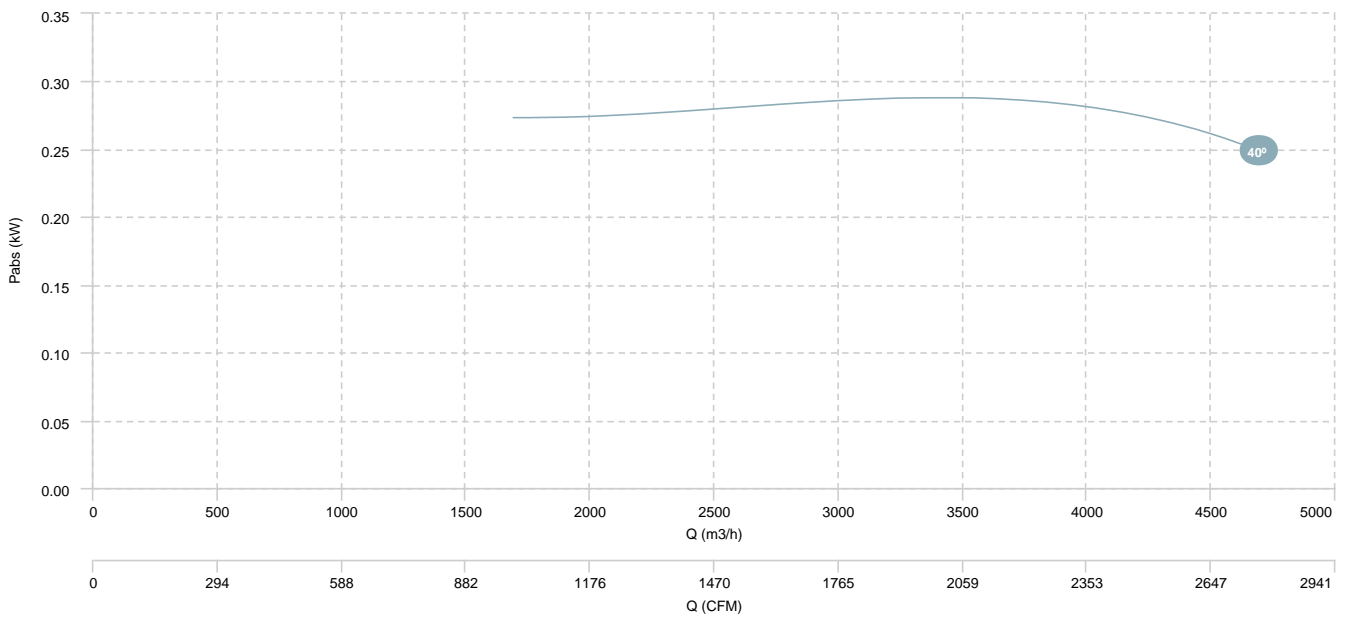
CHARACTERISCTIC CURVE

BOX HB 40 M4 0,25kW (A0:6)

AIR FLOW - PRESSURE

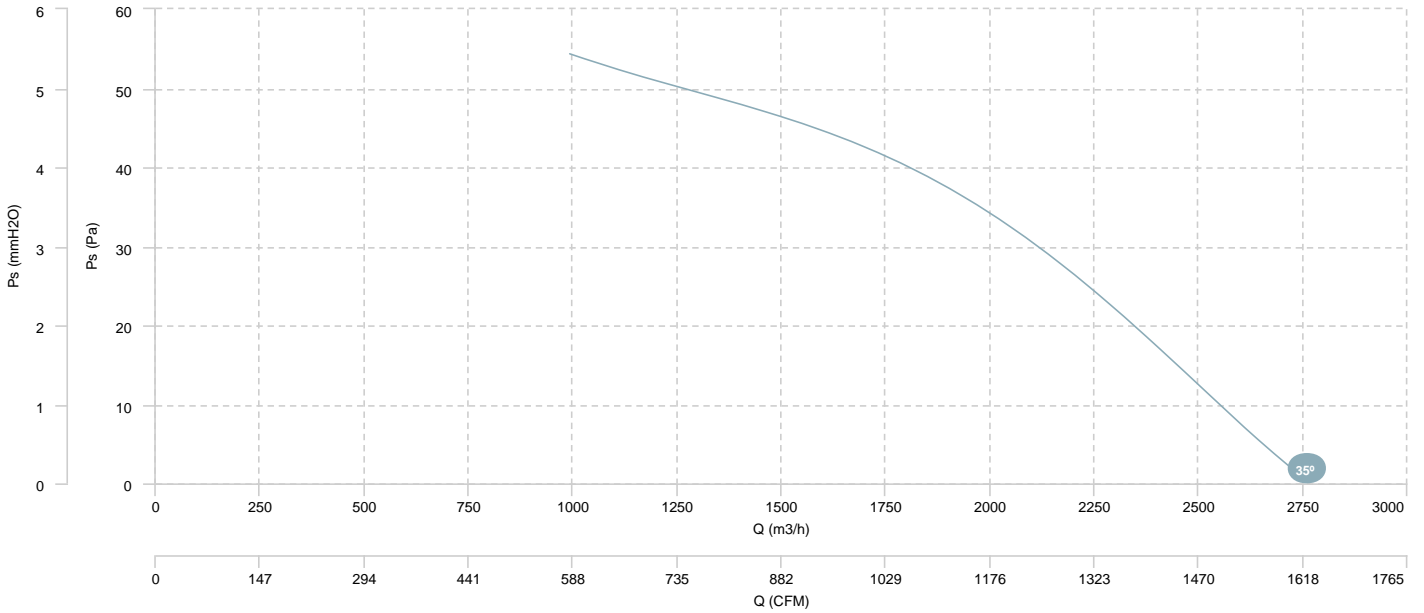


AIR FLOW - ABSORBED POWER

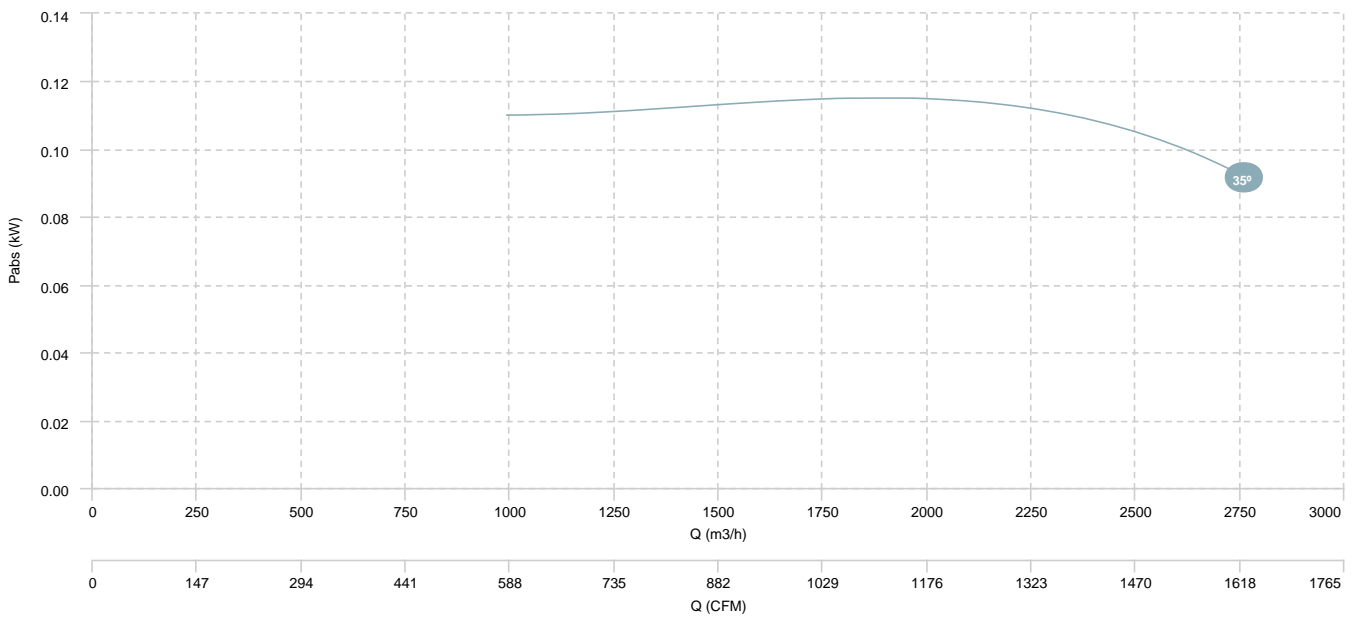


BOX HB 40 M6 0,04kW (A0:6)

AIR FLOW - PRESSURE

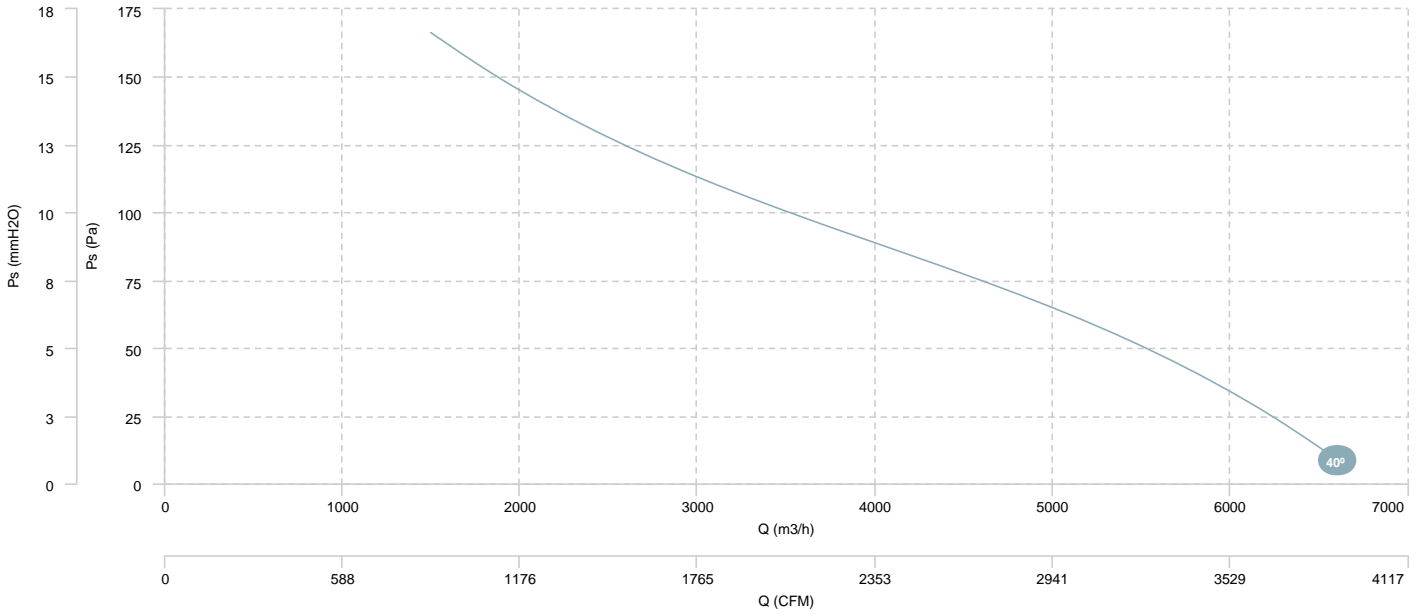


AIR FLOW - ABSORBED POWER

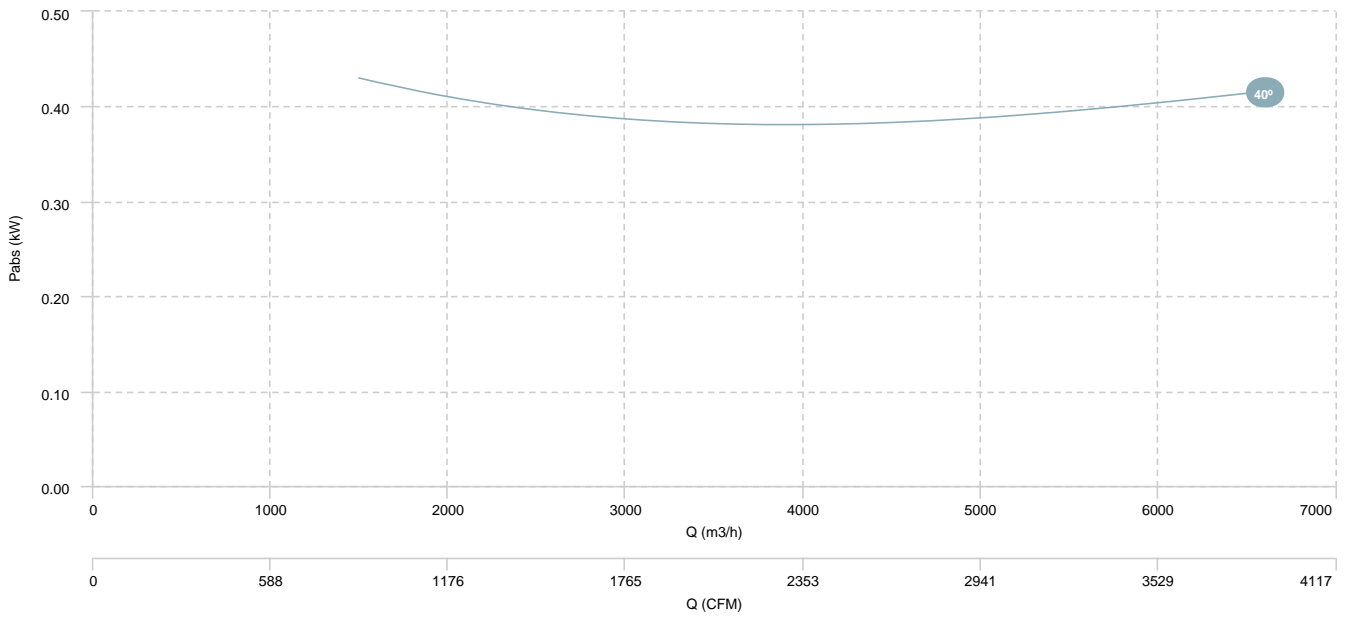


BOX HB 45 M4 0,37kW (A0:6)

AIR FLOW - PRESSURE

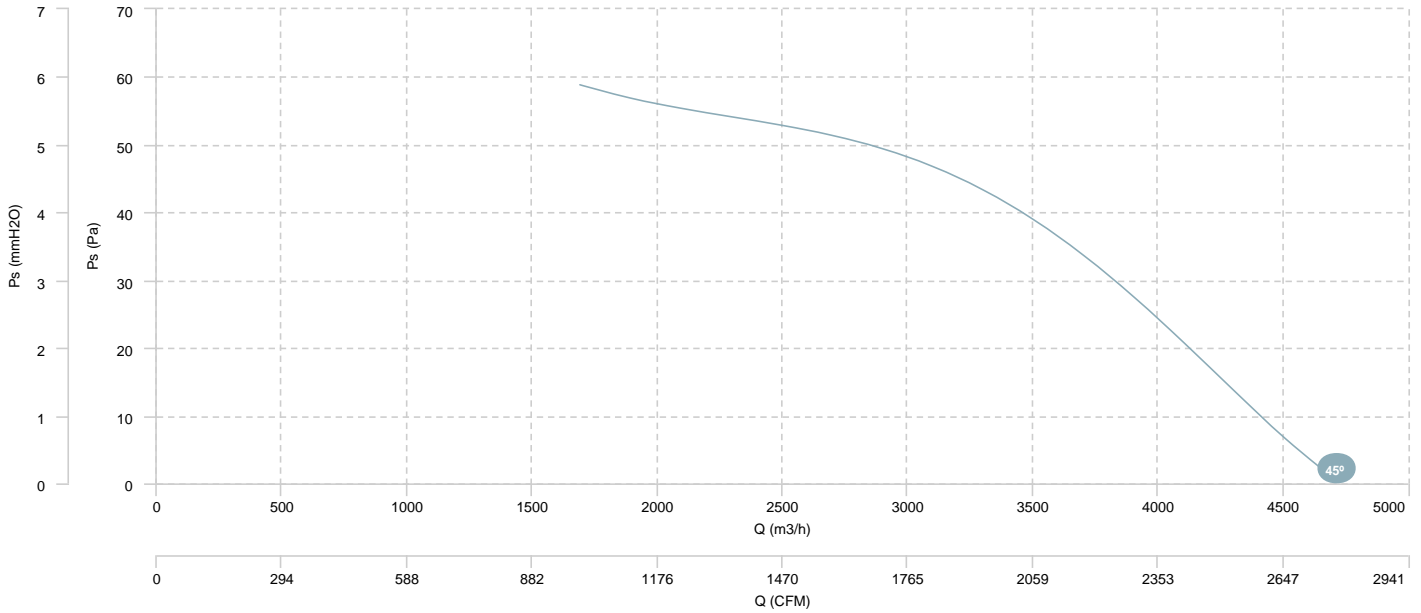


AIR FLOW - ABSORBED POWER

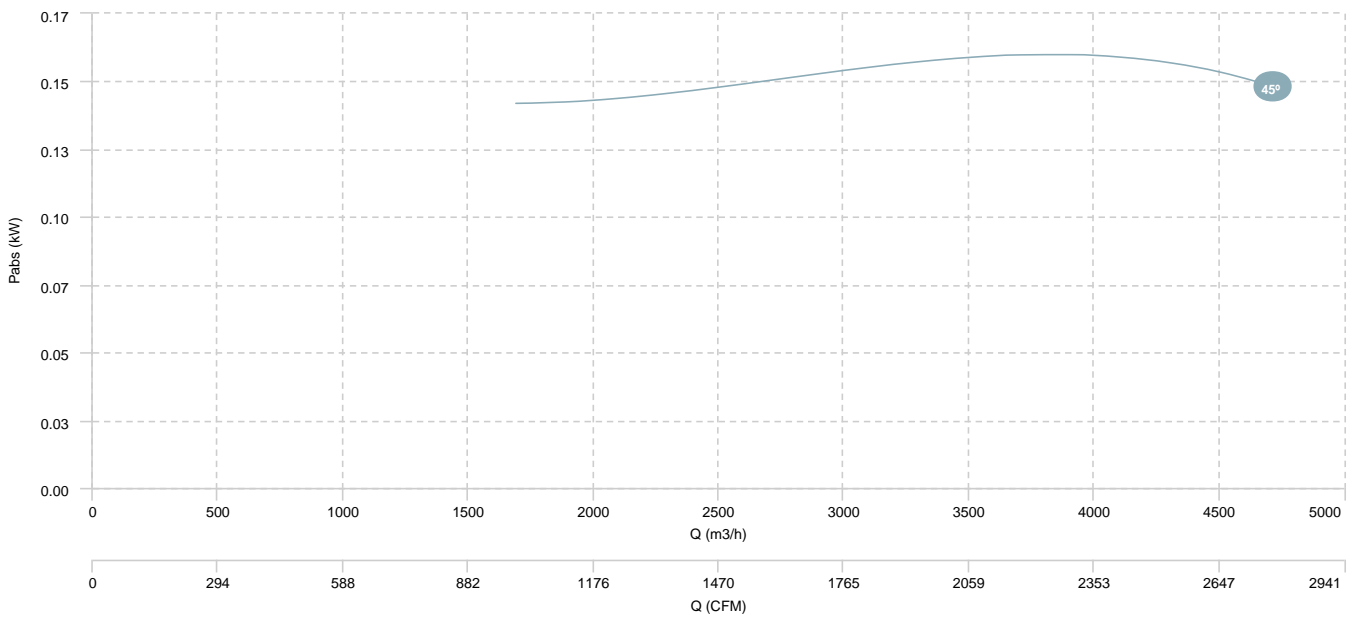


BOX HB 45 M6 0,13kW (A0:6)

AIR FLOW - PRESSURE

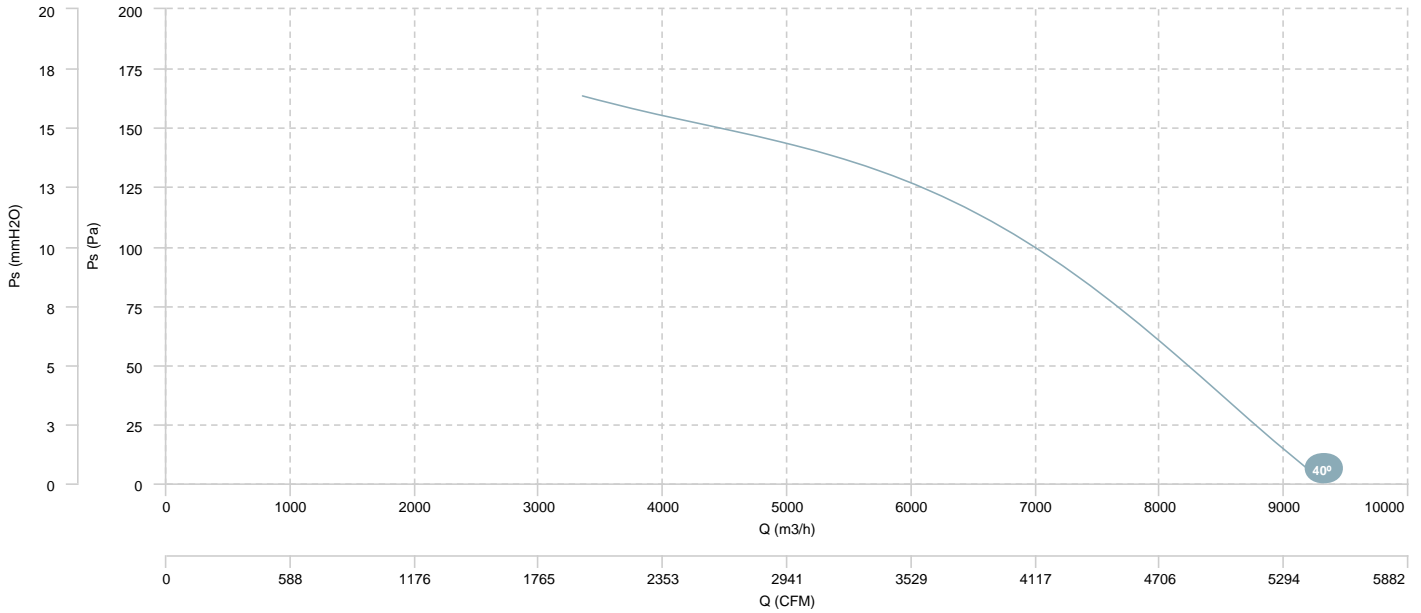


AIR FLOW - ABSORBED POWER

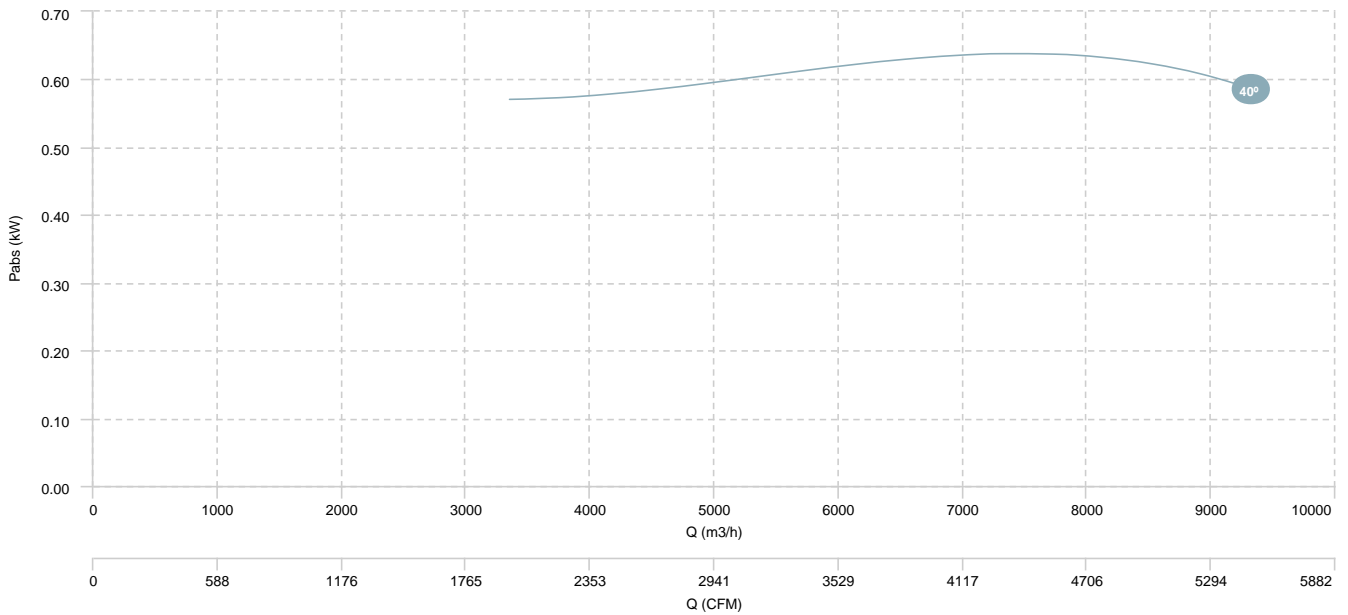


BOX HB 50 M4 0,55kW (A0:6)

AIR FLOW - PRESSURE

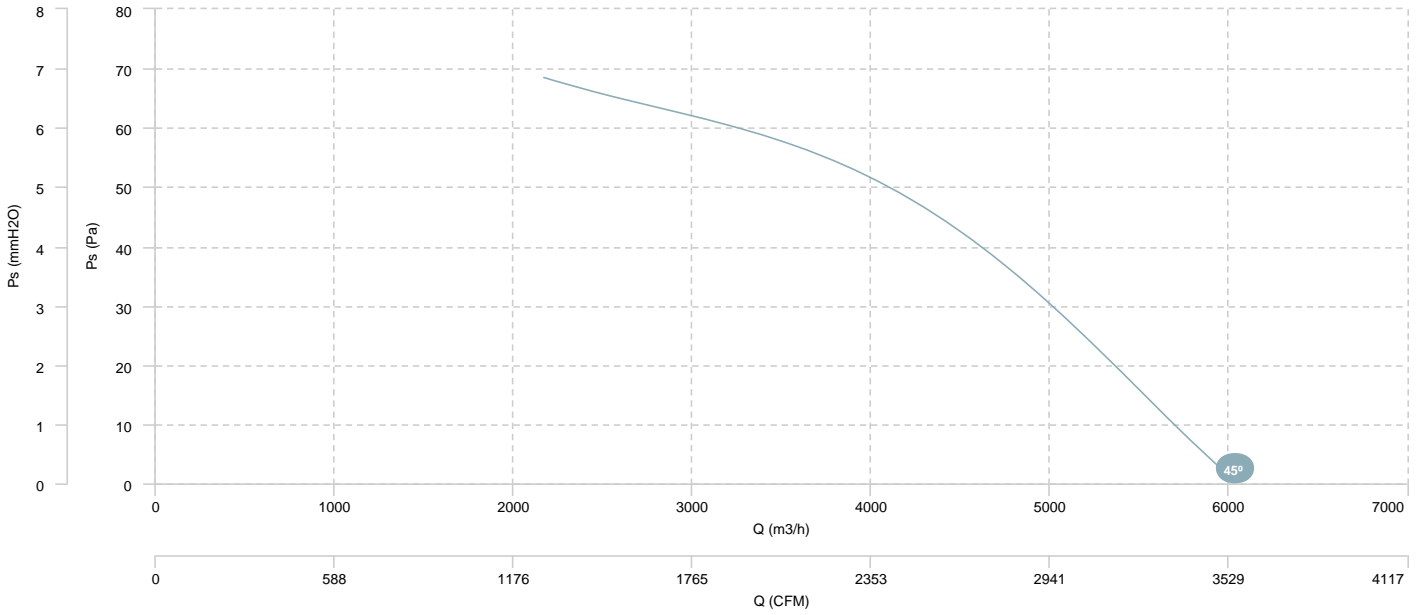


AIR FLOW - ABSORBED POWER

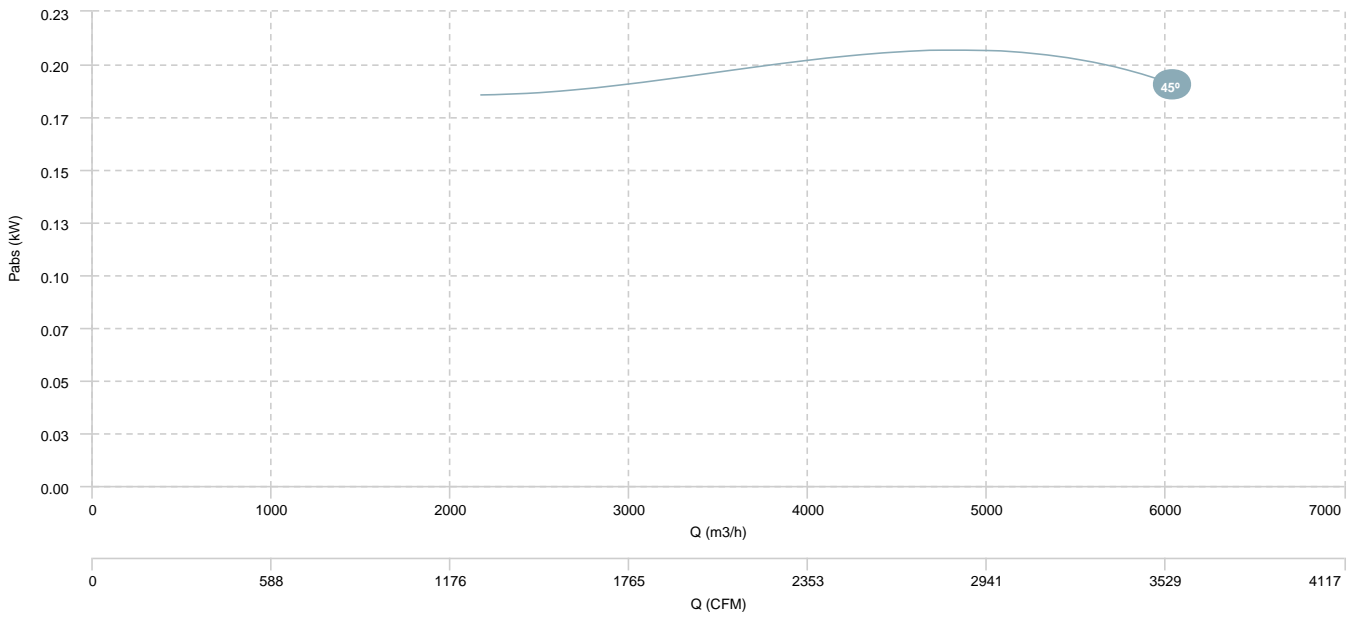


BOX HB 50 M6 0,13kW (A0:6)

AIR FLOW - PRESSURE

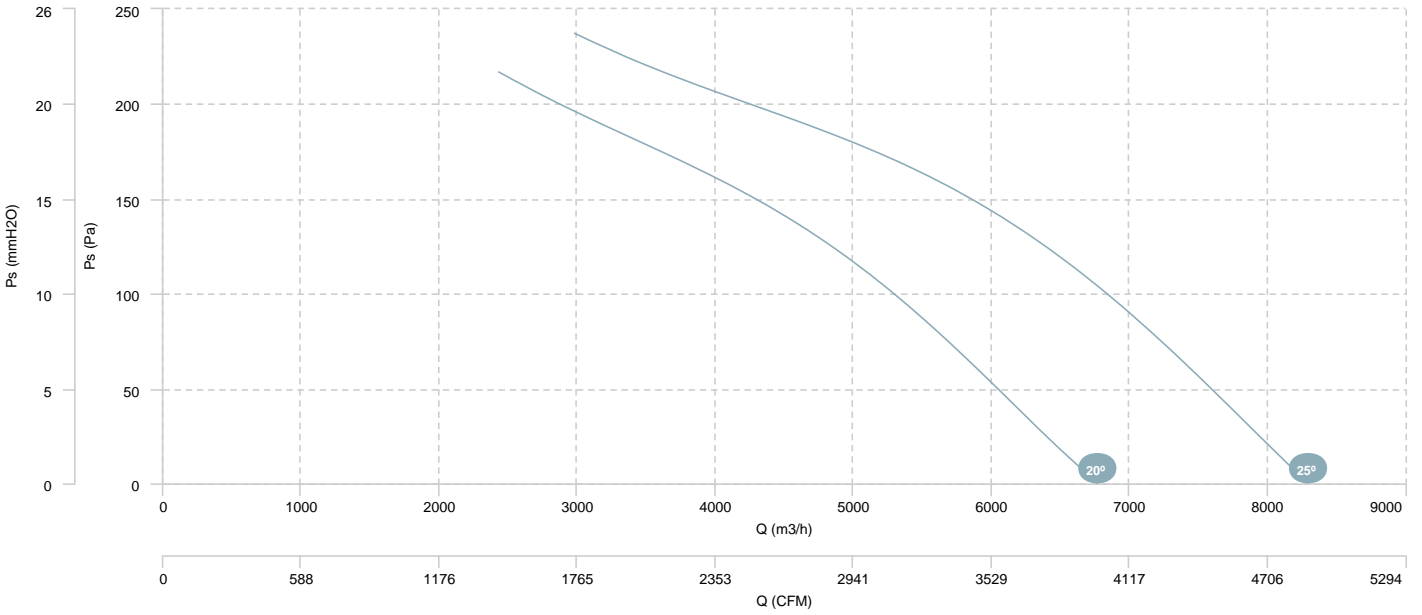


AIR FLOW - ABSORBED POWER

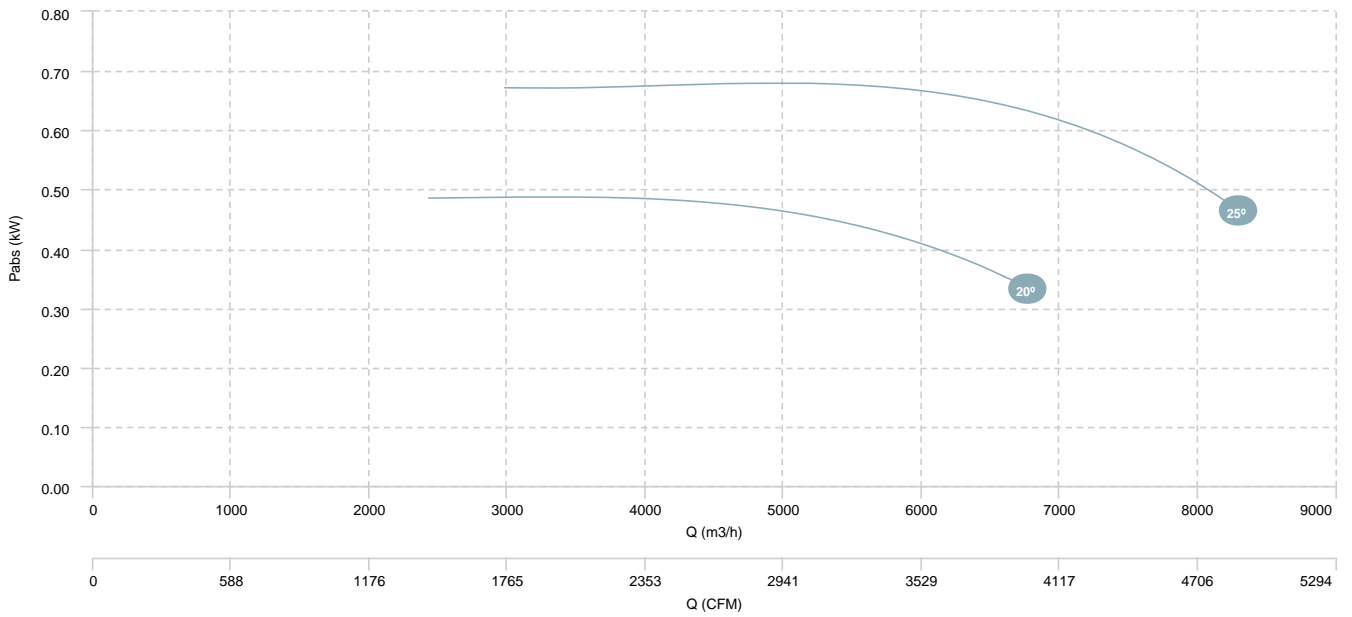


BOX HB 56 M4 0,55kW (A2:6)

AIR FLOW - PRESSURE



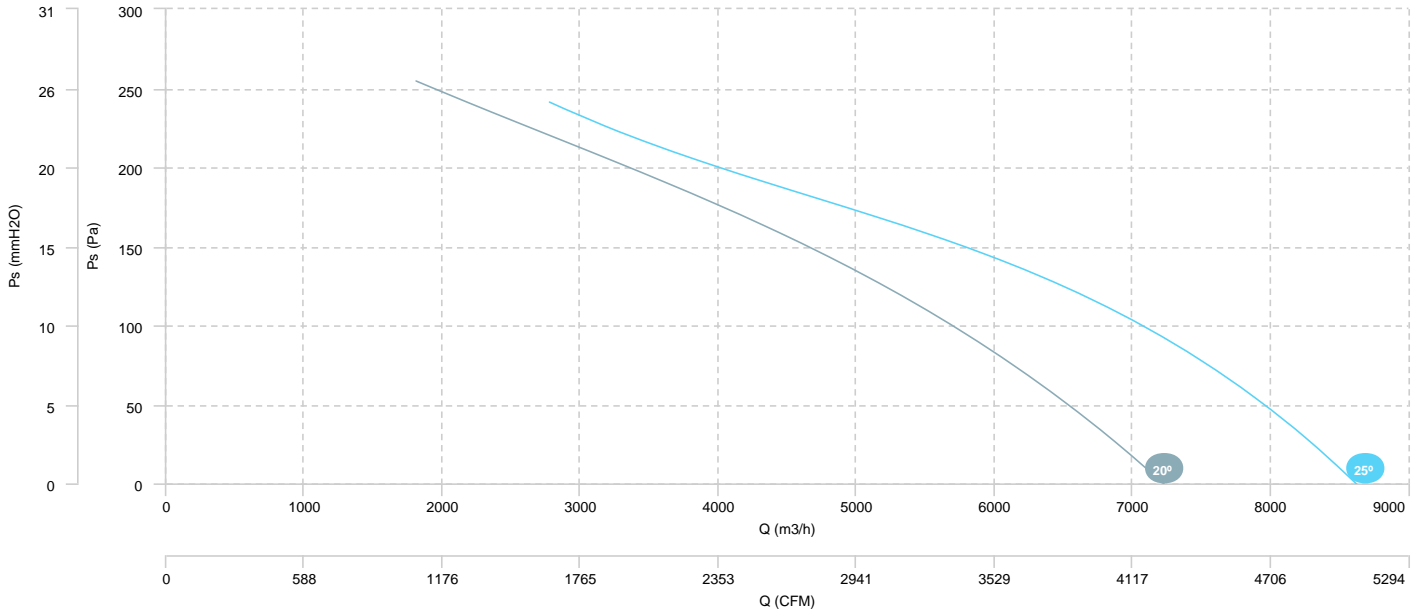
AIR FLOW - ABSORBED POWER



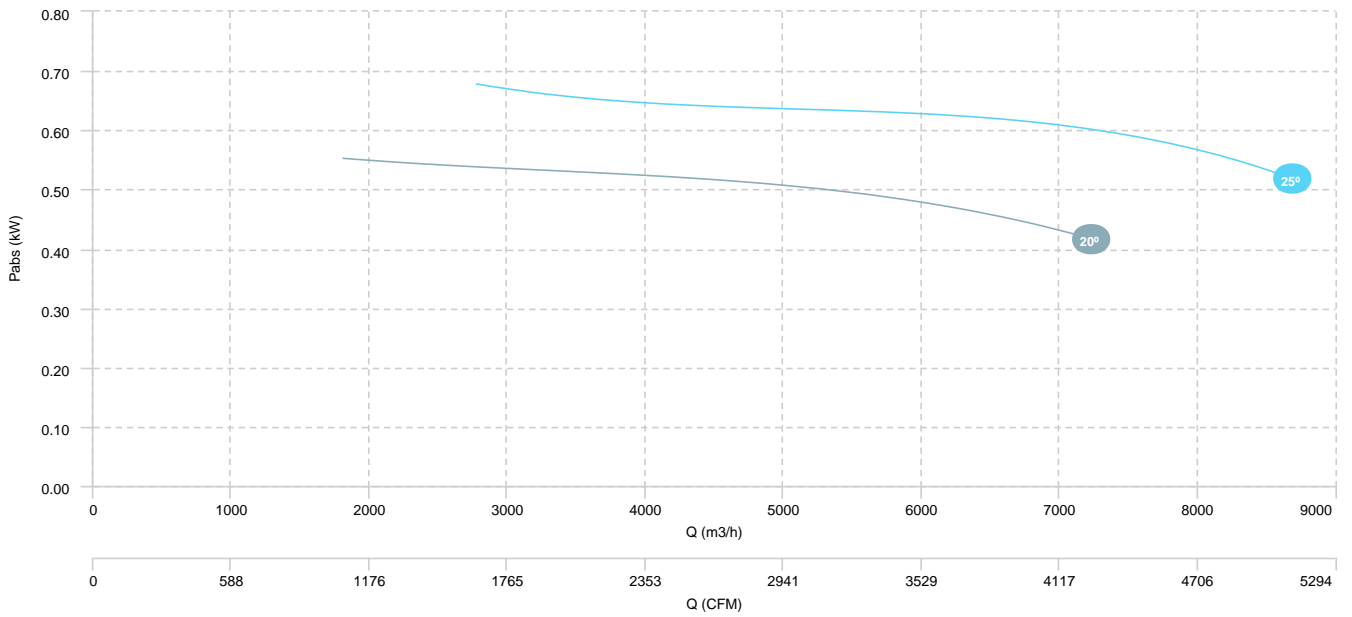
BOX HB 56 M4 0,37kW (A5:6)

BOX HB 56 M4 0,55kW (A5:6)

AIR FLOW - PRESSURE



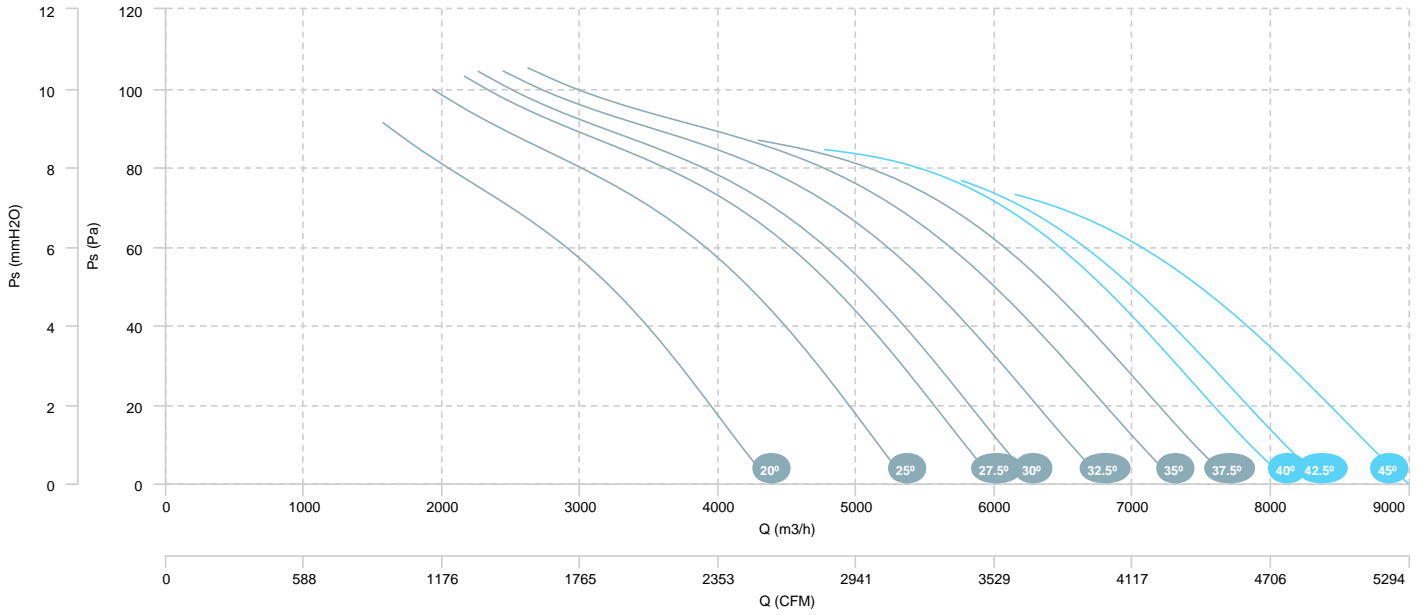
AIR FLOW - ABSORBED POWER



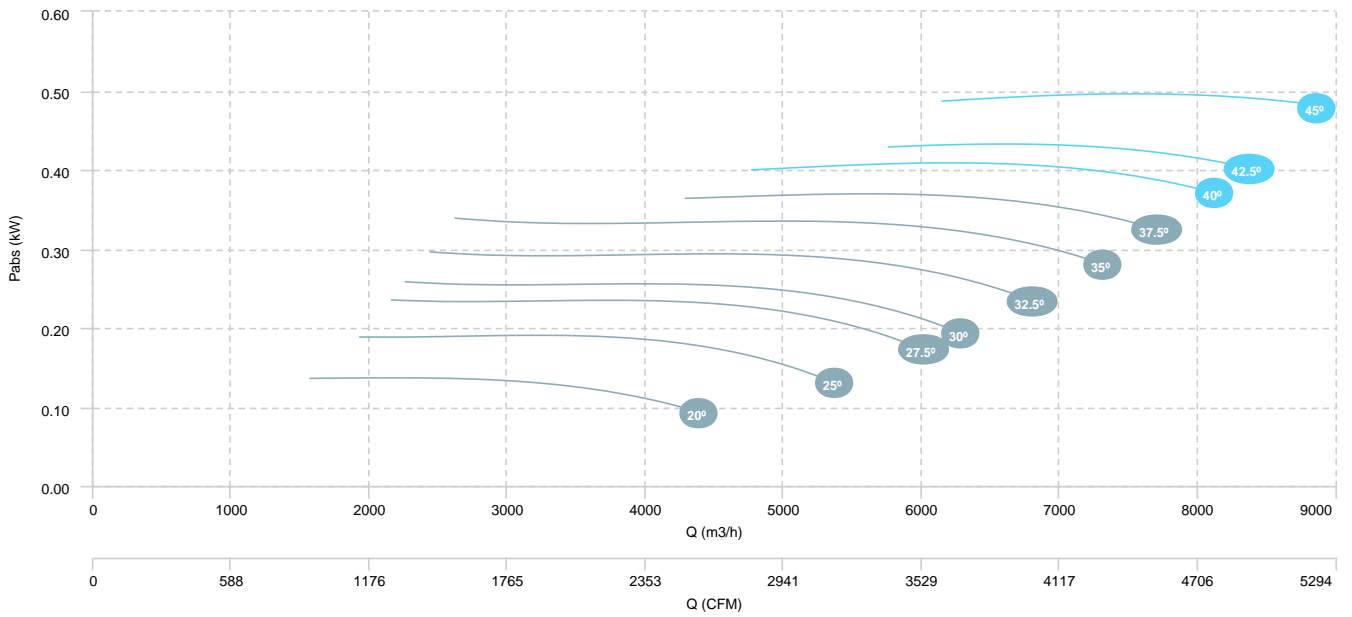
BOX HB 56 M6 0,25kW (A2:6)

BOX HB 56 M6 0,37kW (A2:6)

AIR FLOW - PRESSURE



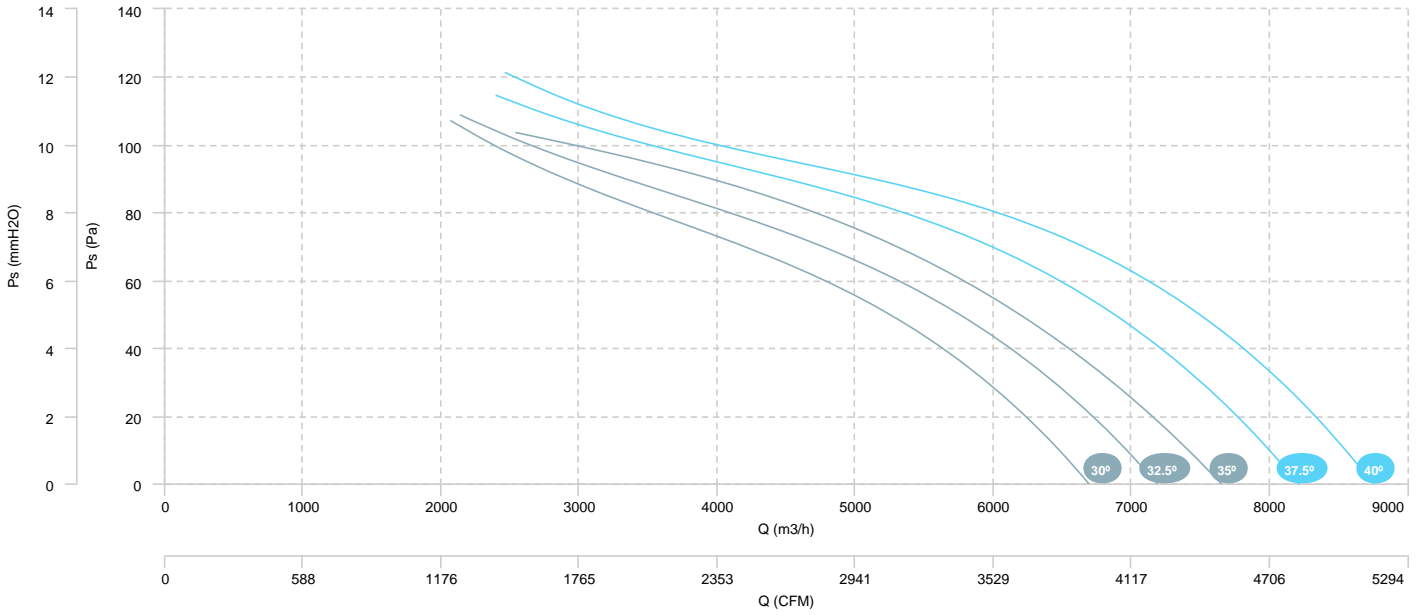
AIR FLOW - ABSORBED POWER



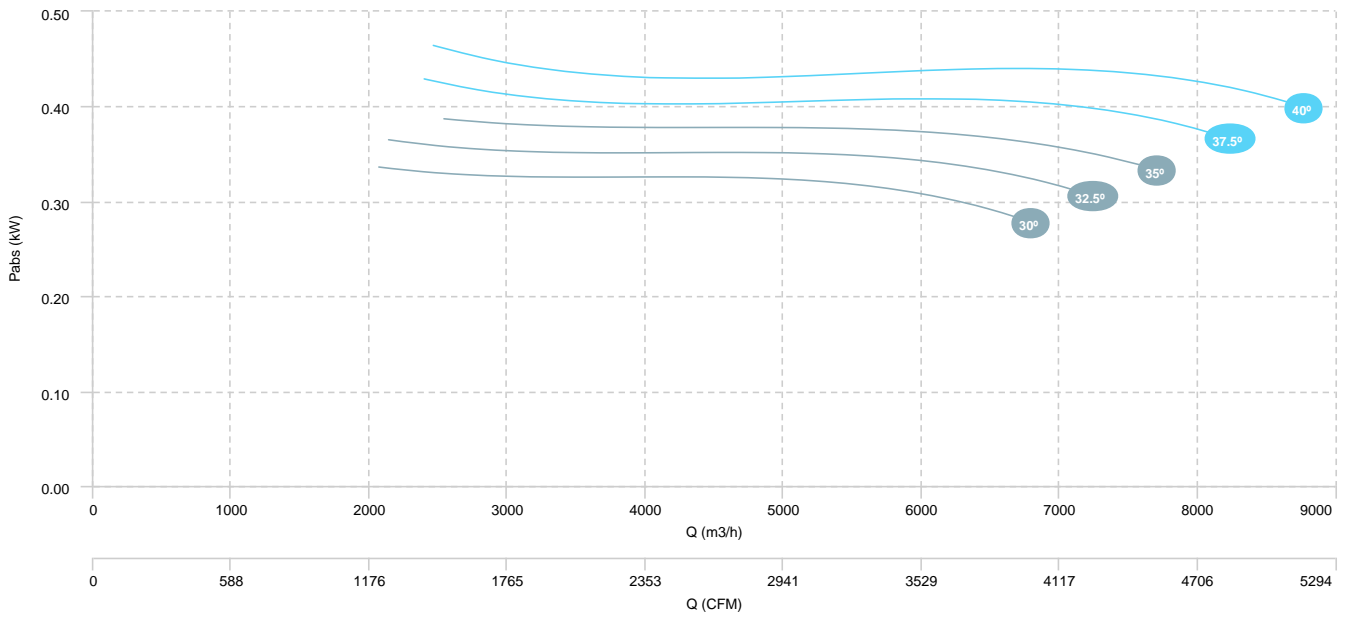
BOX HB 56 M6 0,25kW (A5:6)

BOX HB 56 M6 0,37kW (A5:6)

AIR FLOW - PRESSURE



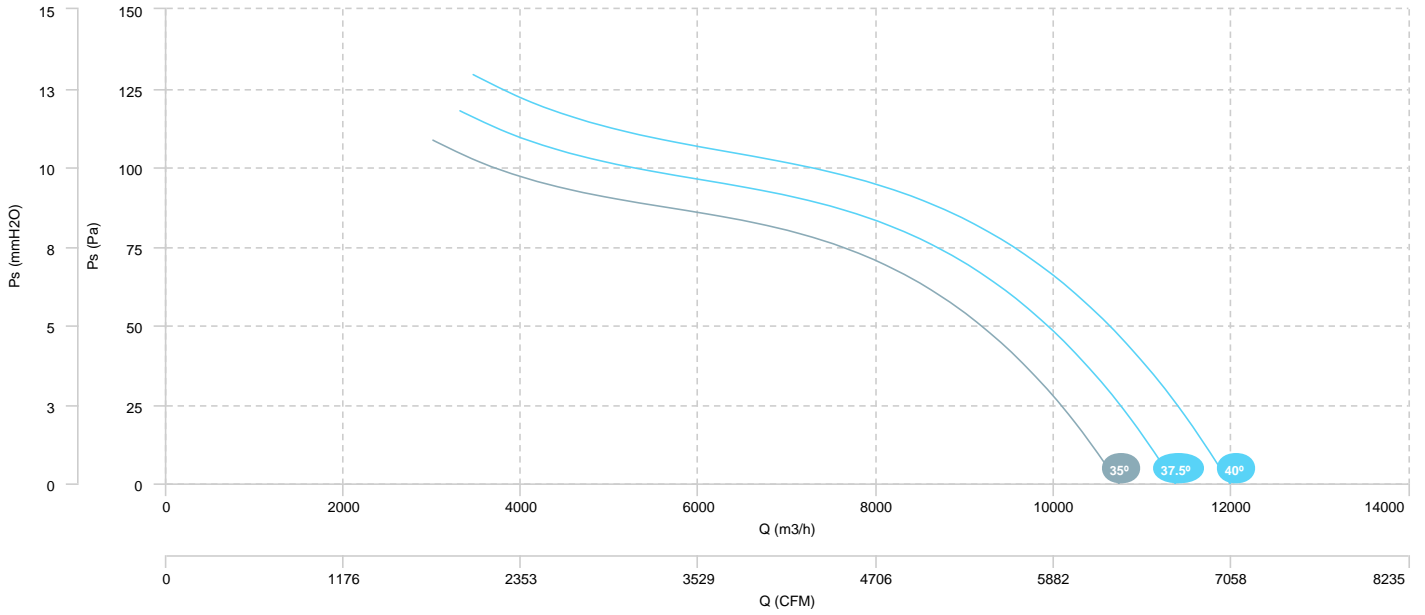
AIR FLOW - ABSORBED POWER



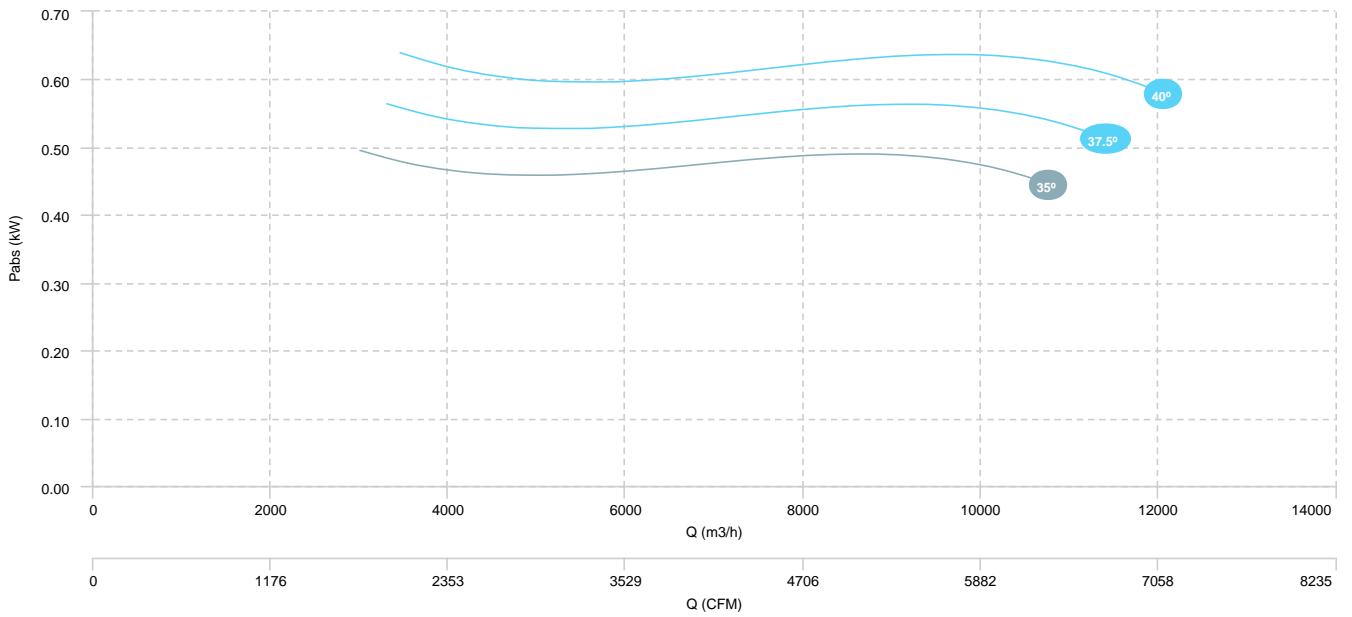
BOX HB 63 M6 0,37kW (A5:6)

BOX HB 63 M6 0,55kW (A5:6)

AIR FLOW - PRESSURE

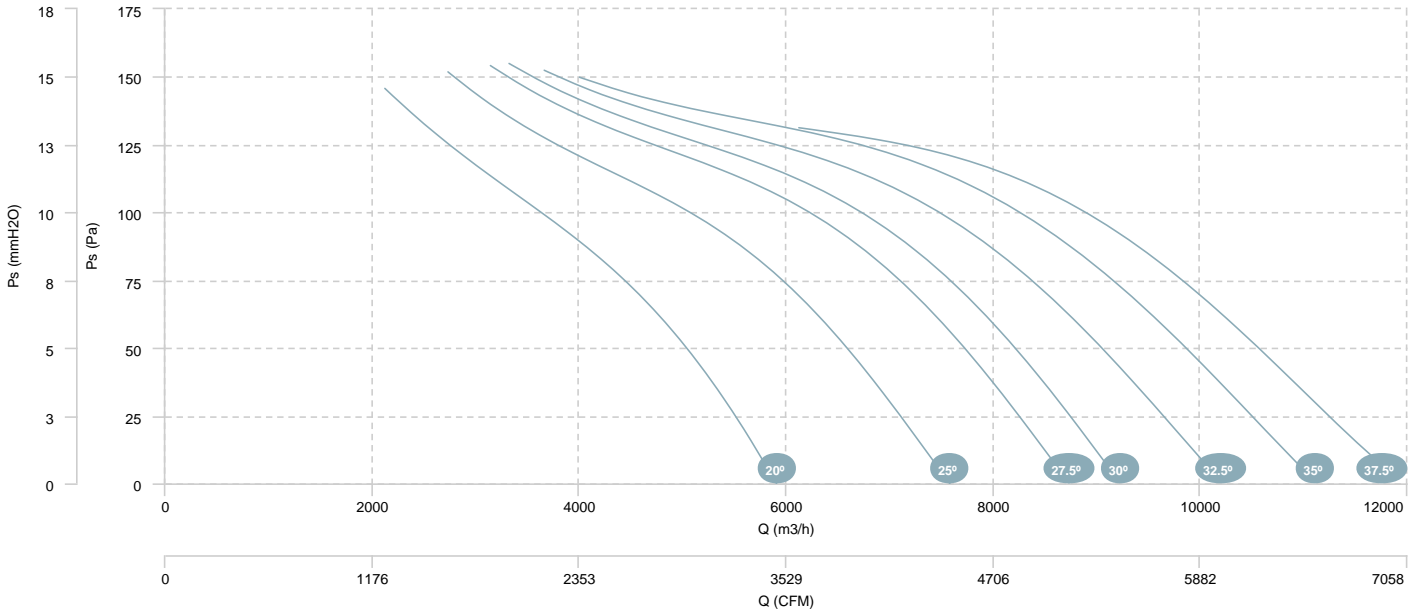


AIR FLOW - ABSORBED POWER

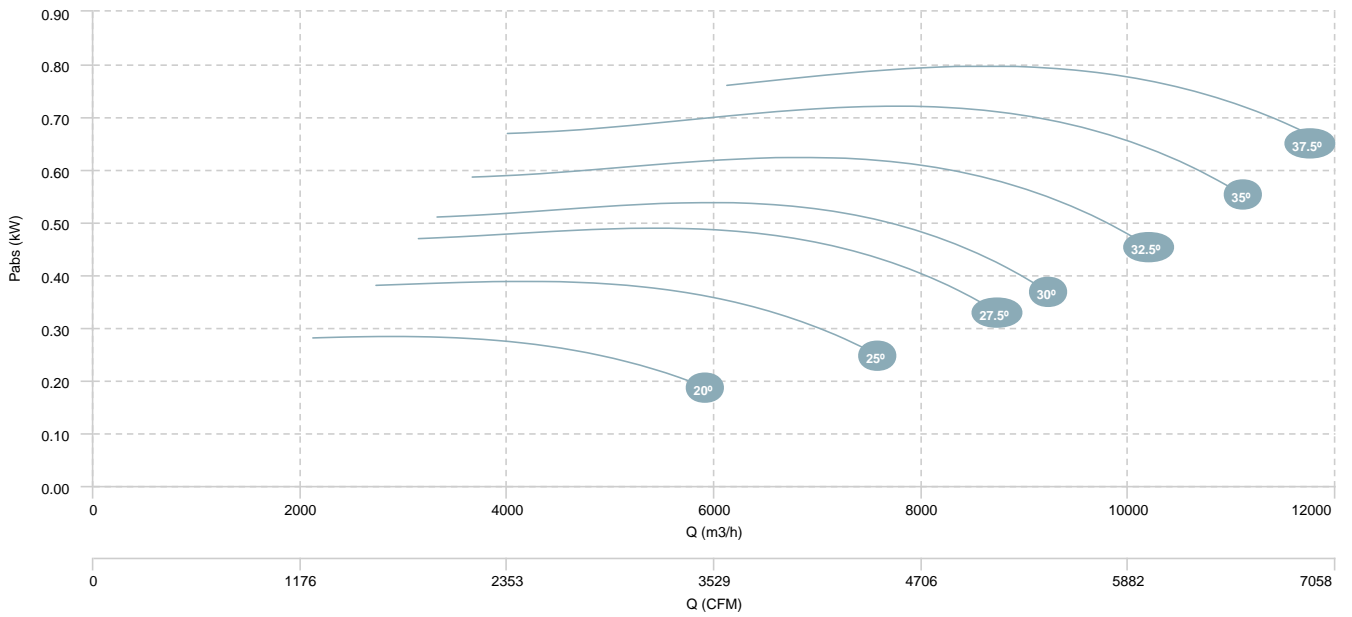


BOX HB 63 M6 0,55kW (A2:9)

AIR FLOW - PRESSURE

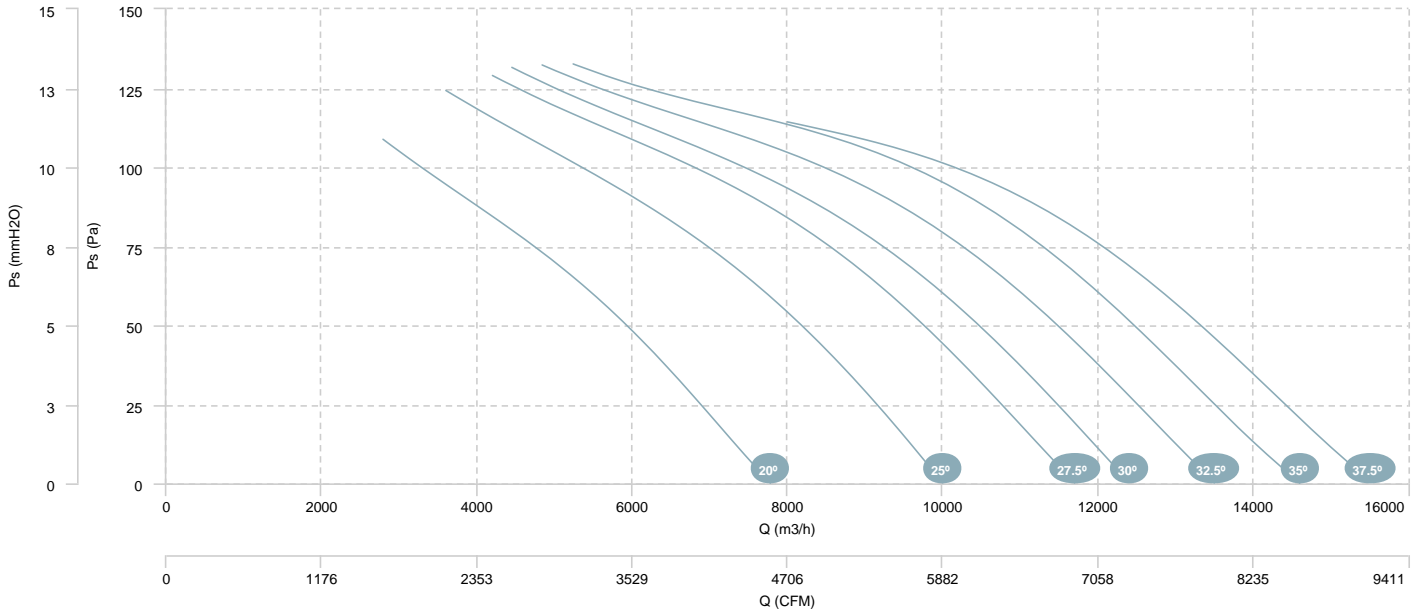


AIR FLOW - ABSORBED POWER

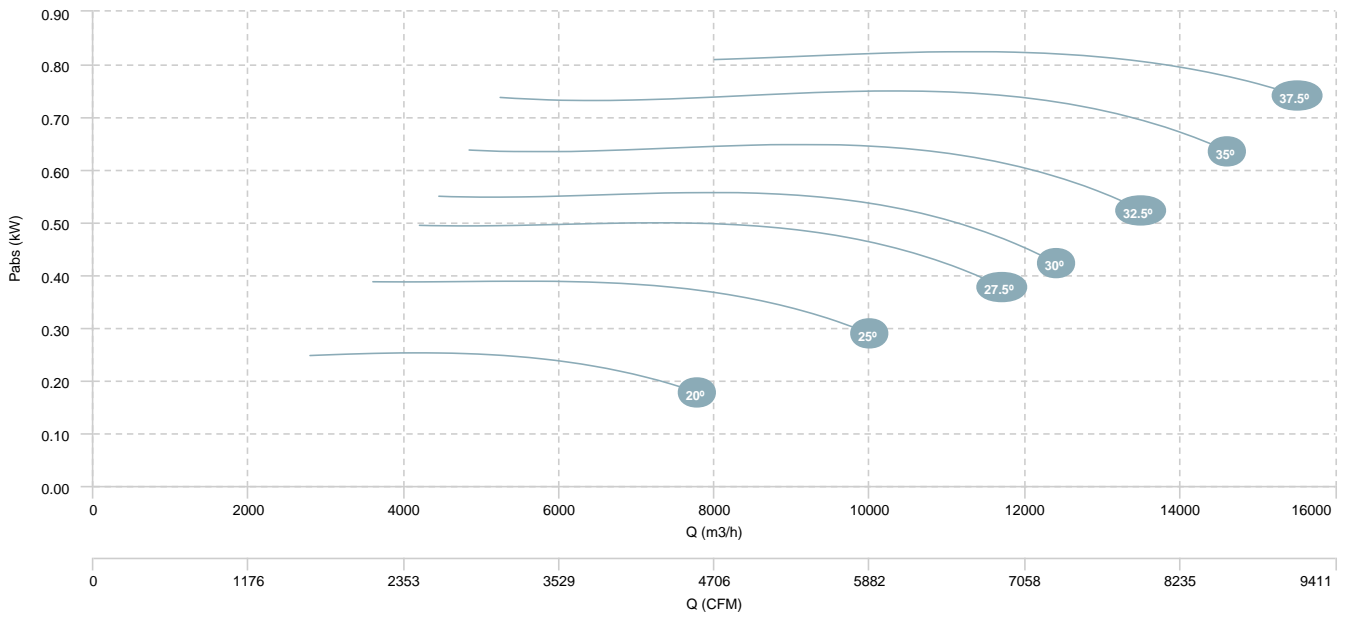


BOX HB 71 M6 0,55kW (A2:6)

AIR FLOW - PRESSURE

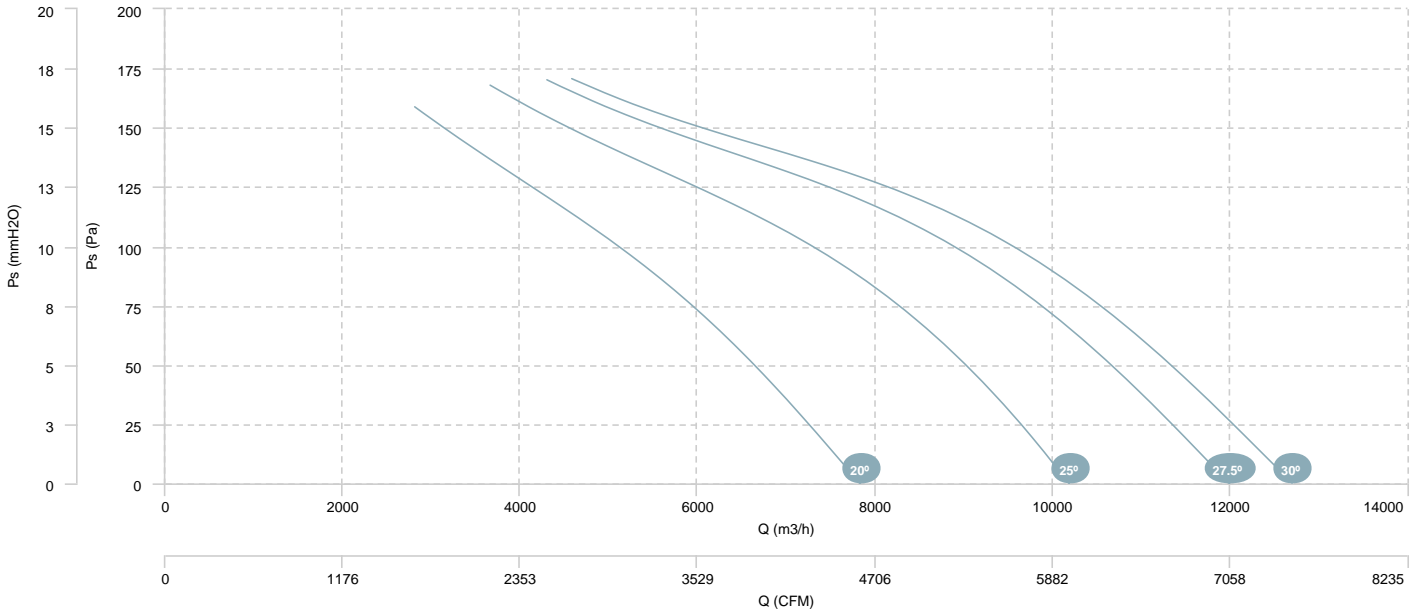


AIR FLOW - ABSORBED POWER

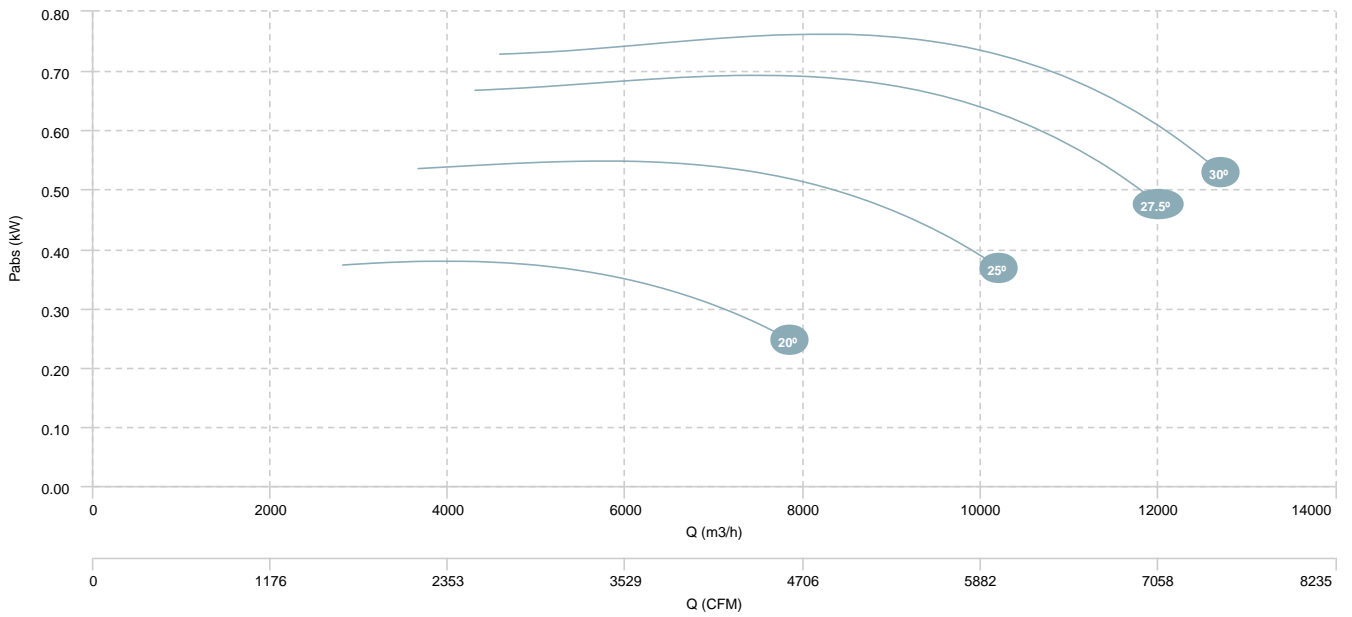


BOX HB 71 M6 0,55kW (A2:9)

AIR FLOW - PRESSURE

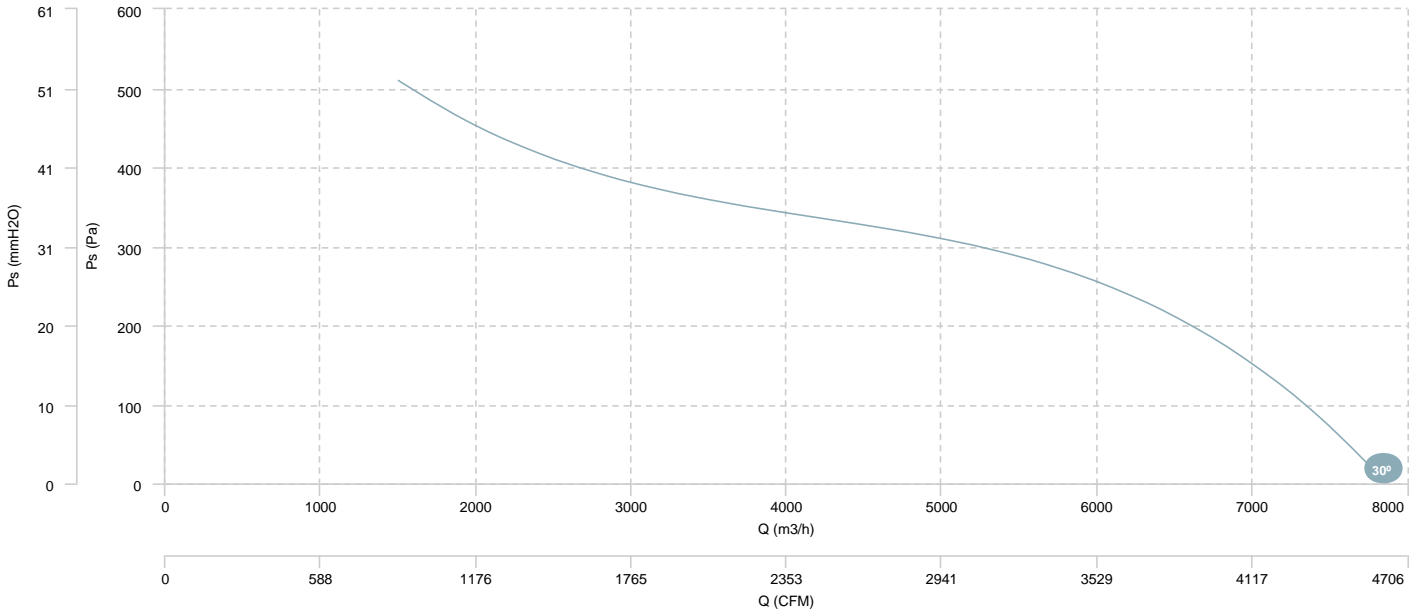


AIR FLOW - ABSORBED POWER

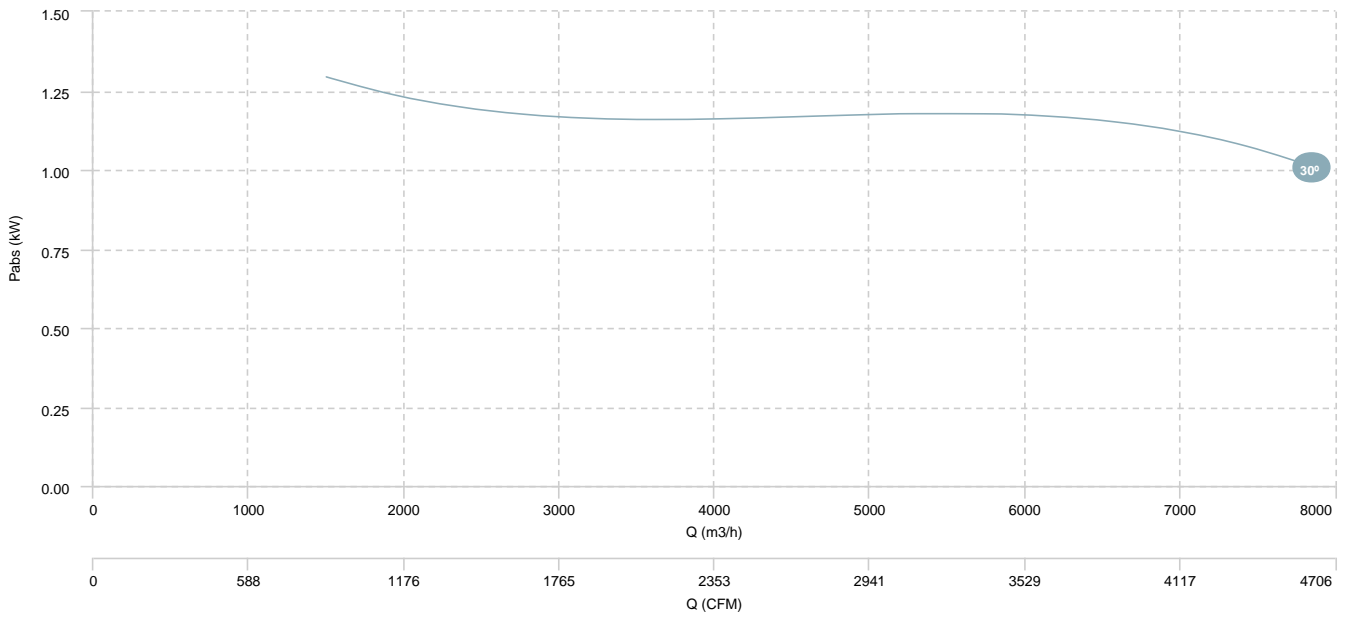


BOX HB 40 T2 1,1kW (A0:6)

AIR FLOW - PRESSURE

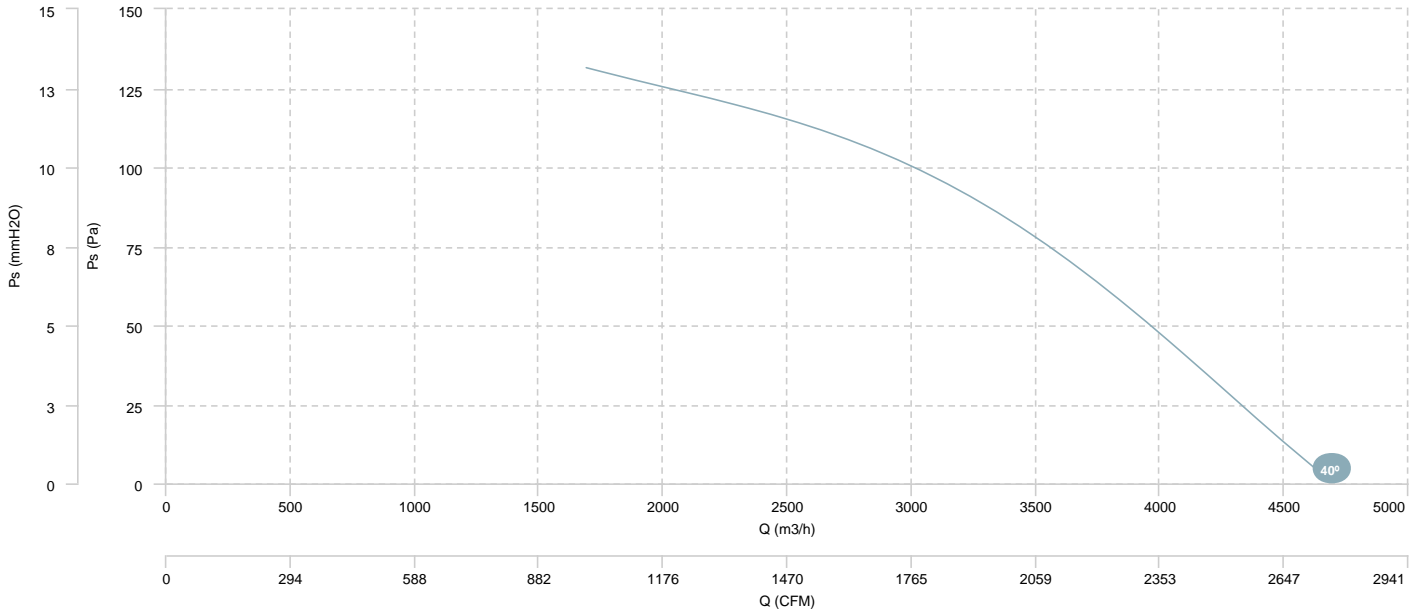


AIR FLOW - ABSORBED POWER

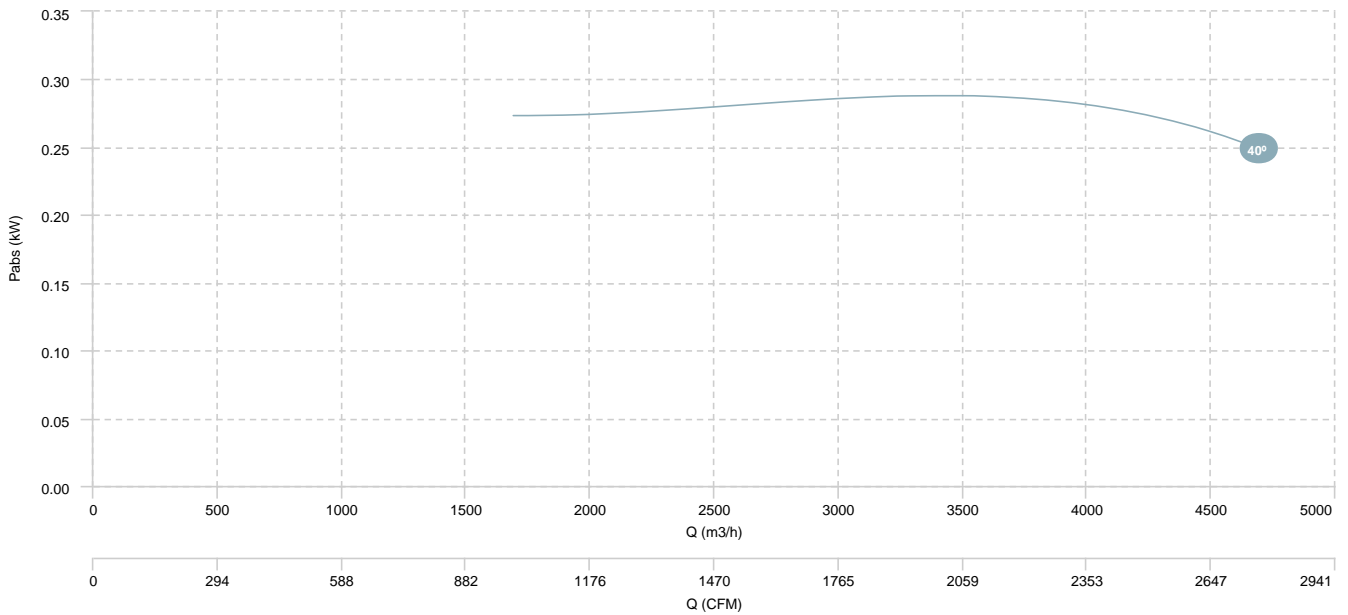


BOX HB 40 T4 0,25kW (A0:6)

AIR FLOW - PRESSURE

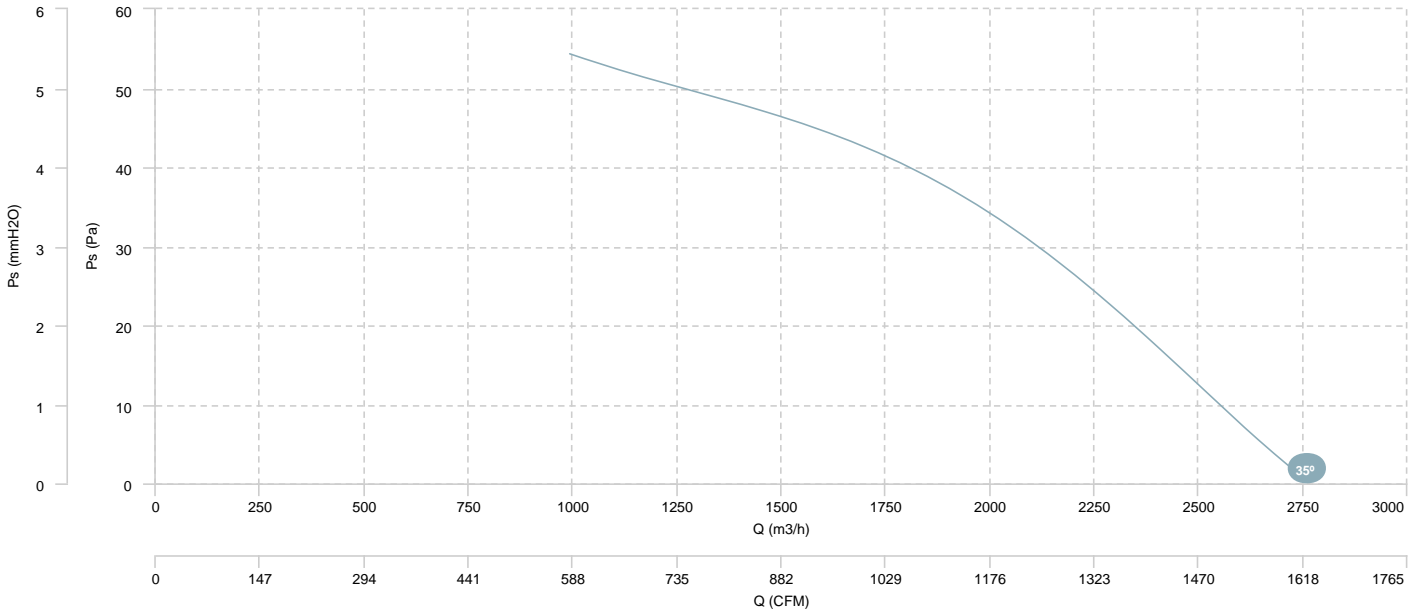


AIR FLOW - ABSORBED POWER

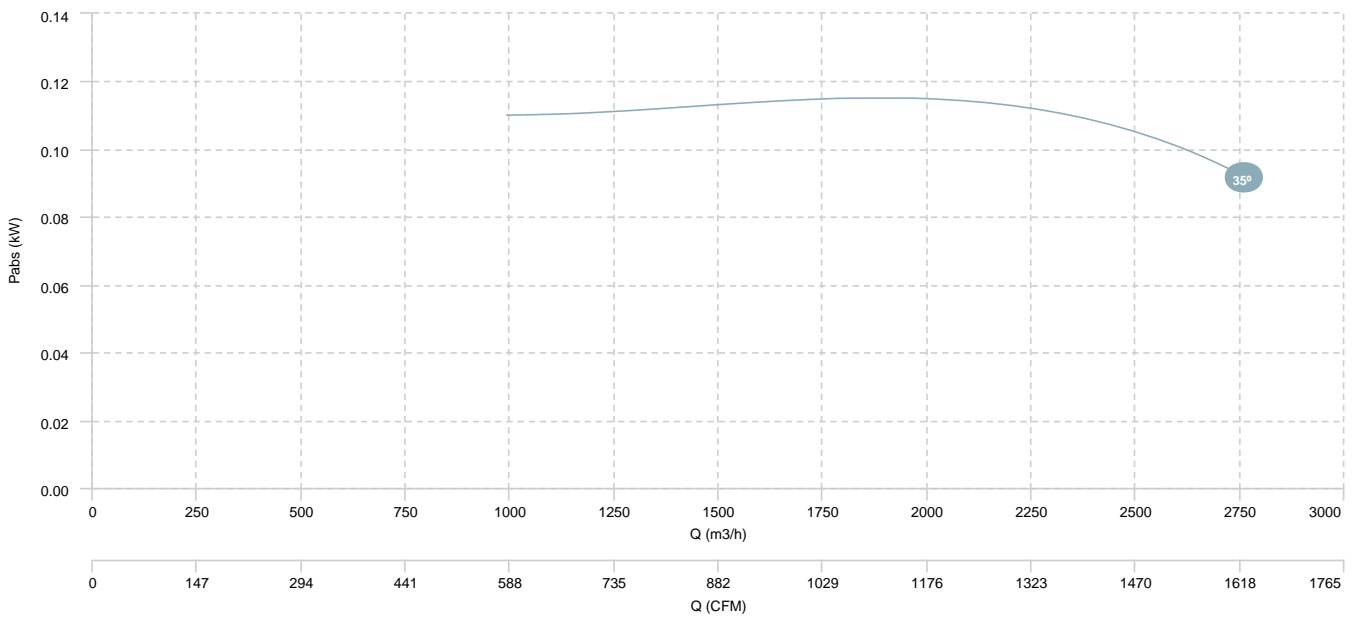


BOX HB 40 T6 0,12kW (A0:6)

AIR FLOW - PRESSURE



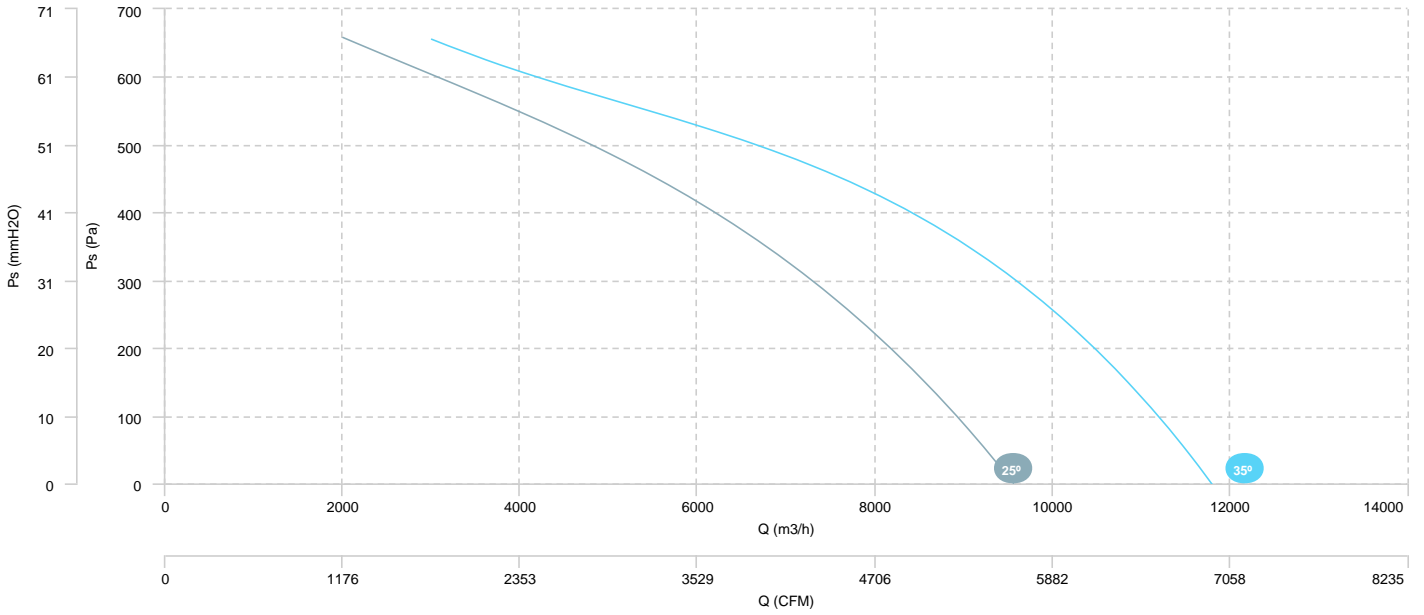
AIR FLOW - ABSORBED POWER



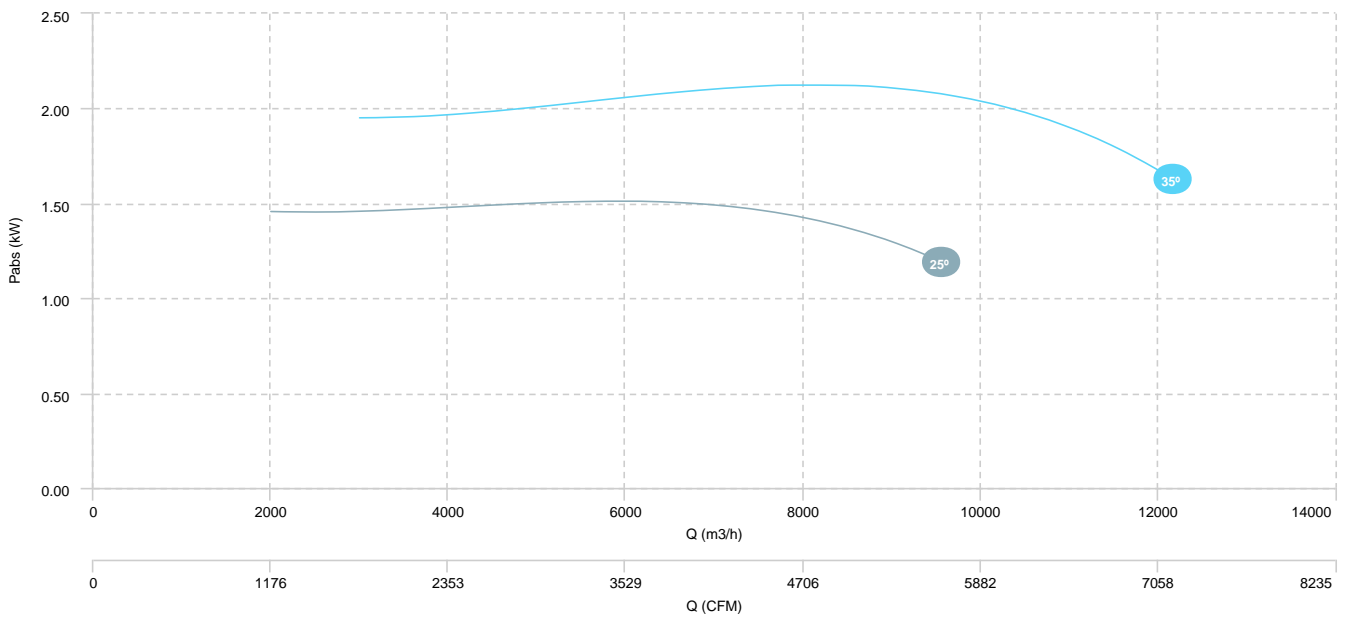
BOX HB 45 T2 1,5kW (A0:6)

BOX HB 45 T2 2,2kW (A0:6)

AIR FLOW - PRESSURE

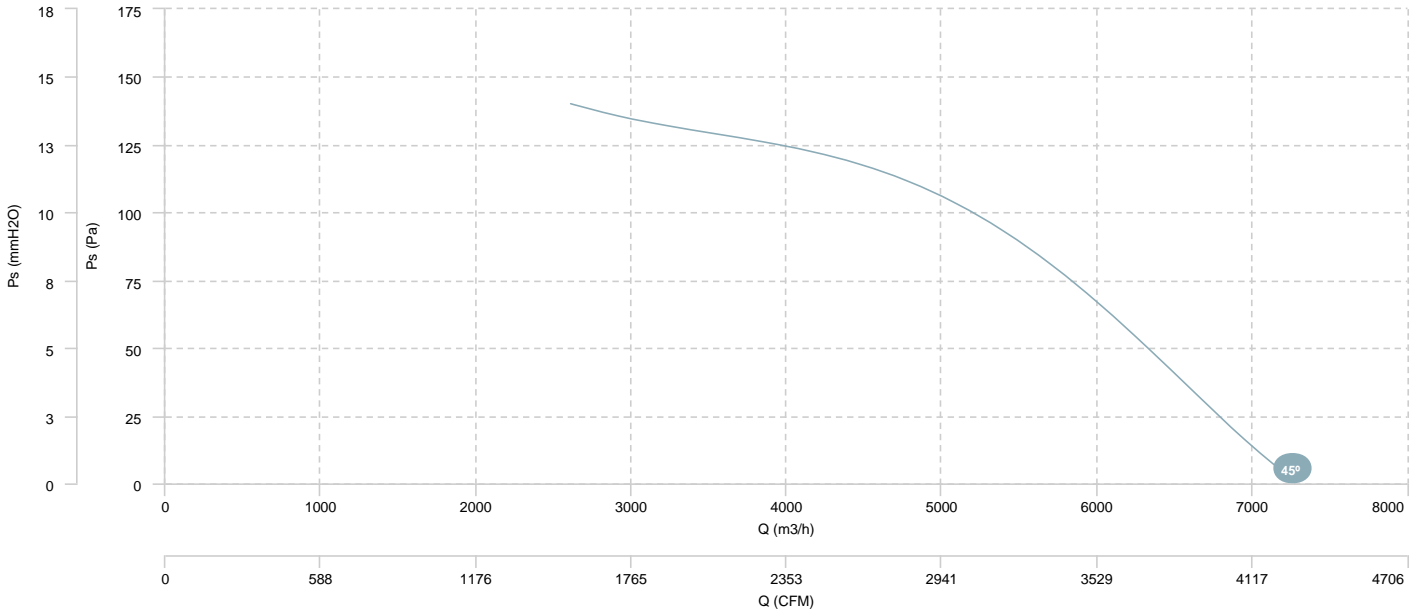


AIR FLOW - ABSORBED POWER

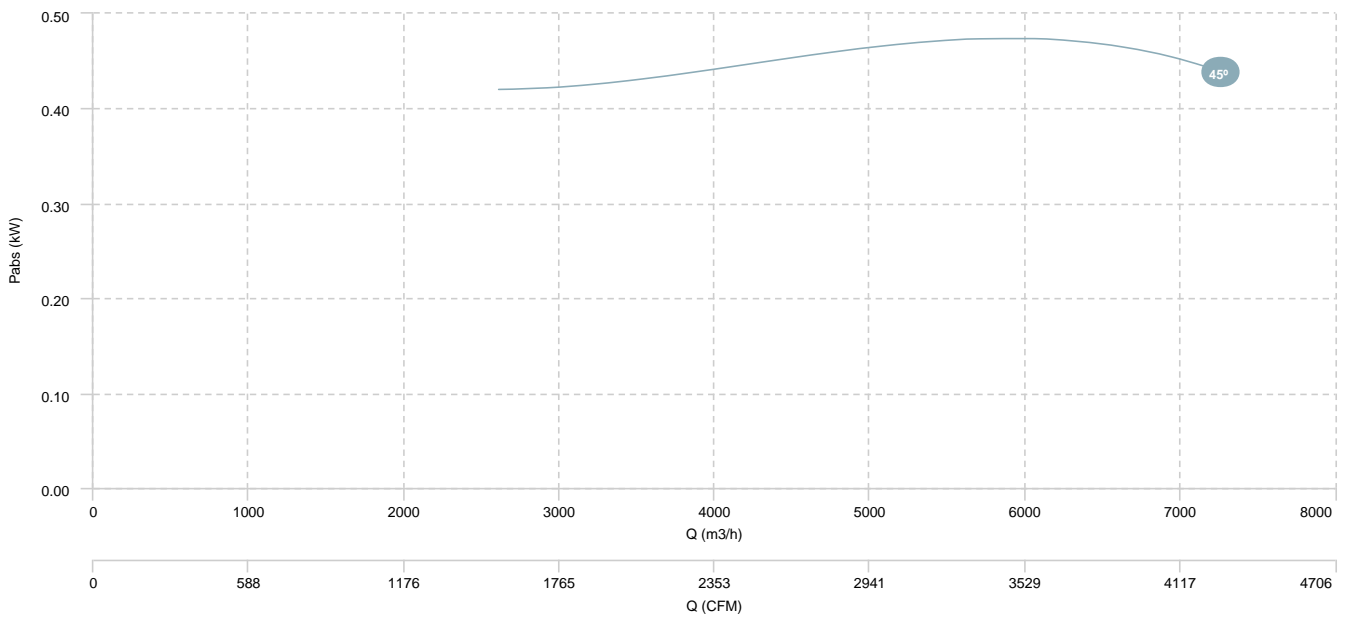


BOX HB 45 T4 0,55kW (A0:6)

AIR FLOW - PRESSURE

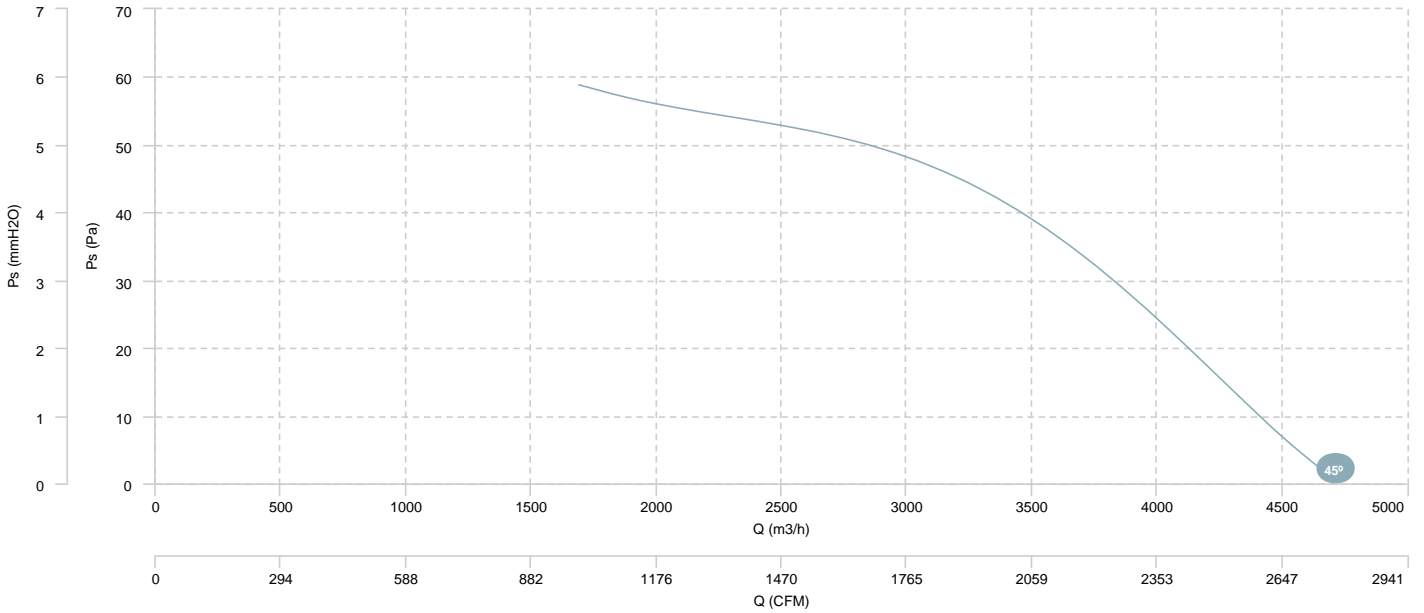


AIR FLOW - ABSORBED POWER

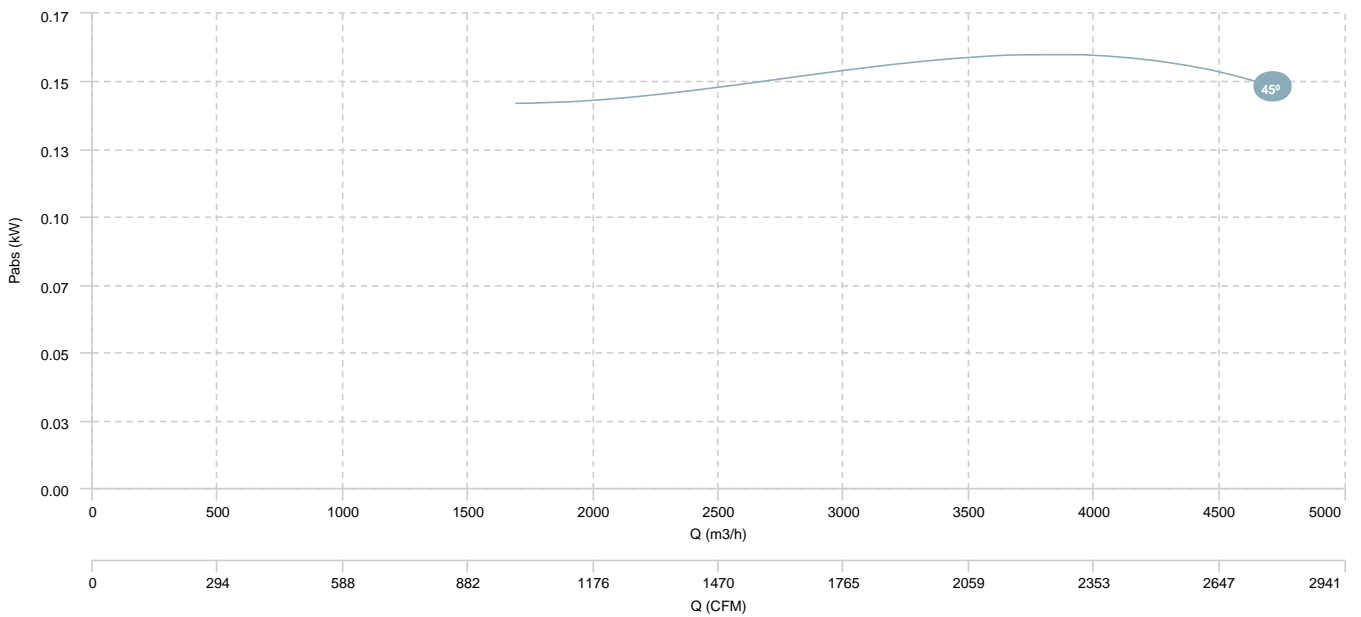


BOX HB 45 T6 0,13kW (A0:6)

AIR FLOW - PRESSURE

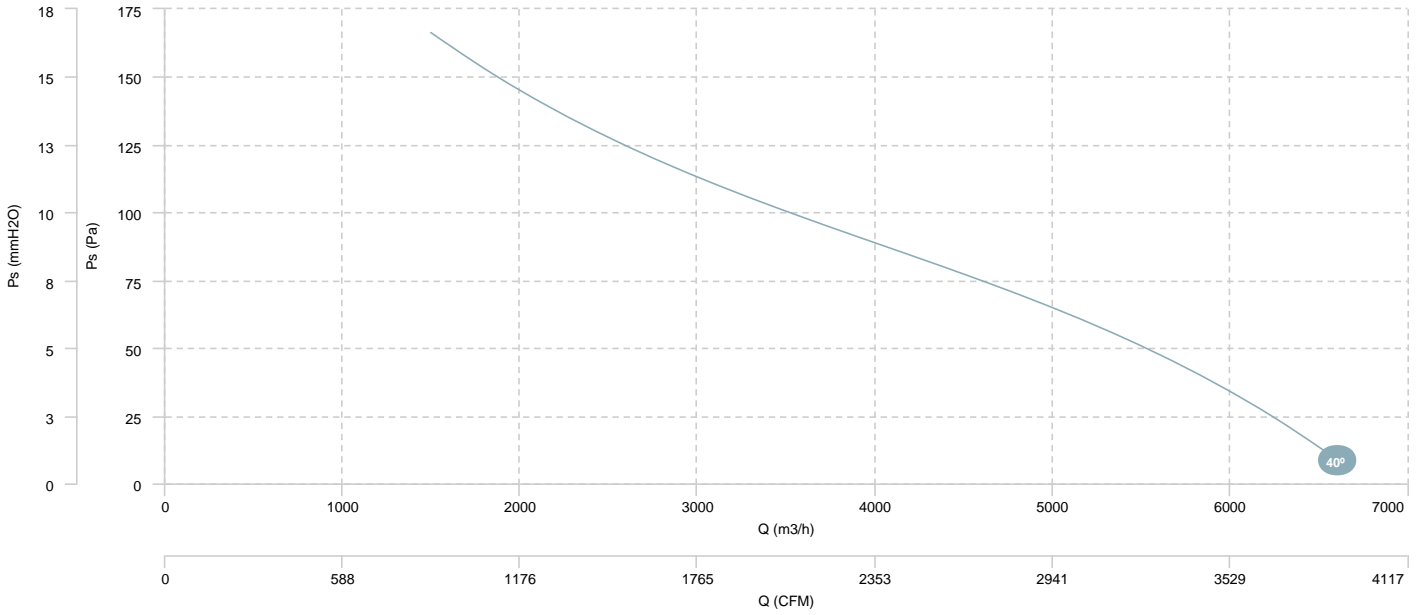


AIR FLOW - ABSORBED POWER

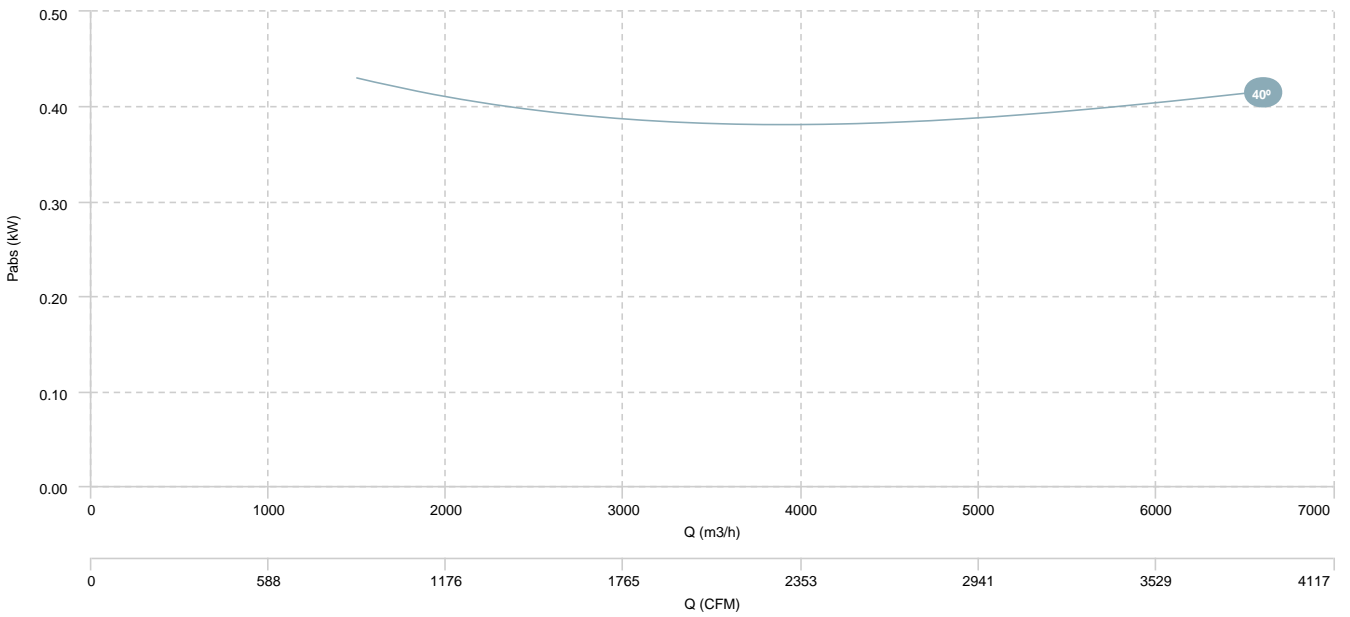


BOX HB 45 T4/T8 0,33/0,04kW (A0:6)

AIR FLOW - PRESSURE (4 poles)

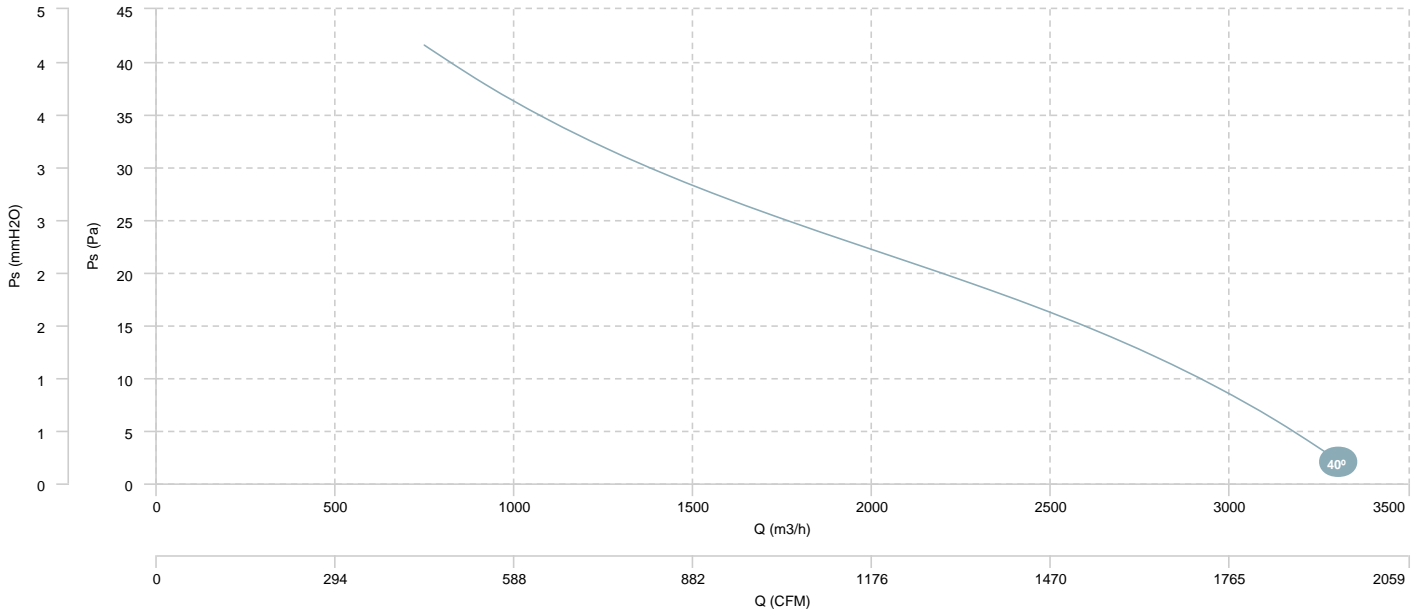


AIR FLOW - ABSORBED POWER (4 poles)



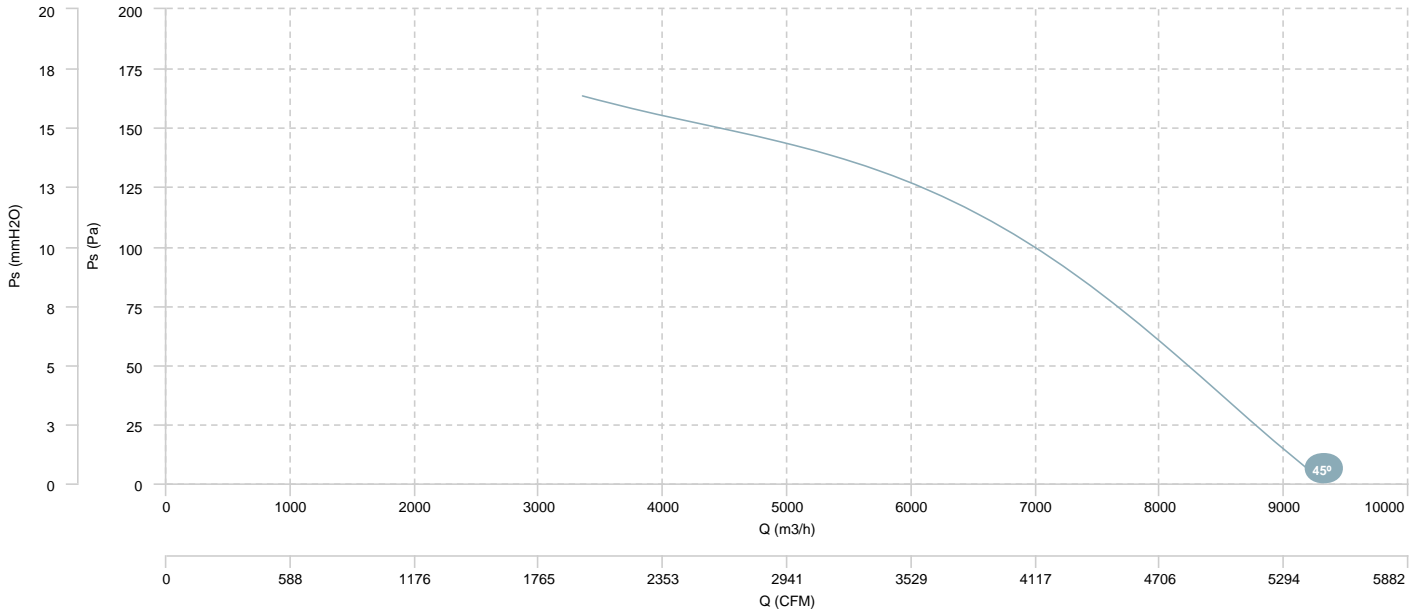
BOX HB 45 T4/T8 0,33/0,04kW (A0:6)

AIR FLOW - PRESSURE (8 poles)

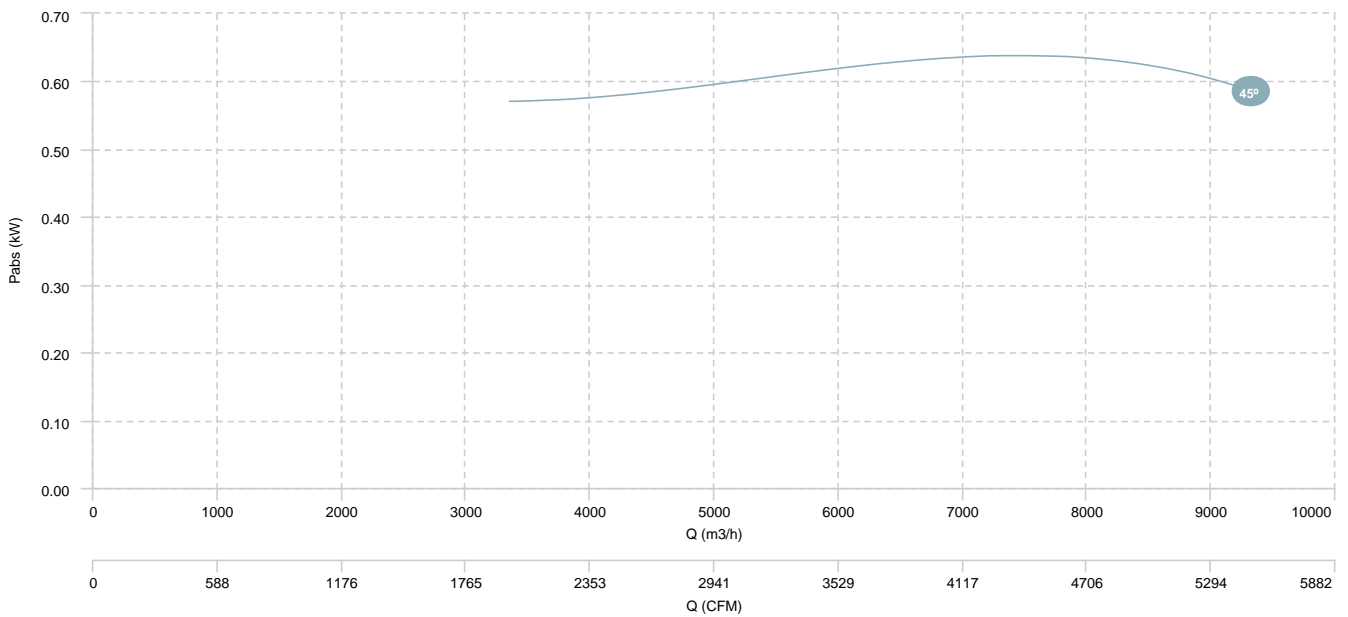


BOX HB 50 T4 0,55kW (A0:6)

AIR FLOW - PRESSURE

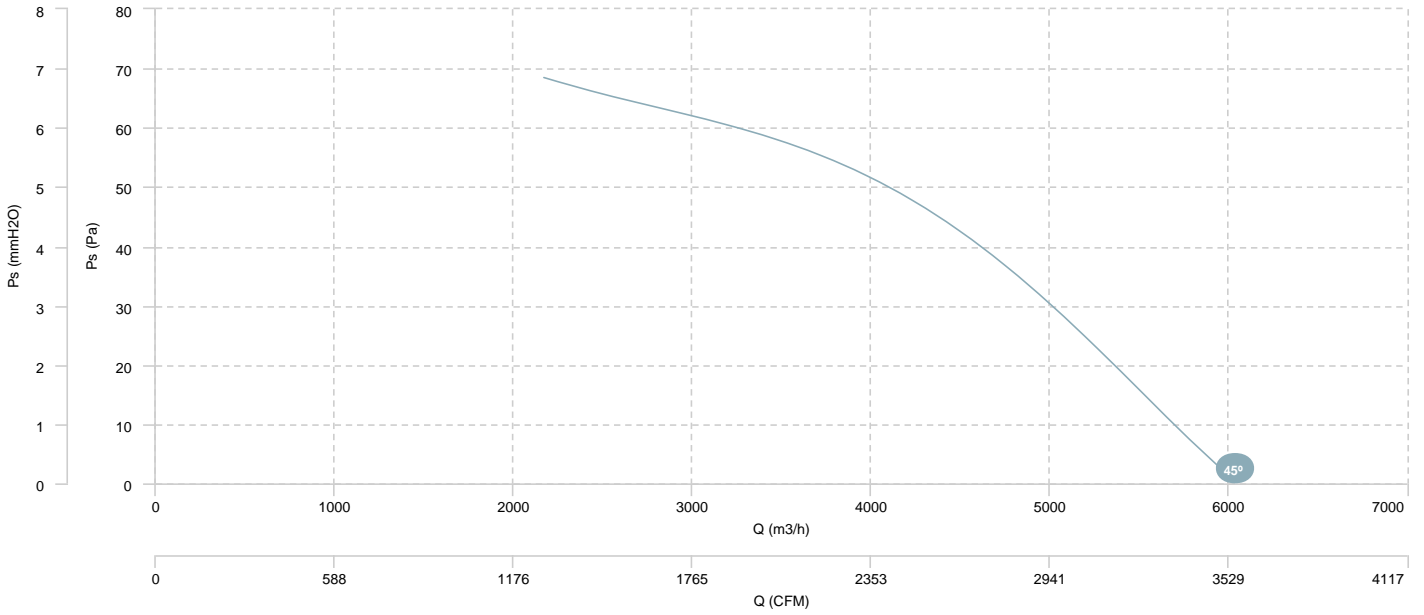


AIR FLOW - ABSORBED POWER

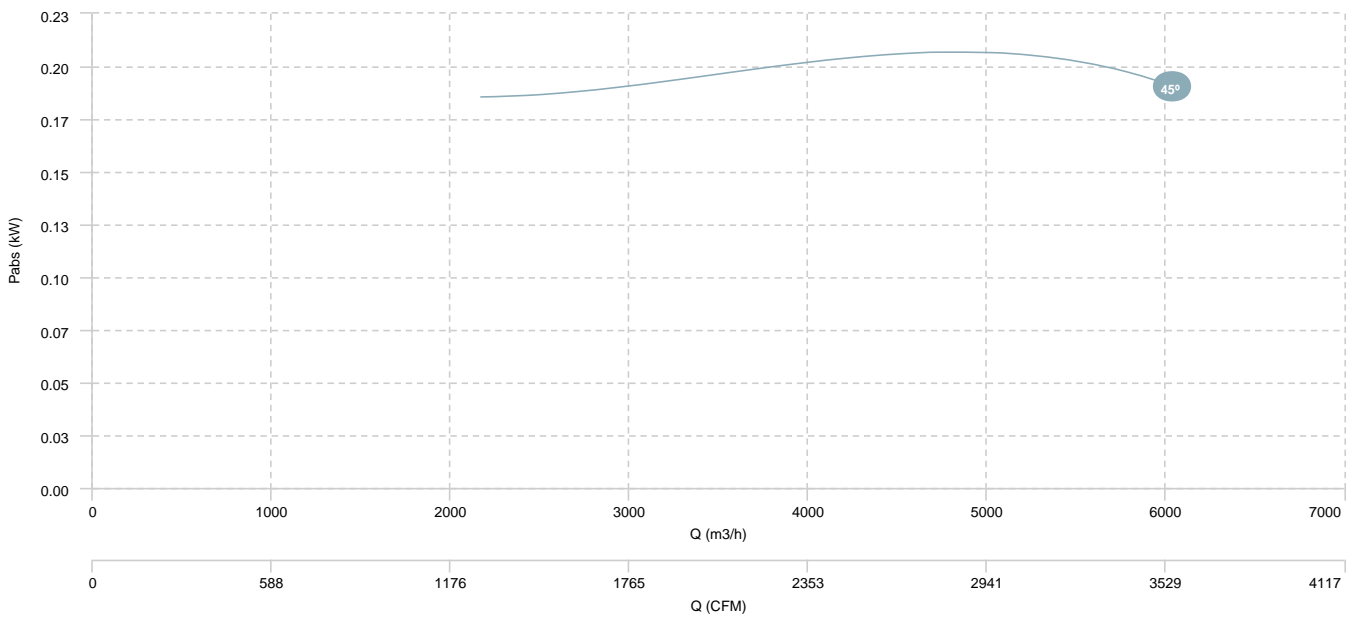


BOX HB 50 T6 0,13kW (A0:6)

AIR FLOW - PRESSURE

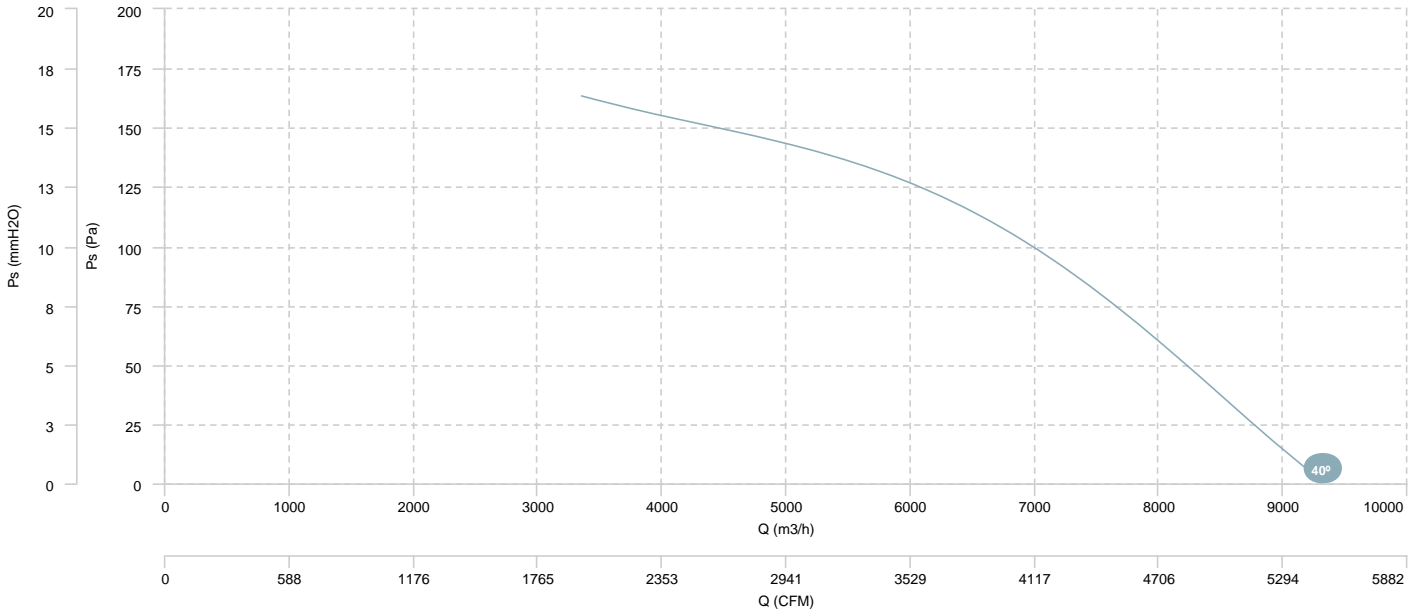


AIR FLOW - ABSORBED POWER

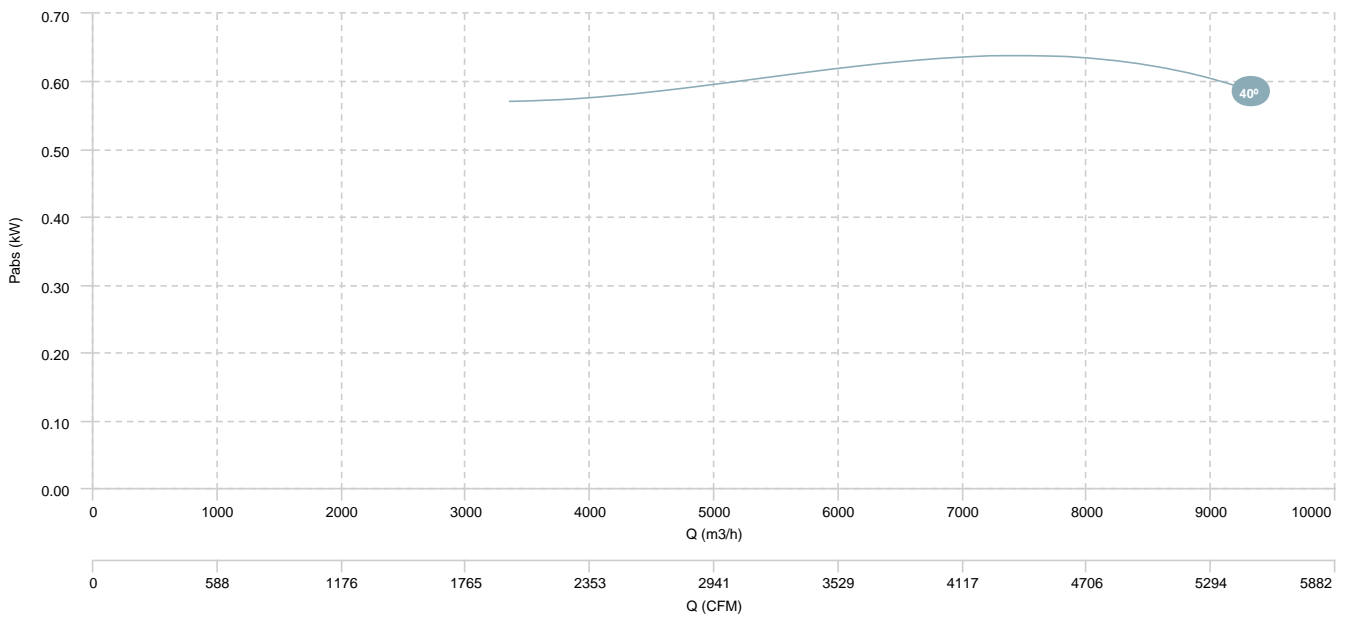


BOX HB 50 T4/T8 0,55/0,09kW (A0:6)

AIR FLOW - PRESSURE (4 poles)

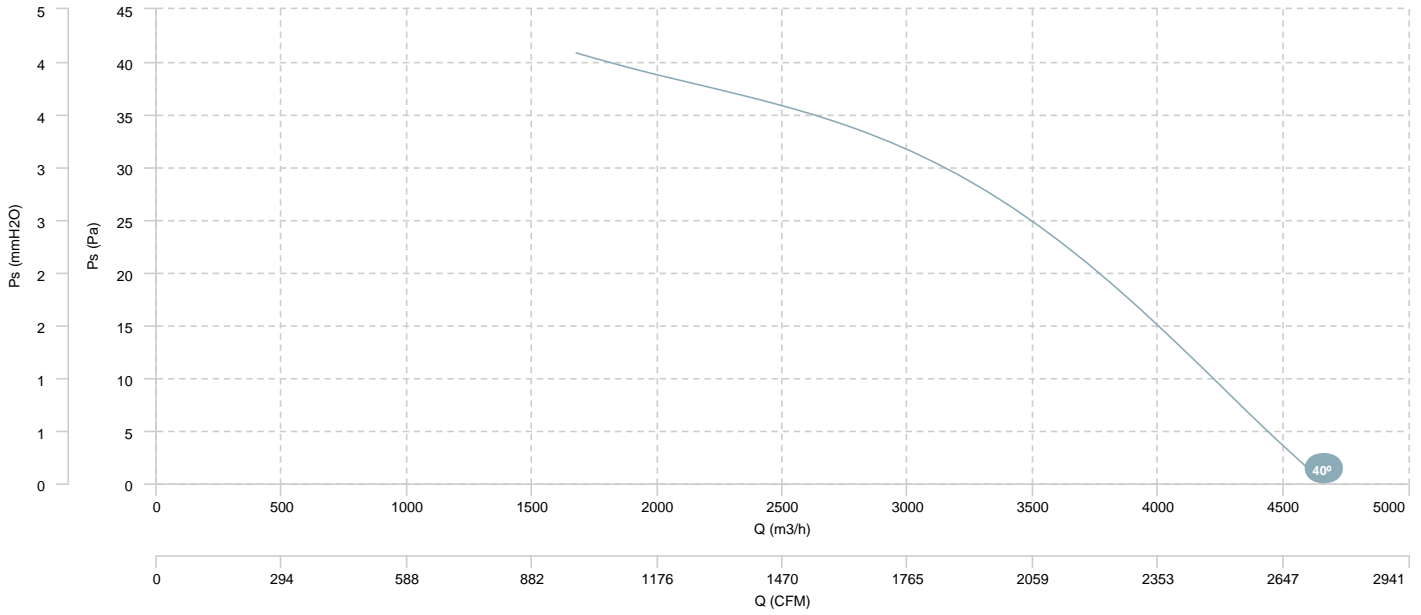


AIR FLOW - ABSORBED POWER (4 poles)



BOX HB 50 T4/T8 0,55/0,09kW (A0:6)

AIR FLOW - PRESSURE (8 poles)



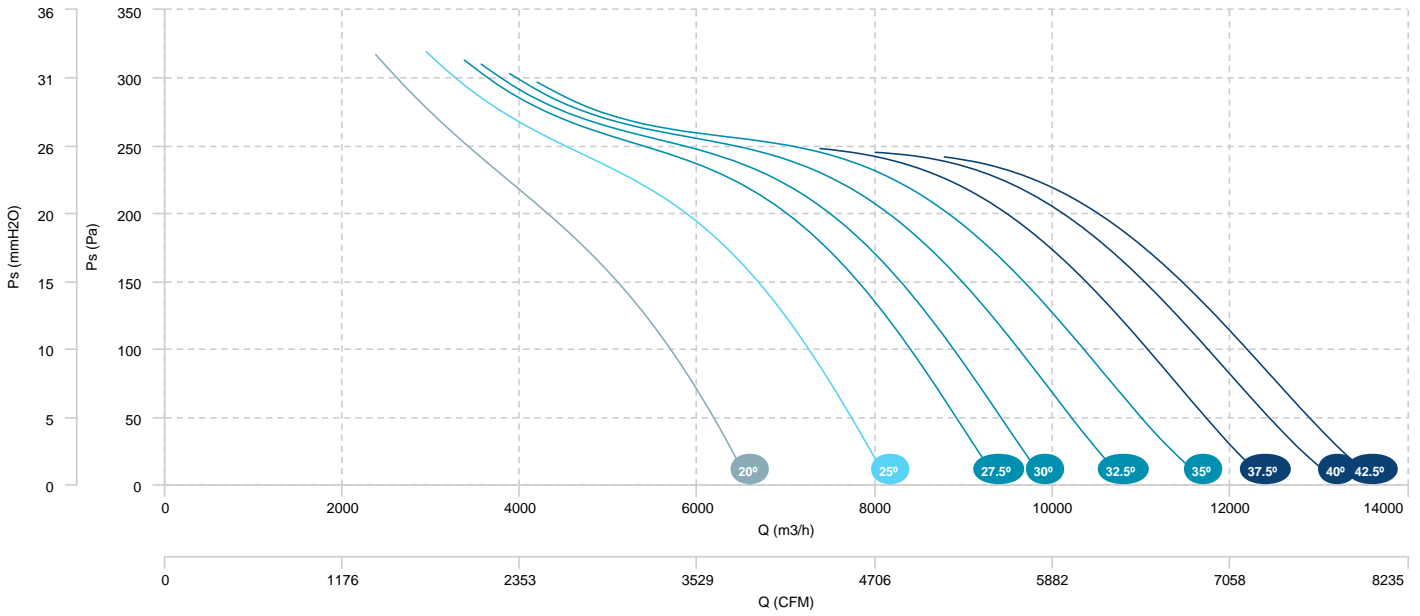
BOX HB 56 T4 0,55kW (A2:9)

BOX HB 56 T4 0,75kW (A2:9)

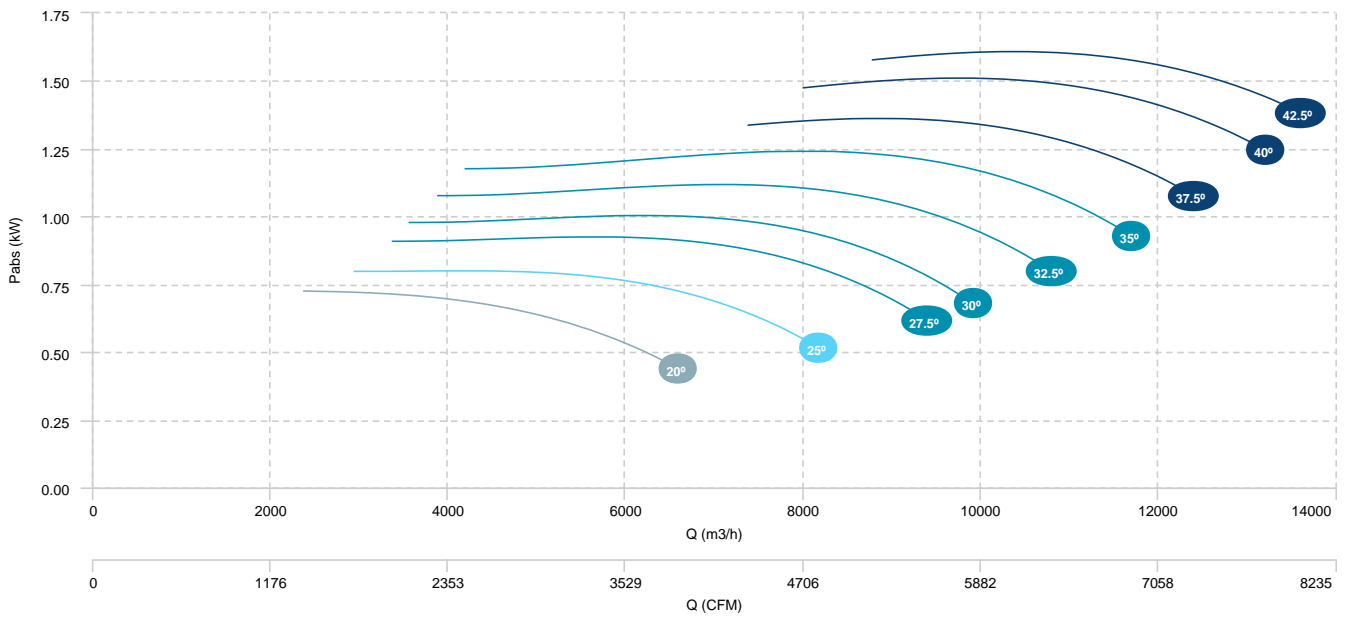
BOX HB 56 T4 1,1kW (A2:9)

BOX HB 56 T4 1,5kW (A2:9)

AIR FLOW - PRESSURE

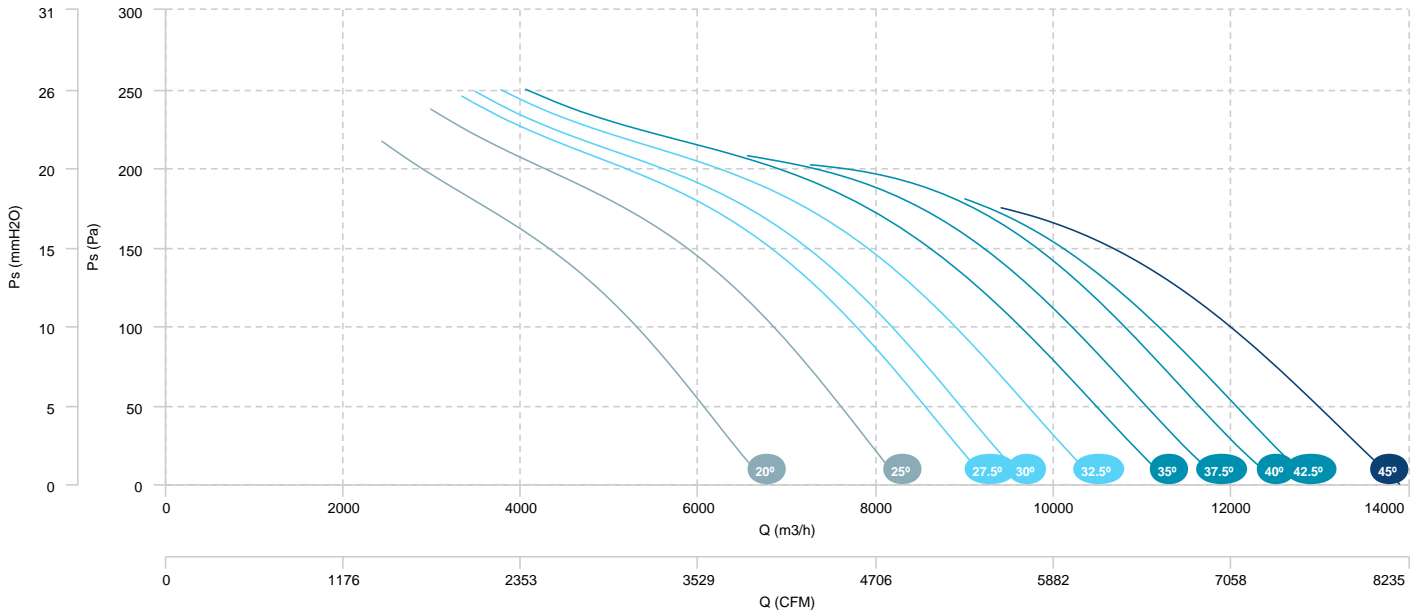


AIR FLOW - ABSORBED POWER

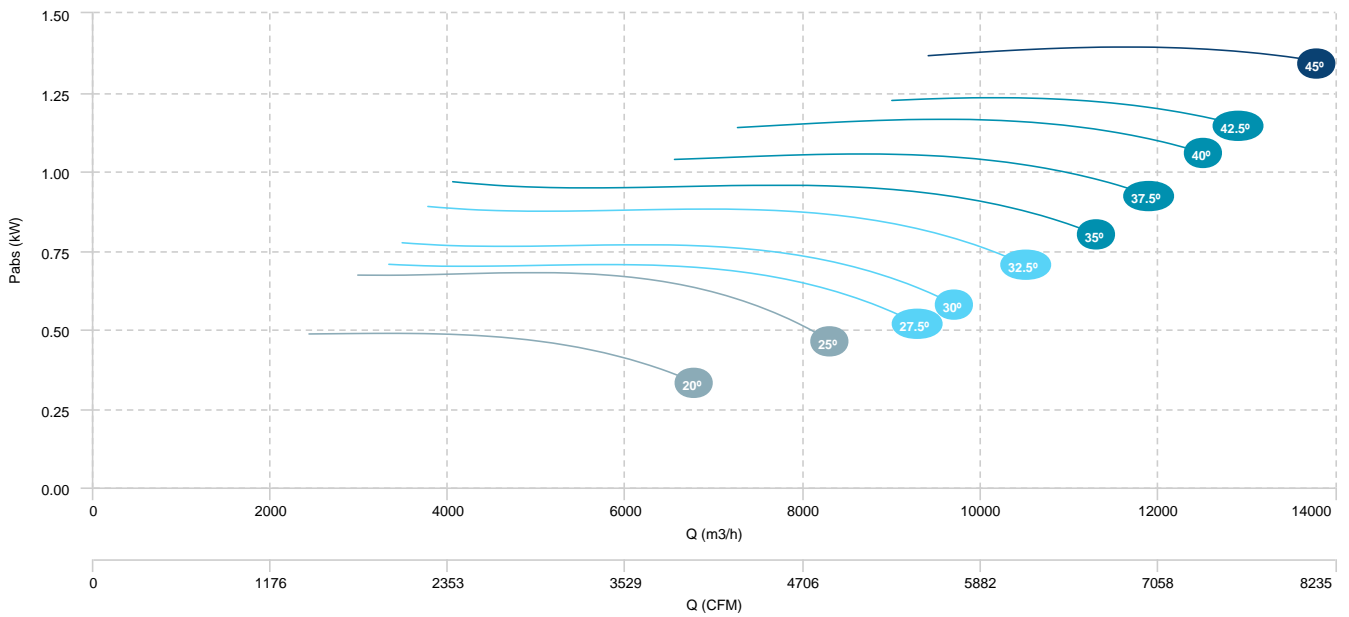


- BOX HB 56 T4 0,55kW (A2:6)
- BOX HB 56 T4 0,75kW (A2:6)
- BOX HB 56 T4 1,1kW (A2:6)
- BOX HB 56 T4 1,5kW (A2:6)

AIR FLOW - PRESSURE

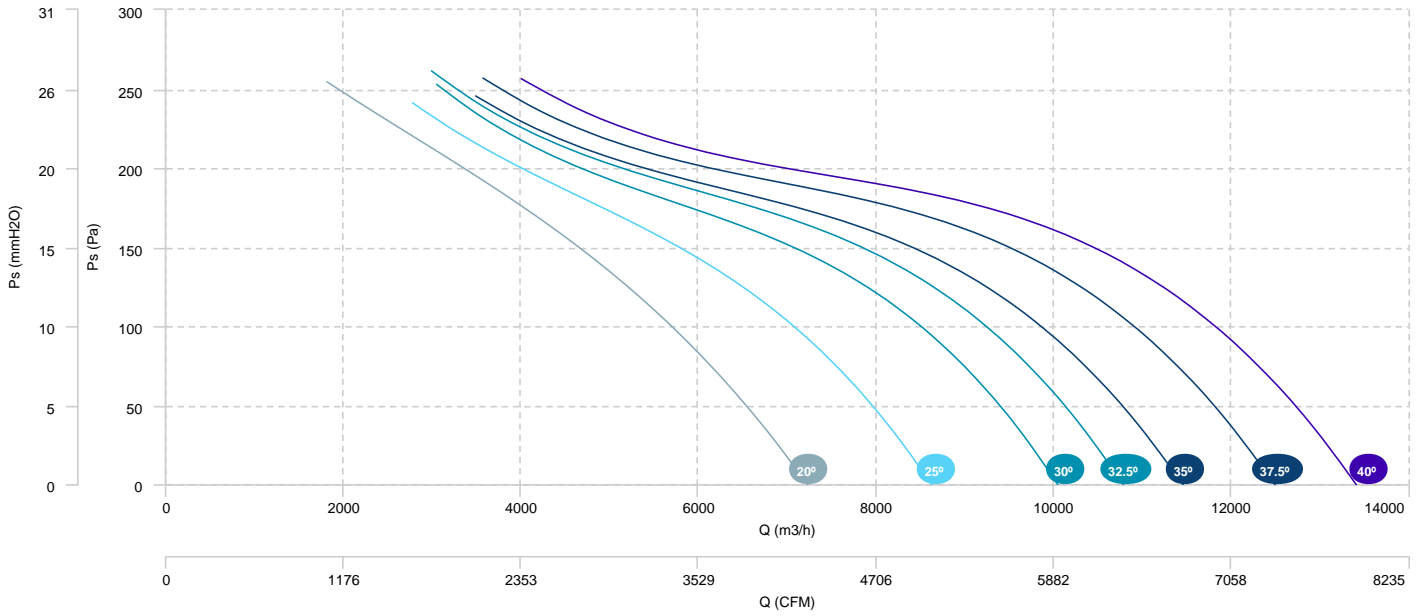


AIR FLOW - ABSORBED POWER

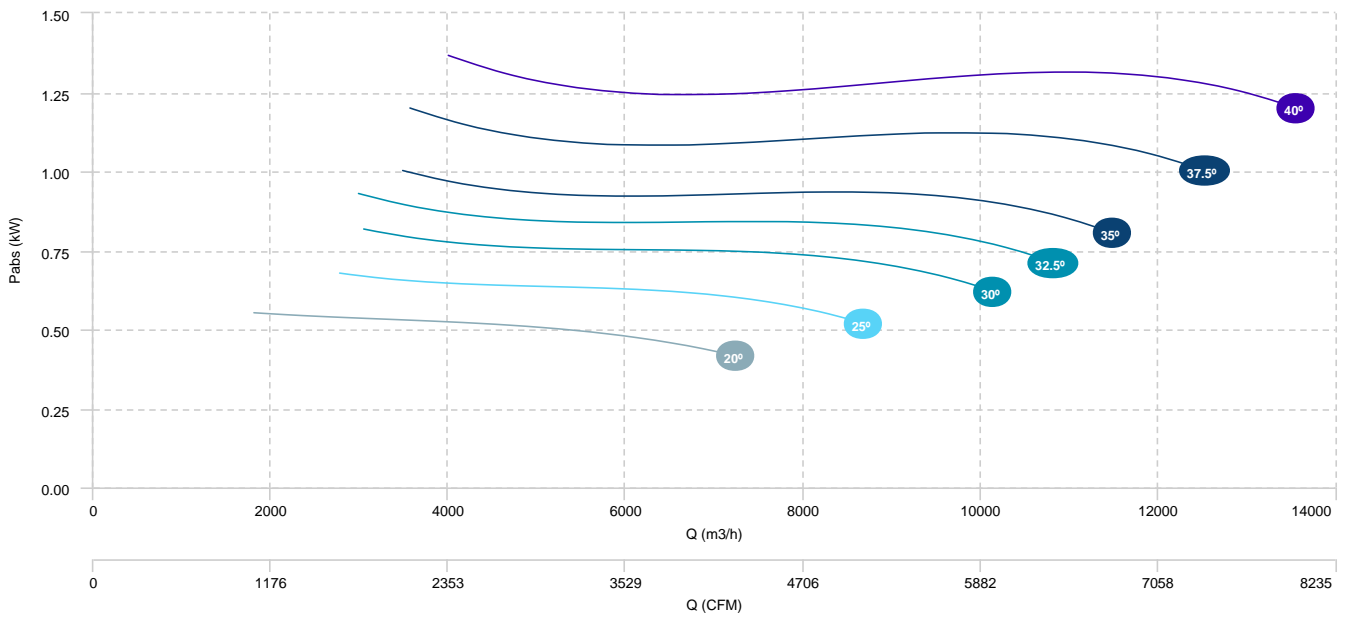


BOX HB 56 T4 0,37kW (A5:6)	BOX HB 56 T4 0,55kW (A5:6)	BOX HB 56 T4 0,75kW (A5:6)
BOX HB 56 T4 1,1kW (A5:6)	BOX HB 56 T4 1,5kW (A5:6)	

AIR FLOW - PRESSURE

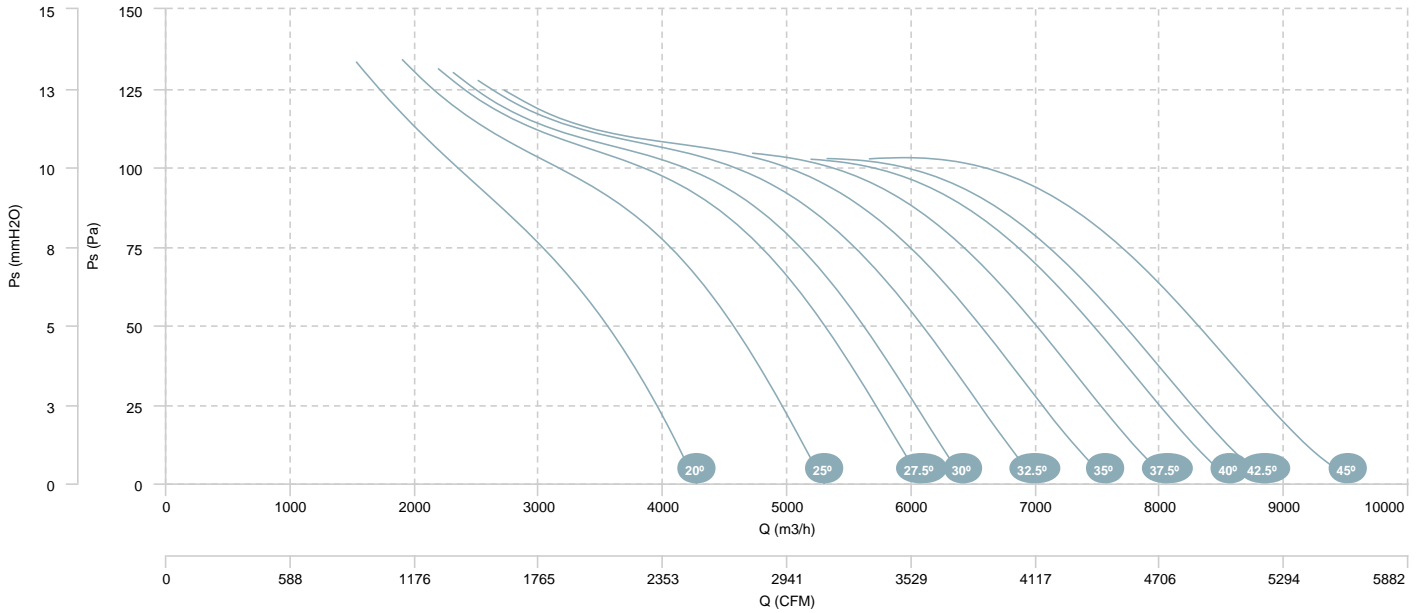


AIR FLOW - ABSORBED POWER

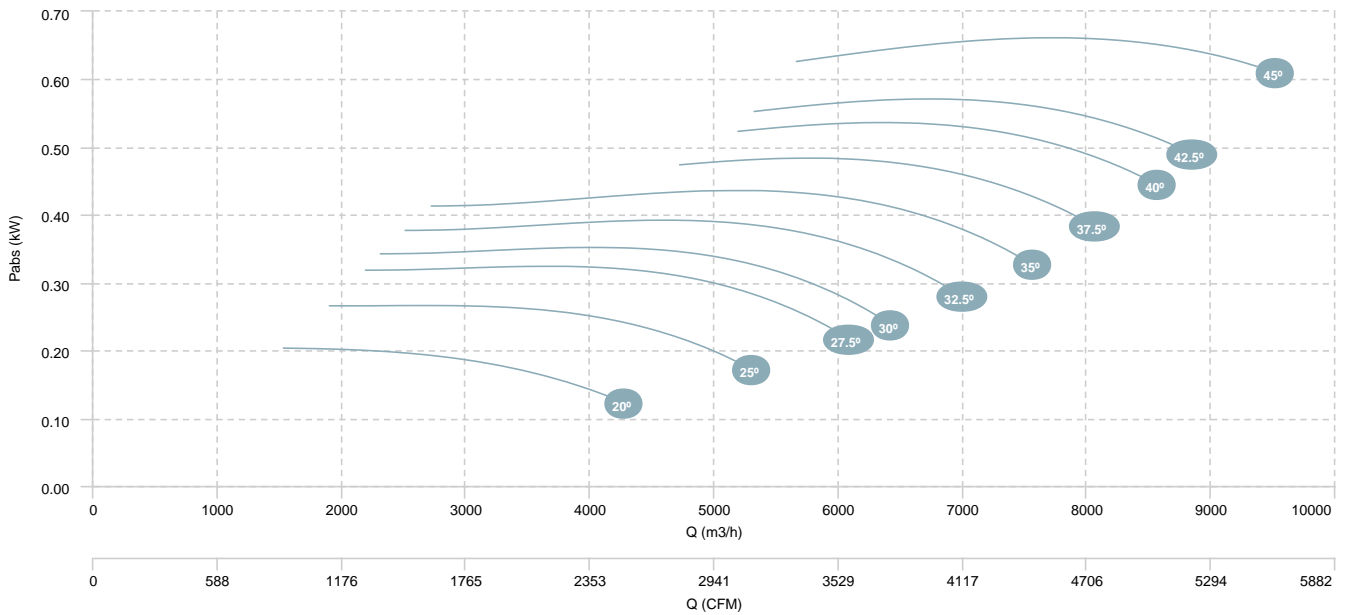


BOX HB 56 T6 0,55kW (A2:9)

AIR FLOW - PRESSURE

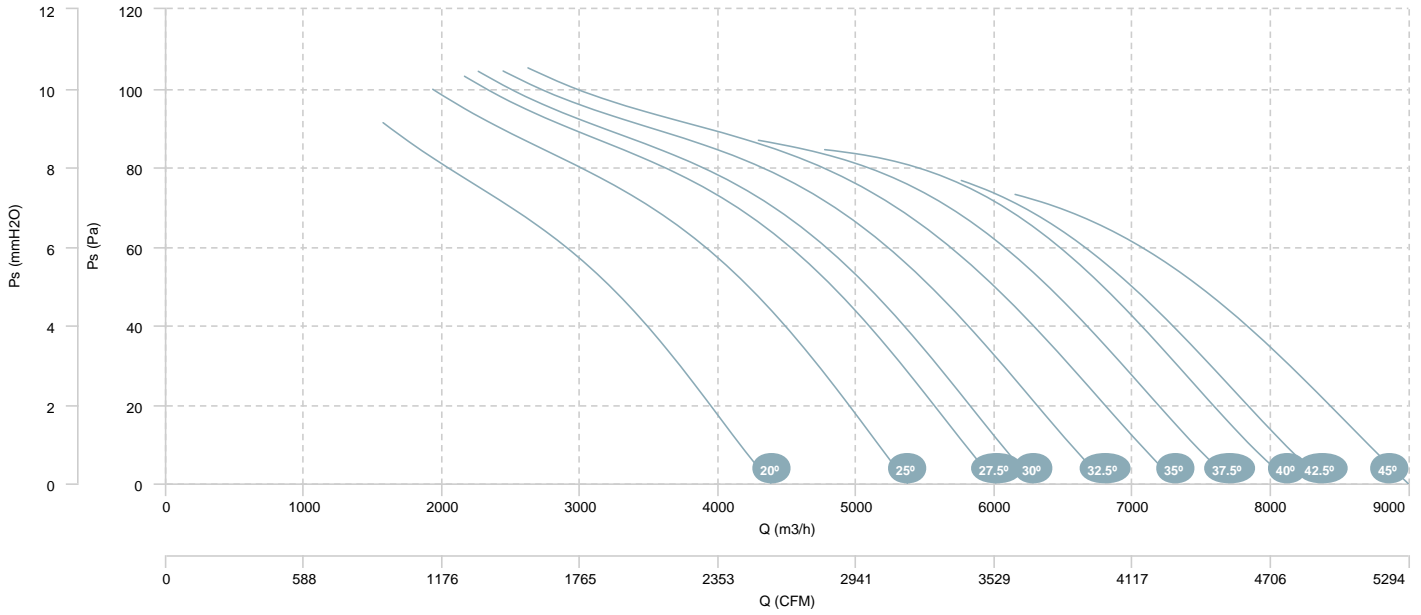


AIR FLOW - ABSORBED POWER

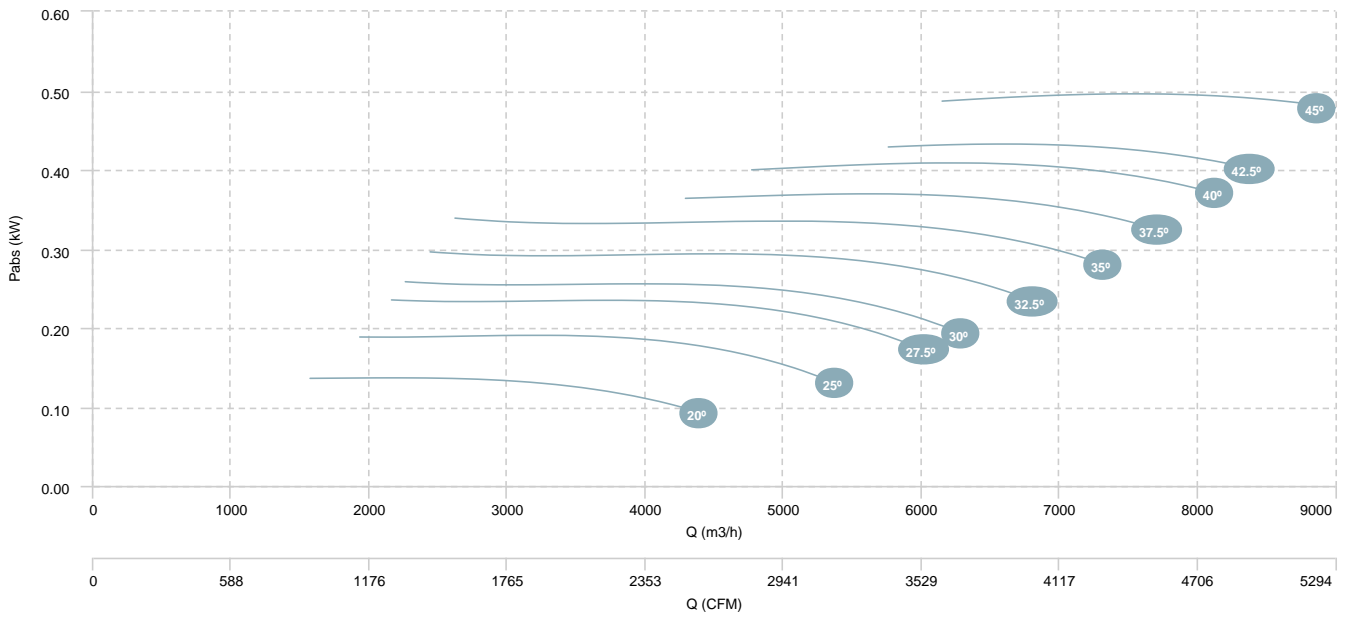


BOX HB 56 T6 0,55kW (A2:6)

AIR FLOW - PRESSURE



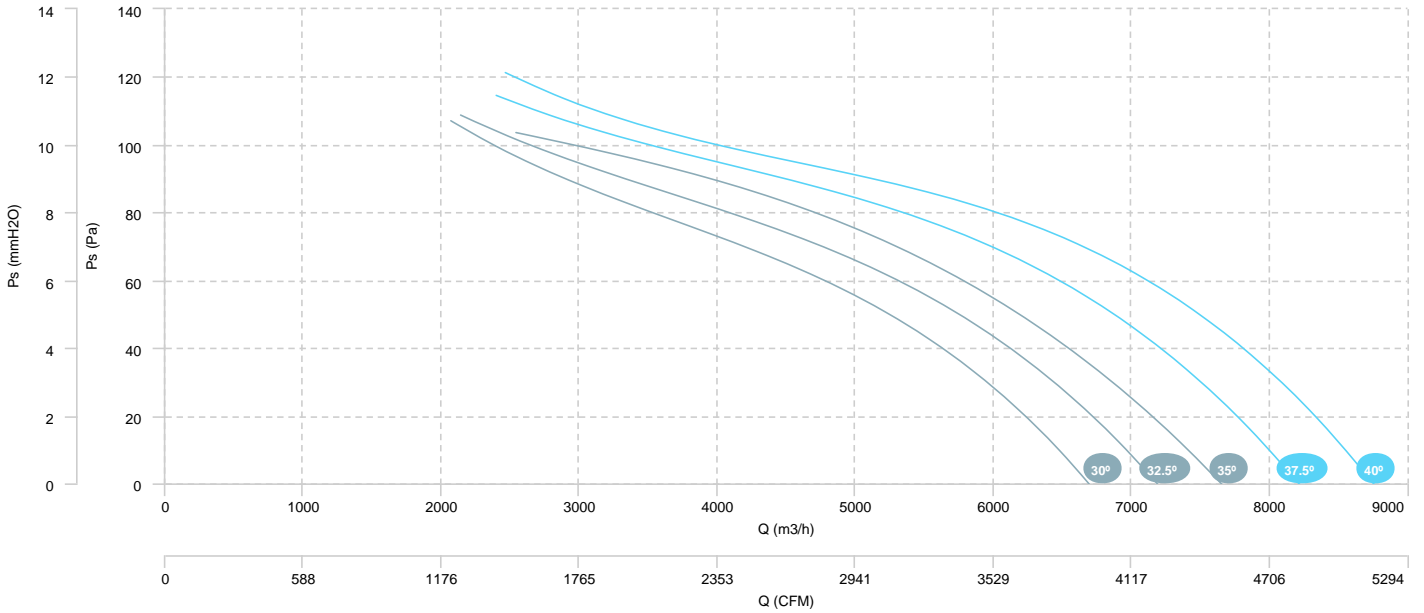
AIR FLOW - ABSORBED POWER



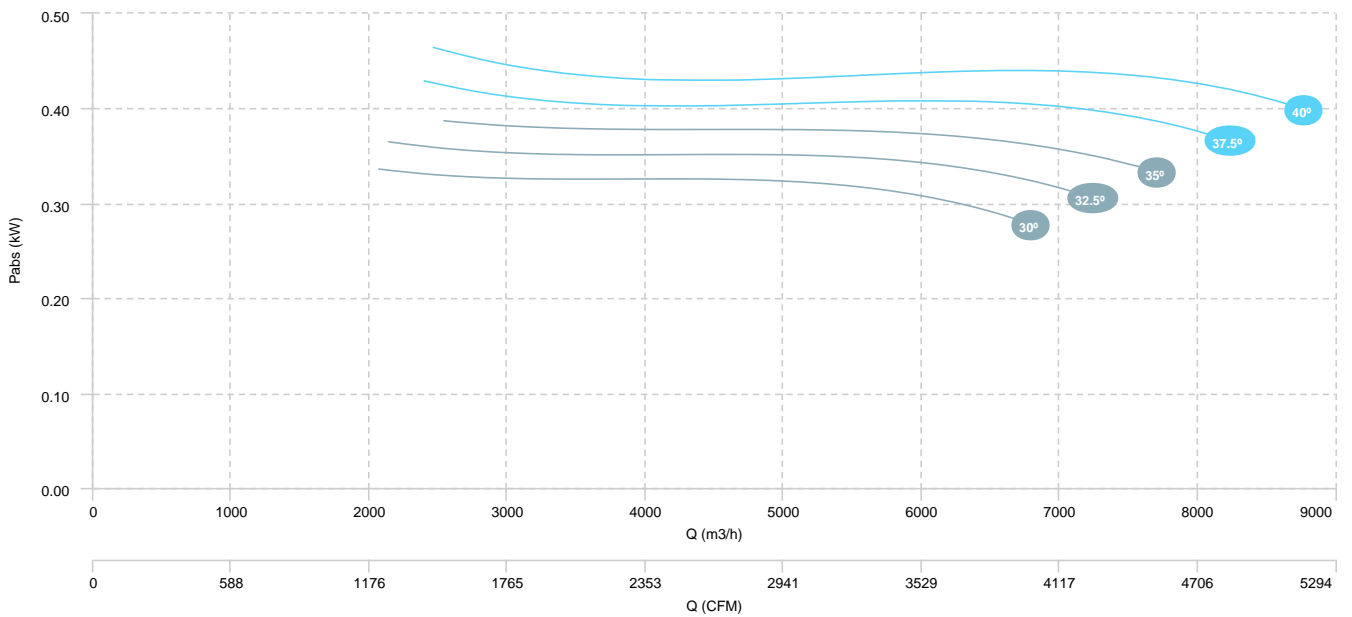
BOX HB 56 T6 0,25kW (A5:6)

BOX HB 56 T6 0,37kW (A5:6)

AIR FLOW - PRESSURE



AIR FLOW - ABSORBED POWER



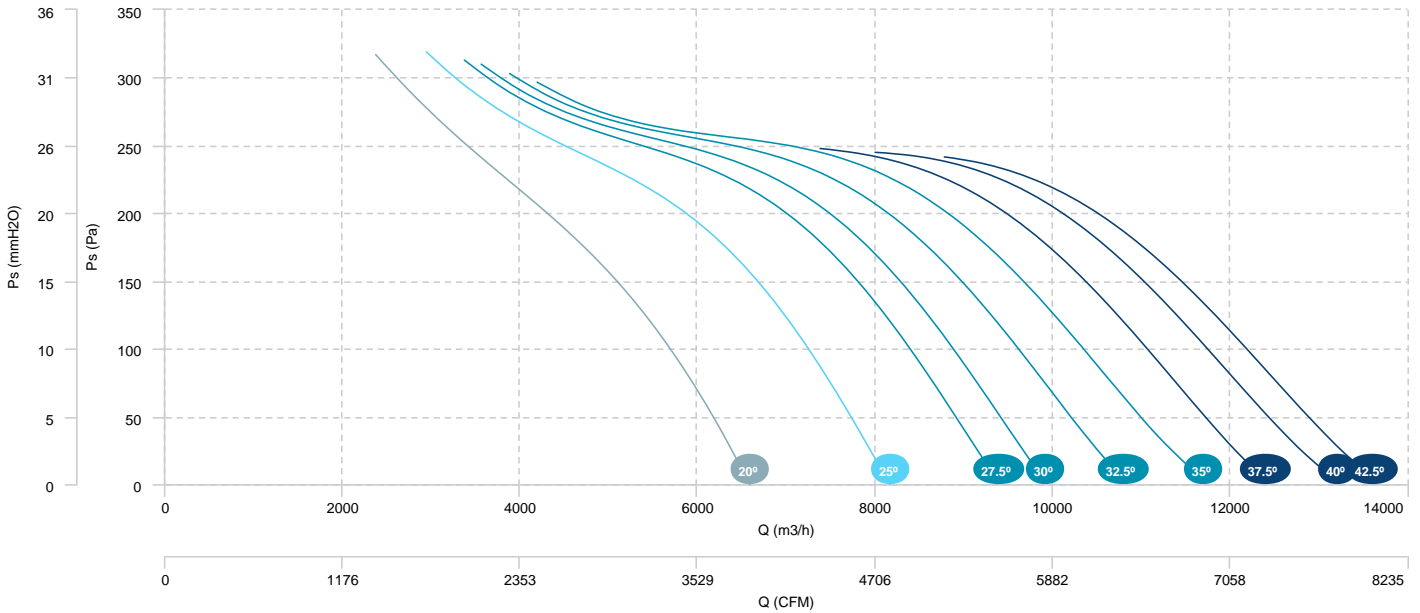
BOX HB 56 T4/T8 0,55/0,09kW (A2:9)

BOX HB 56 T4/T8 0,75/0,12kW (A2:9)

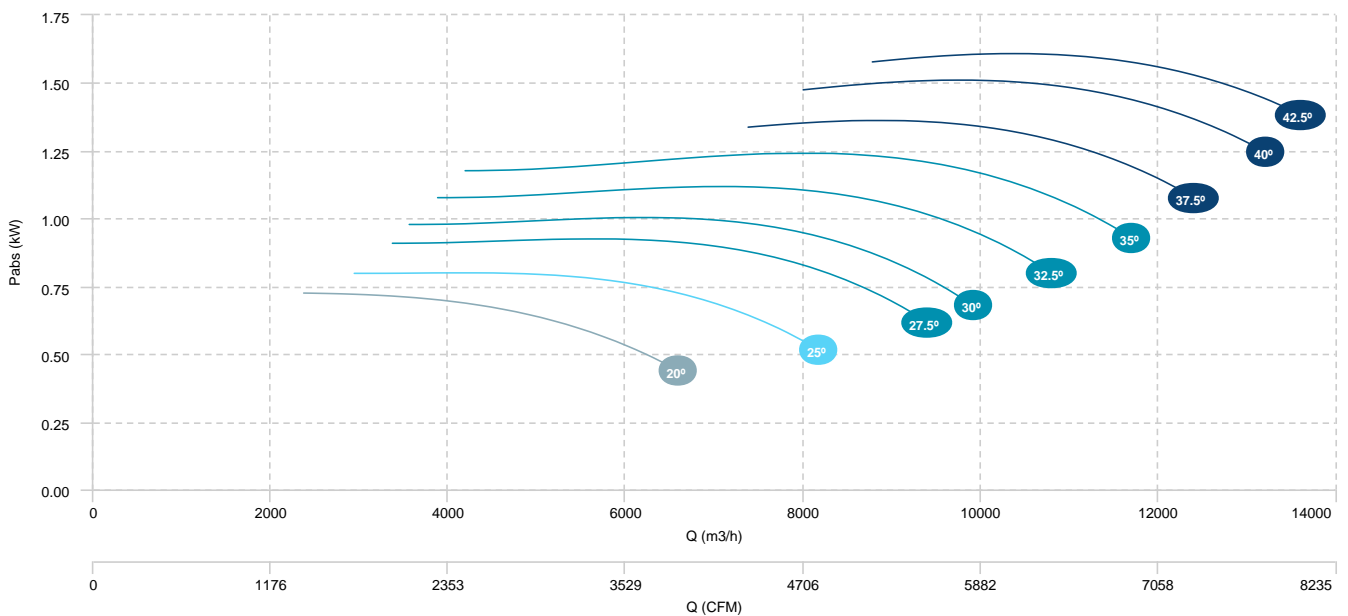
BOX HB 56 T4/T8 1,1/0,18kW (A2:9)

BOX HB 56 T4/T8 1,5/0,25kW (A2:9)

AIR FLOW - PRESSURE (4 poles)



AIR FLOW - ABSORBED POWER (4 poles)



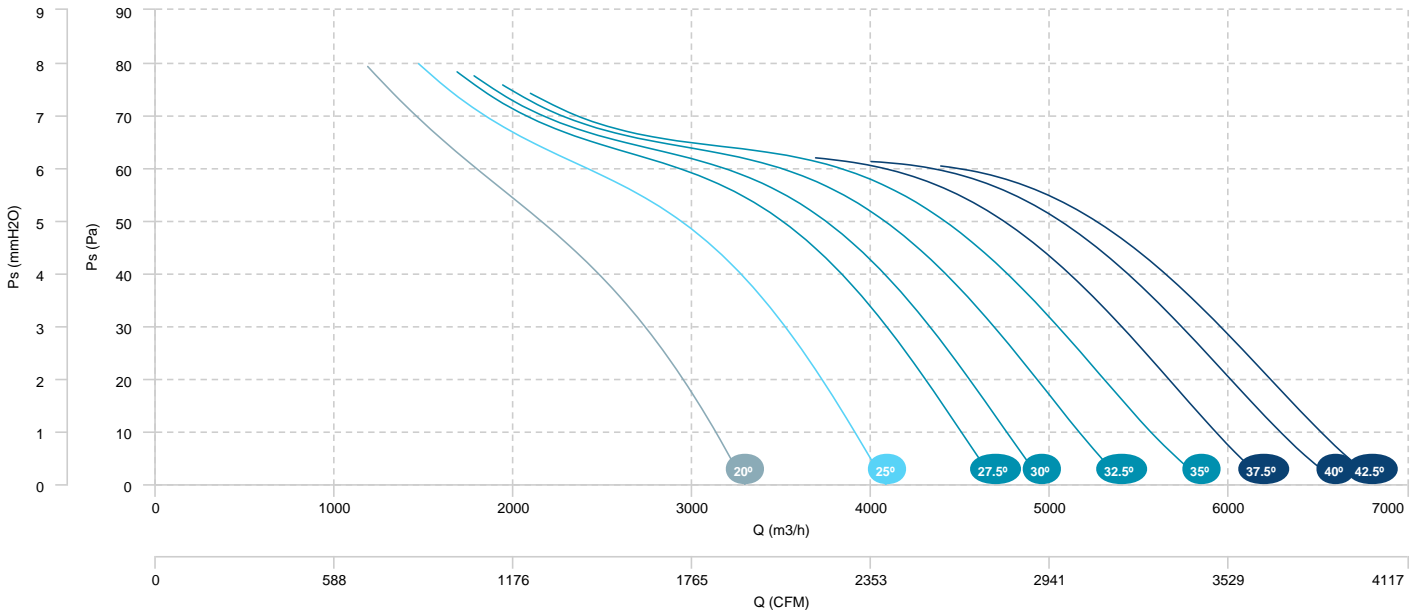
BOX HB 56 T4/T8 0,55/0,09kW (A2:9)

BOX HB 56 T4/T8 0,75/0,12kW (A2:9)

BOX HB 56 T4/T8 1,1/0,18kW (A2:9)

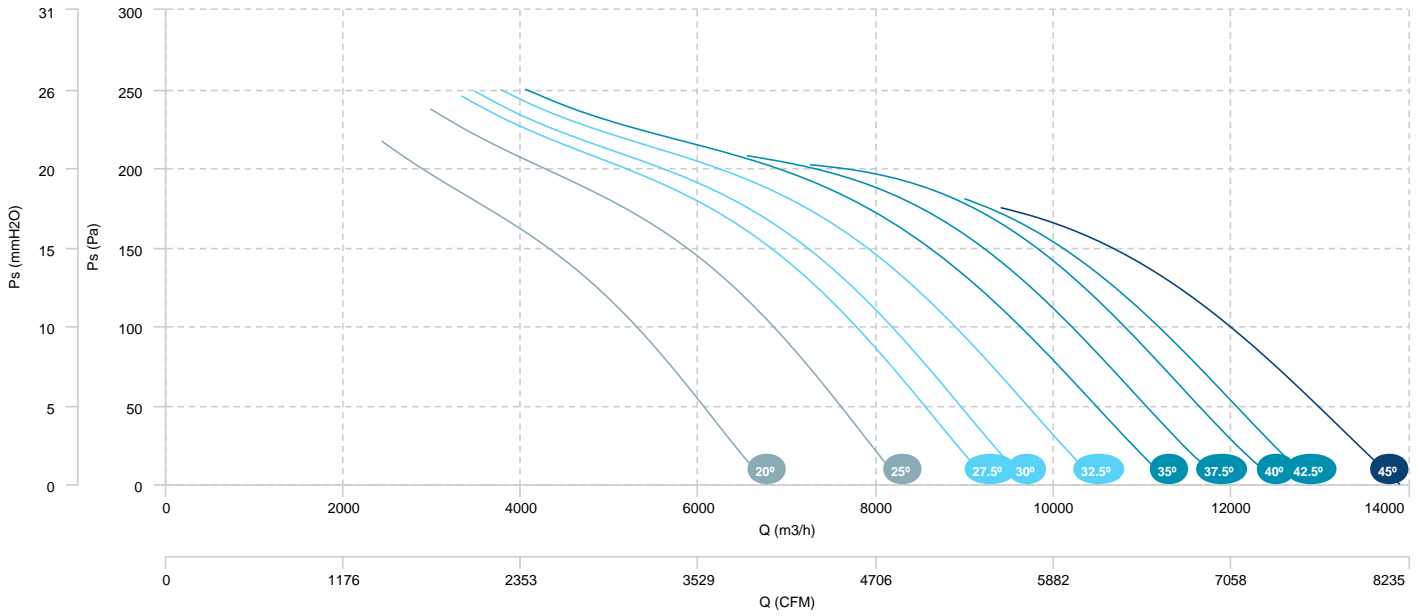
BOX HB 56 T4/T8 1,5/0,25kW (A2:9)

AIR FLOW - PRESSURE (8 poles)

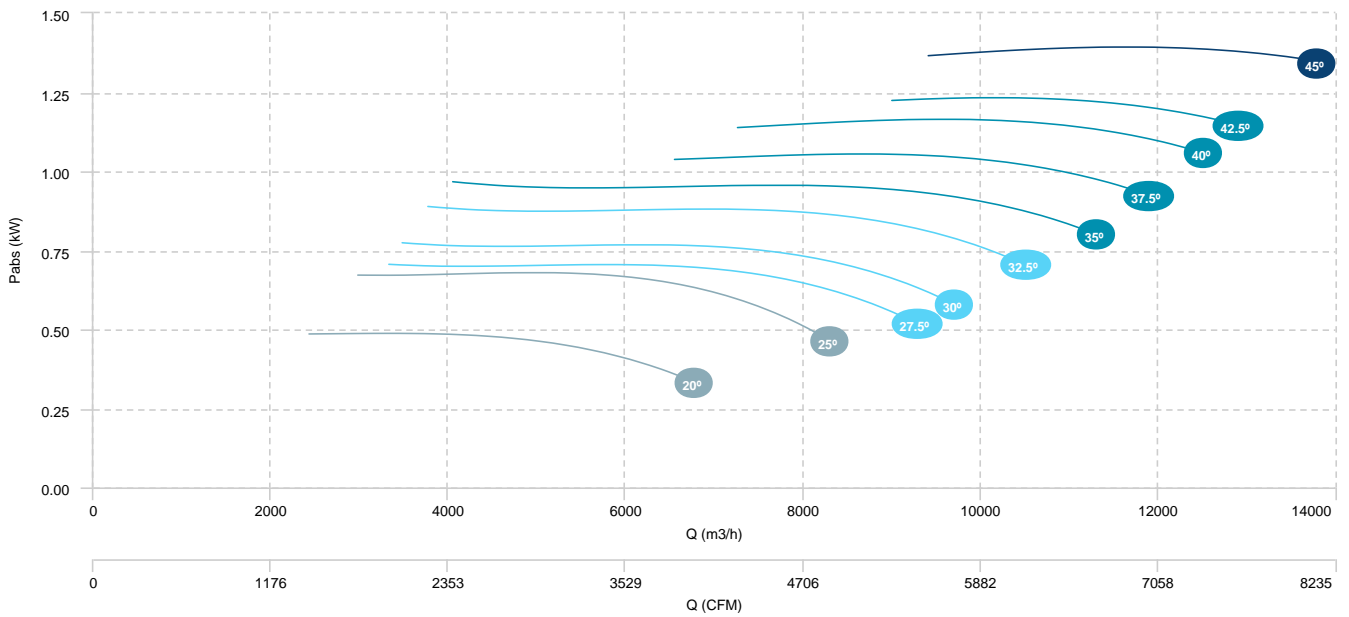


BOX HB 56 T4/T8 0,55/0,09kW (A2:6)	BOX HB 56 T4/T8 0,75/0,12kW (A2:6)	BOX HB 56 T4/T8 1,1/0,18kW (A2:6)
BOX HB 56 T4/T8 1,5/0,25kW (A2:6)		

AIR FLOW - PRESSURE (4 poles)



AIR FLOW - ABSORBED POWER (4 poles)



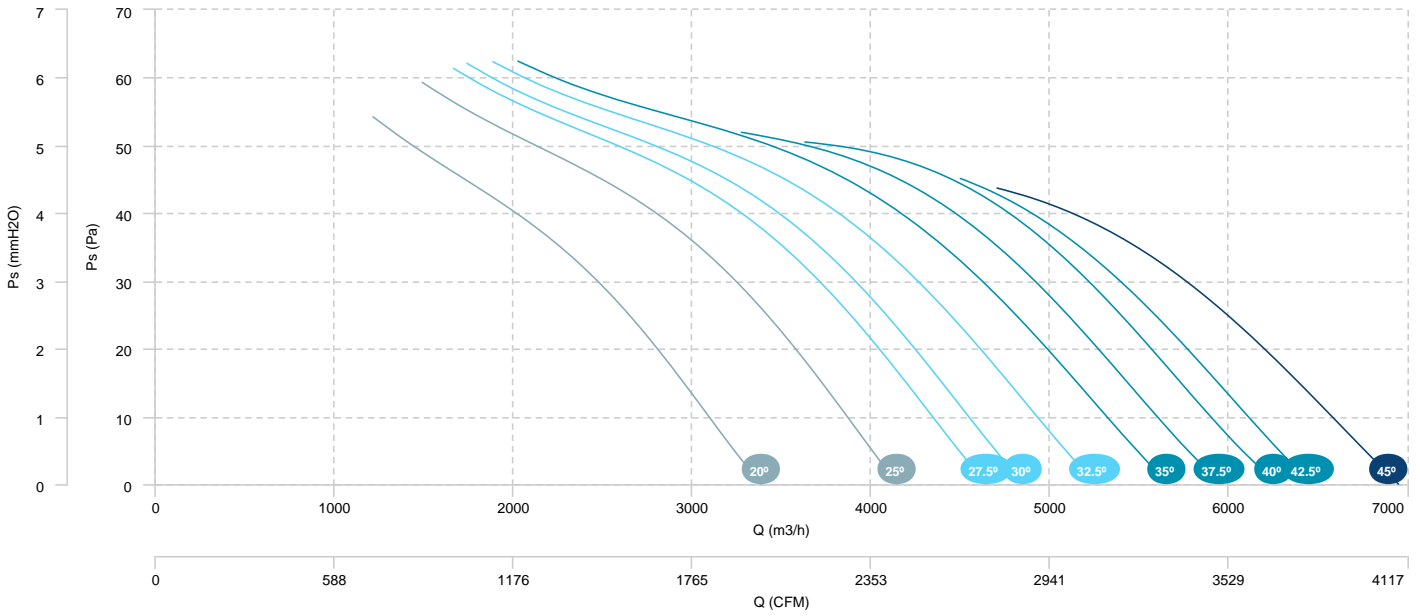
BOX HB 56 T4/T8 0,55/0,09kW (A2:6)

BOX HB 56 T4/T8 0,75/0,12kW (A2:6)

BOX HB 56 T4/T8 1,1/0,18kW (A2:6)

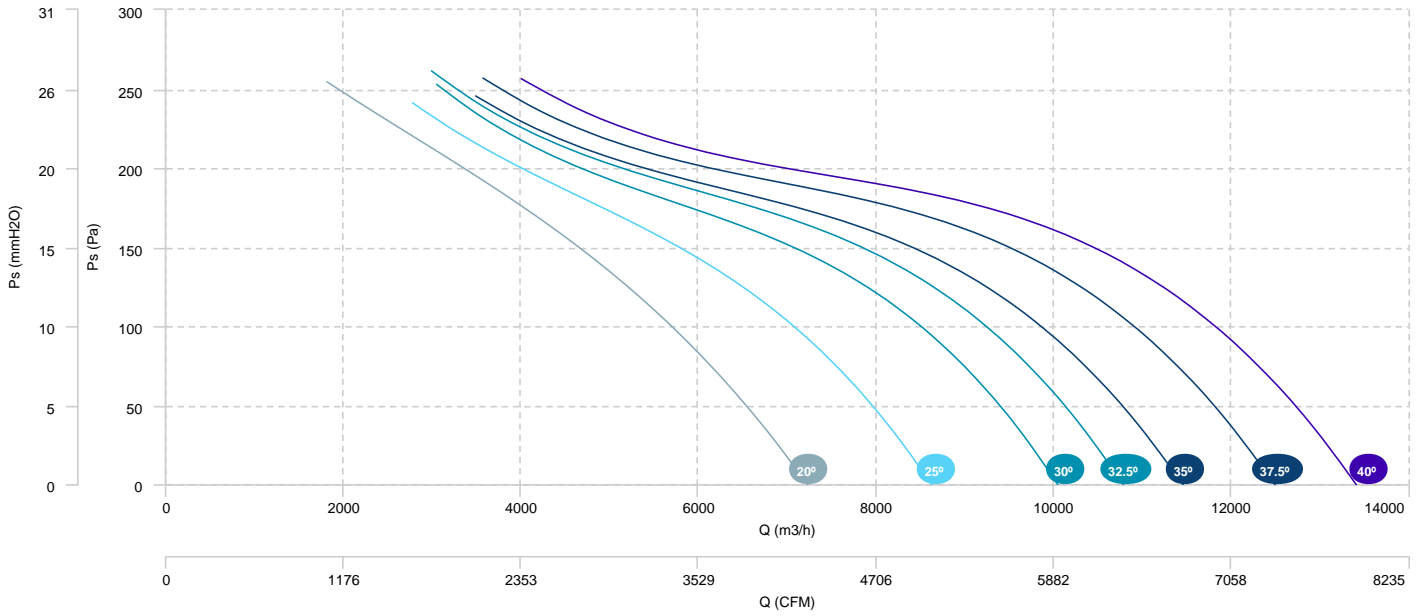
BOX HB 56 T4/T8 1,5/0,25kW (A2:6)

AIR FLOW - PRESSURE (8 poles)

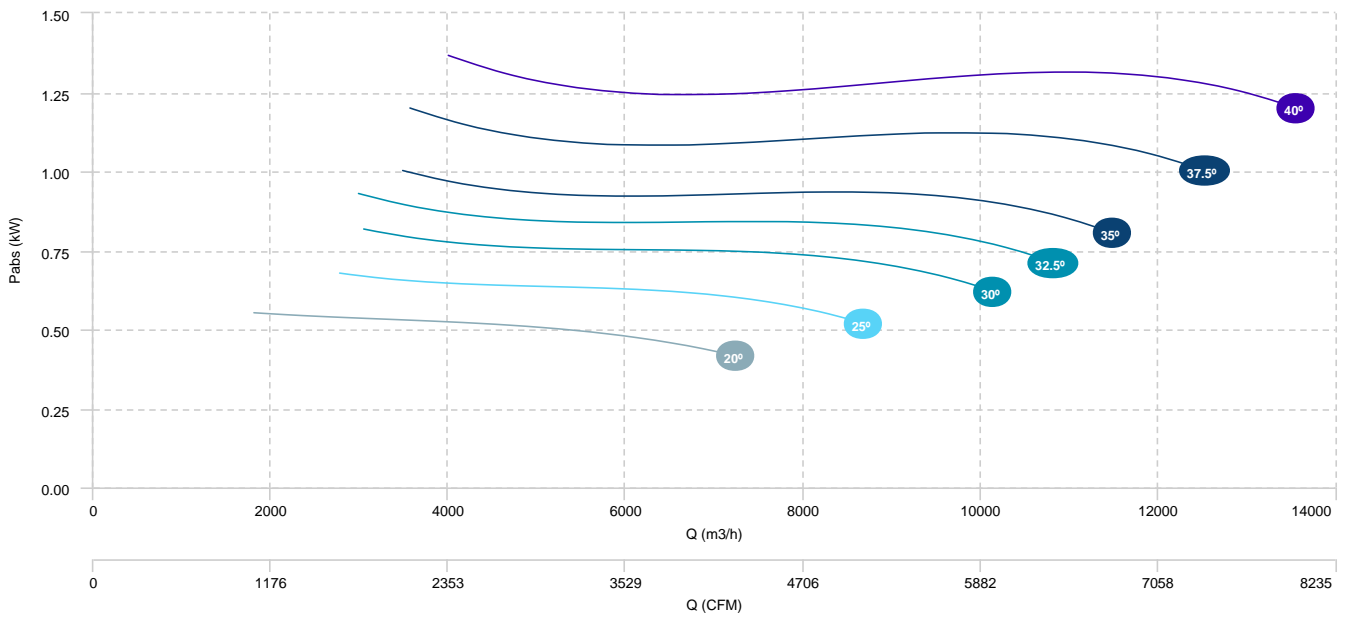


BOX HB 56 T4/T8 0,33/0,04kW (A5:6)	BOX HB 56 T4/T8 0,55/0,09kW (A5:6)	BOX HB 56 T4/T8 0,75/0,12kW (A5:6)
BOX HB 56 T4/T8 1,1/0,18kW (A5:6)	BOX HB 56 T4/T8 1,5/0,25kW (A5:6)	

AIR FLOW - PRESSURE (4 poles)

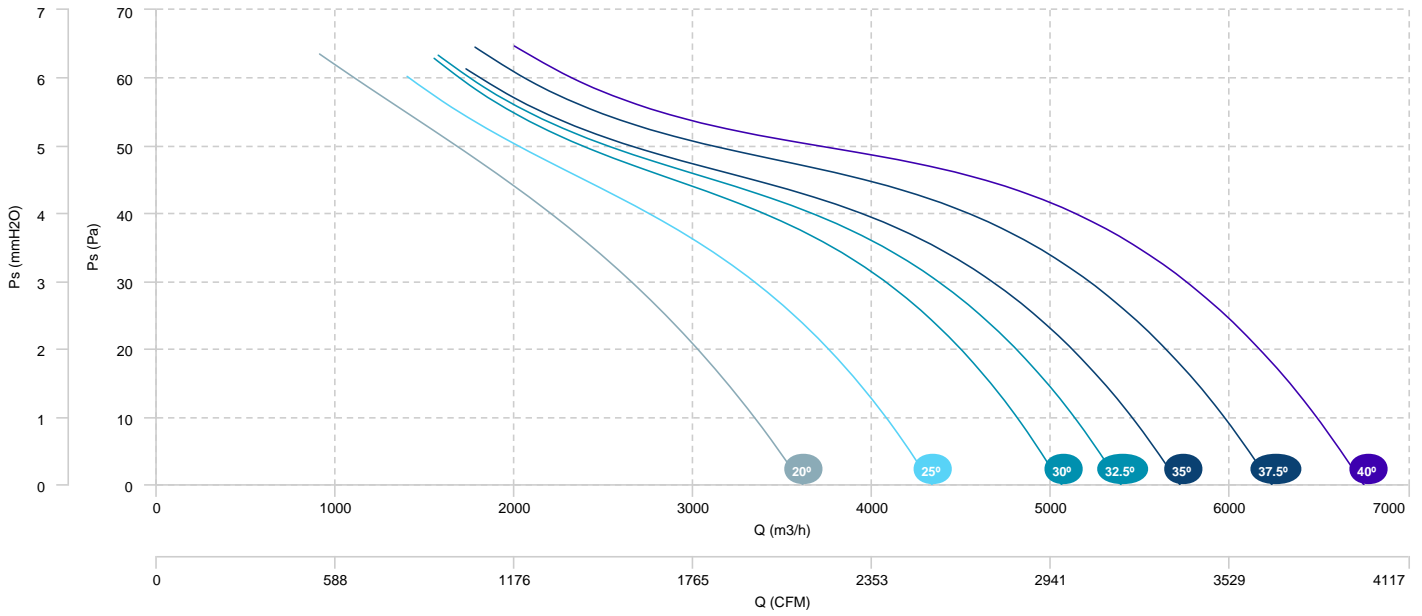


AIR FLOW - ABSORBED POWER (4 poles)



BOX HB 56 T4/T8 0,33/0,04kW (A5:6)	BOX HB 56 T4/T8 0,55/0,09kW (A5:6)	BOX HB 56 T4/T8 0,75/0,12kW (A5:6)
BOX HB 56 T4/T8 1,1/0,18kW (A5:6)	BOX HB 56 T4/T8 1,5/0,25kW (A5:6)	

AIR FLOW - PRESSURE (8 poles)



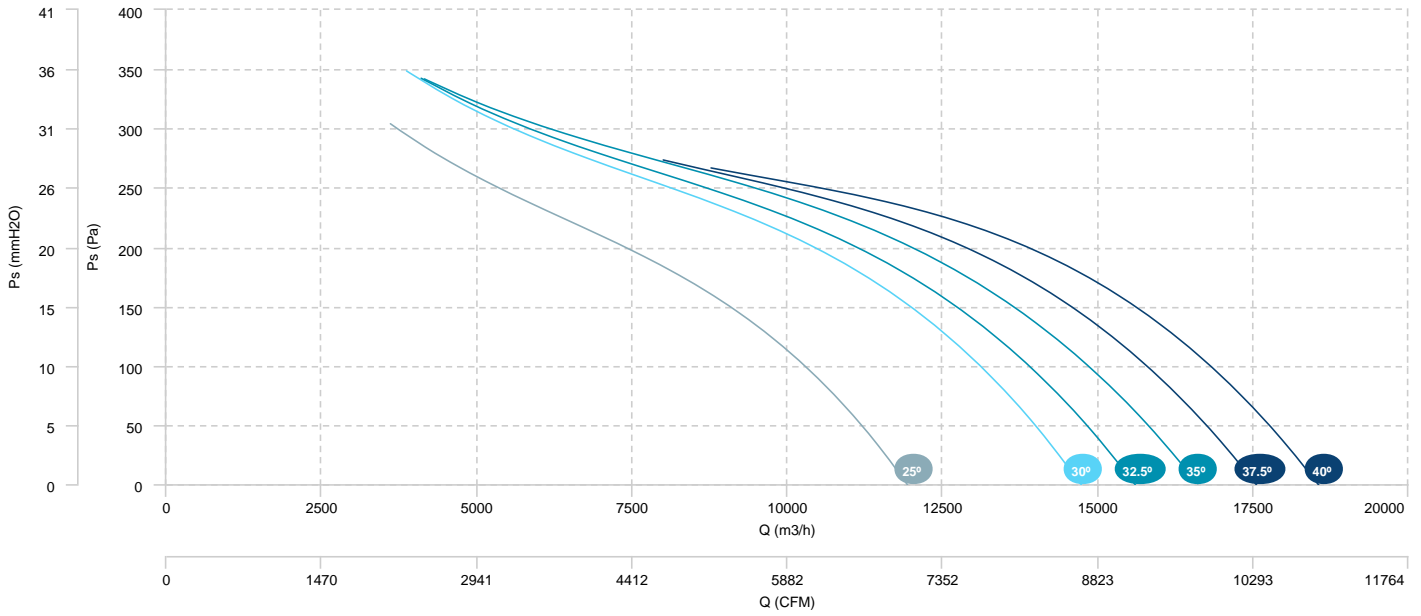
BOX HB 63 T4 0,75kW (A5:6)

BOX HB 63 T4 1,1kW (A5:6)

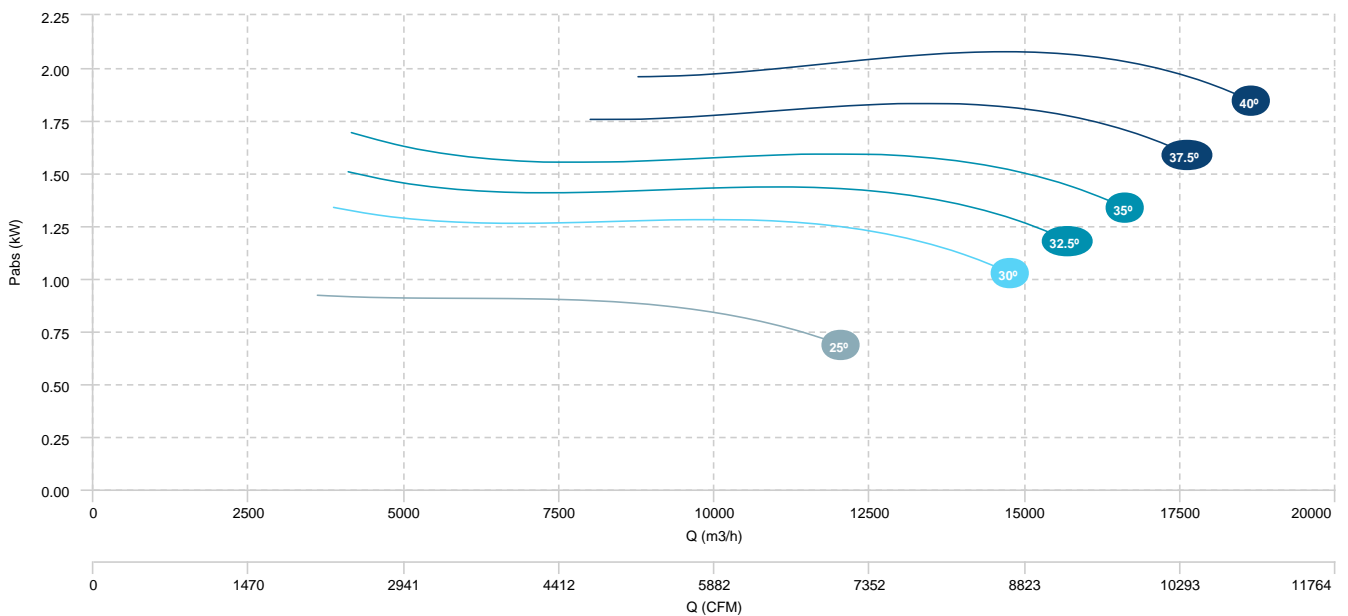
BOX HB 63 T4 1,5kW (A5:6)

BOX HB 63 T4 2,2kW (A5:6)

AIR FLOW - PRESSURE

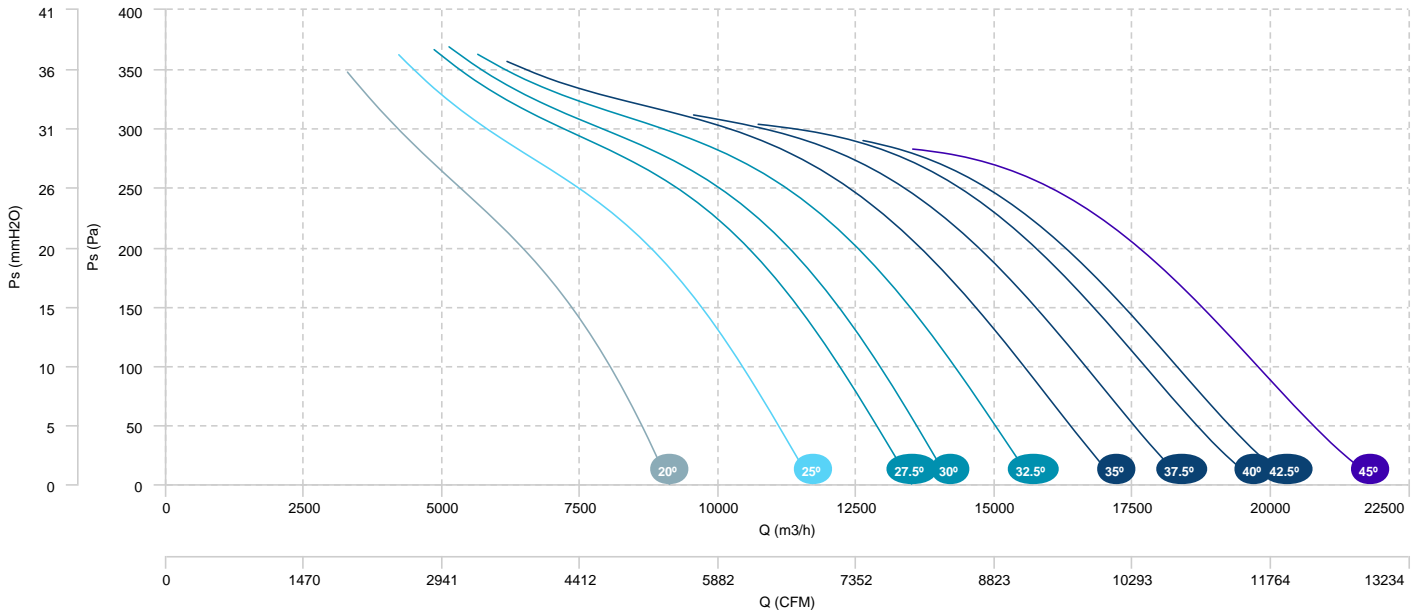


AIR FLOW - ABSORBED POWER

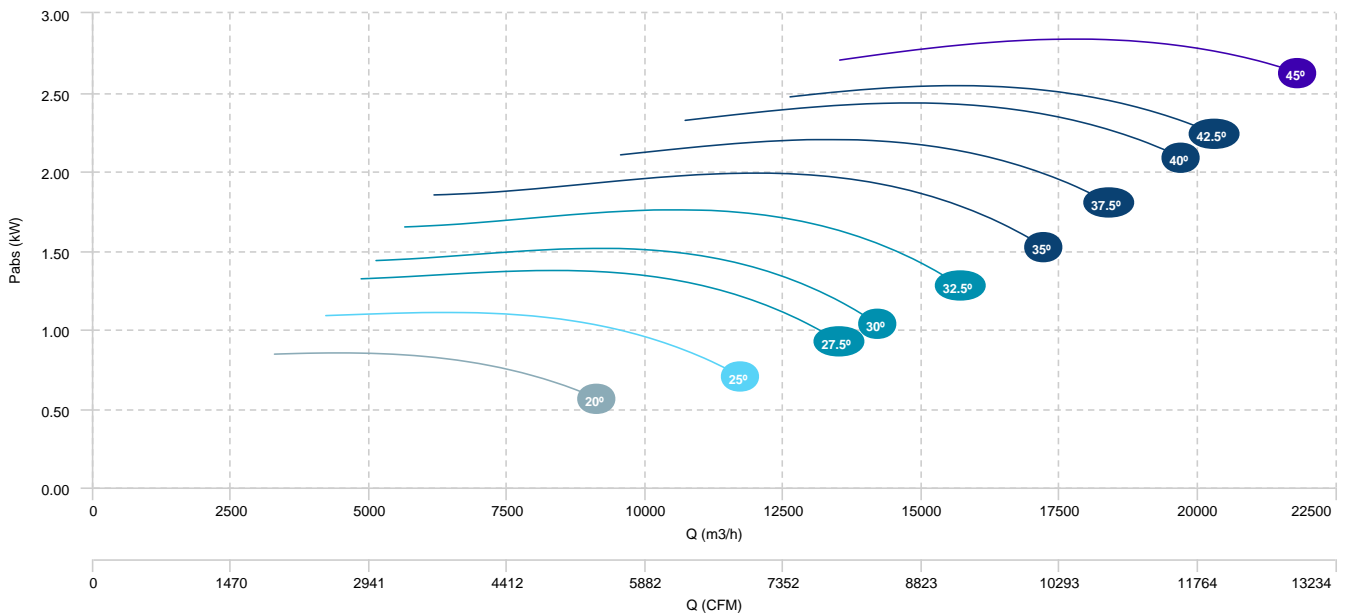


BOX HB 63 T4 0,75kW (A2:9)	BOX HB 63 T4 1,1kW (A2:9)	BOX HB 63 T4 1,5kW (A2:9)
BOX HB 63 T4 2,2kW (A2:9)	BOX HB 63 T4 3kW (A2:9)	

AIR FLOW - PRESSURE

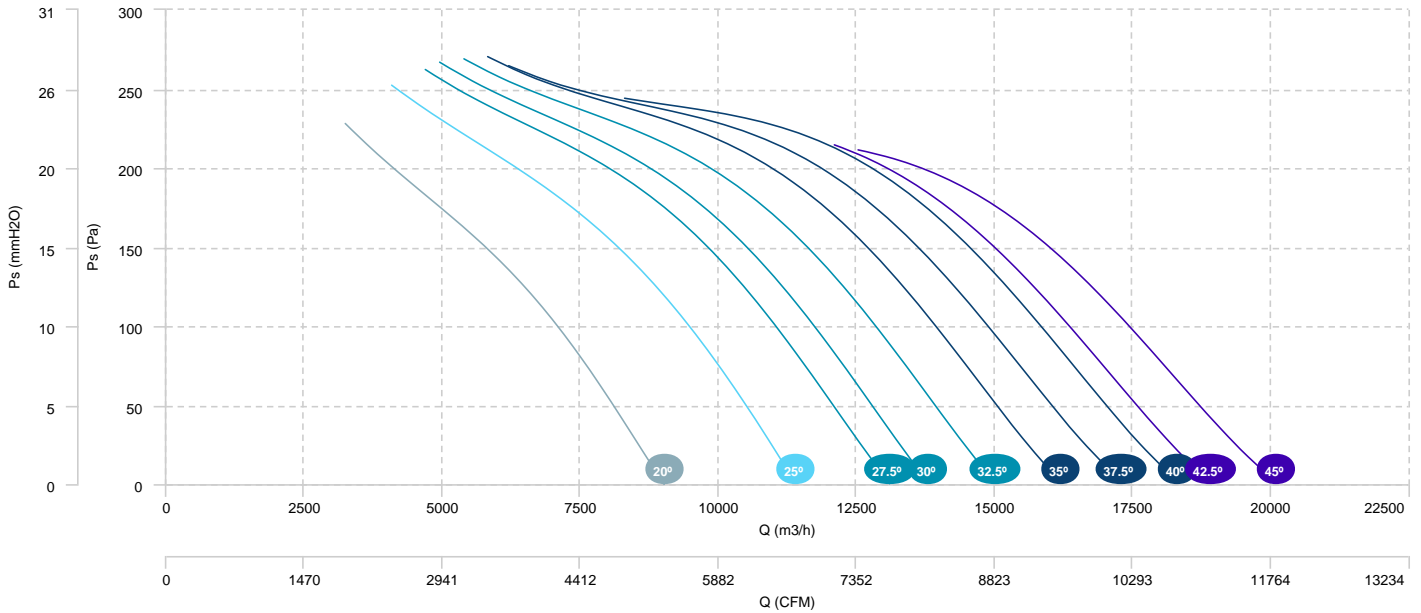


AIR FLOW - ABSORBED POWER

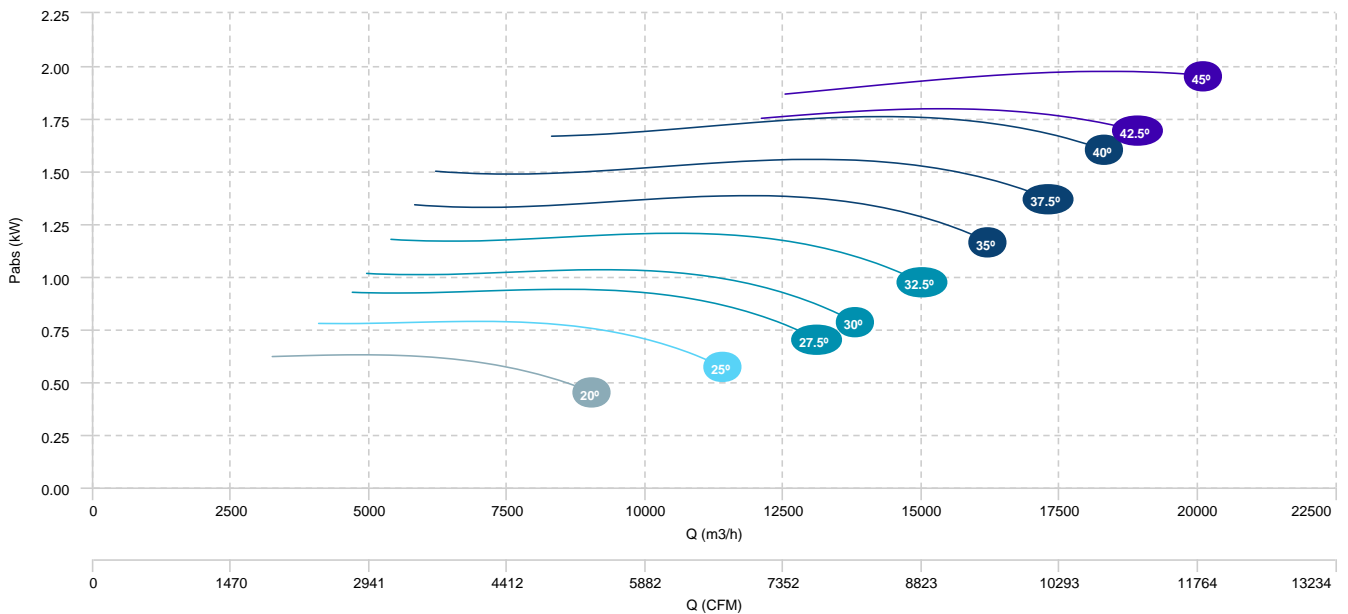


BOX HB 63 T4 0,55kW (A2:6)	BOX HB 63 T4 0,75kW (A2:6)	BOX HB 63 T4 1,1kW (A2:6)
BOX HB 63 T4 1,5kW (A2:6)	BOX HB 63 T4 2,2kW (A2:6)	

AIR FLOW - PRESSURE



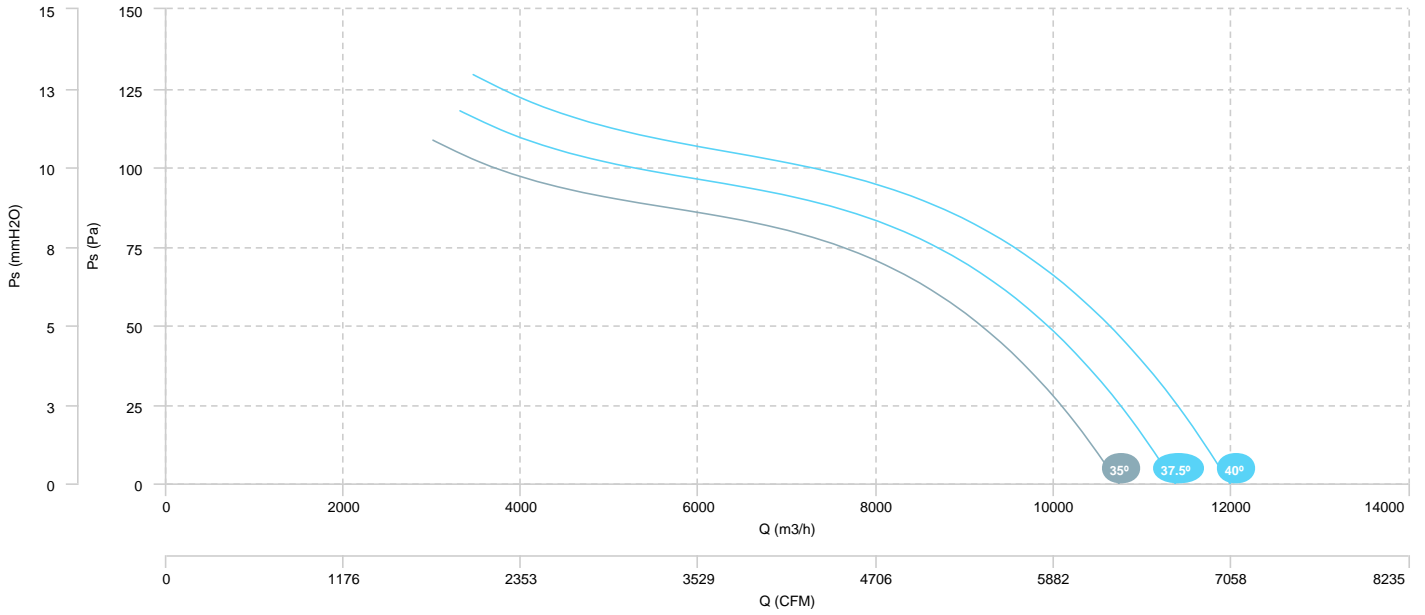
AIR FLOW - ABSORBED POWER



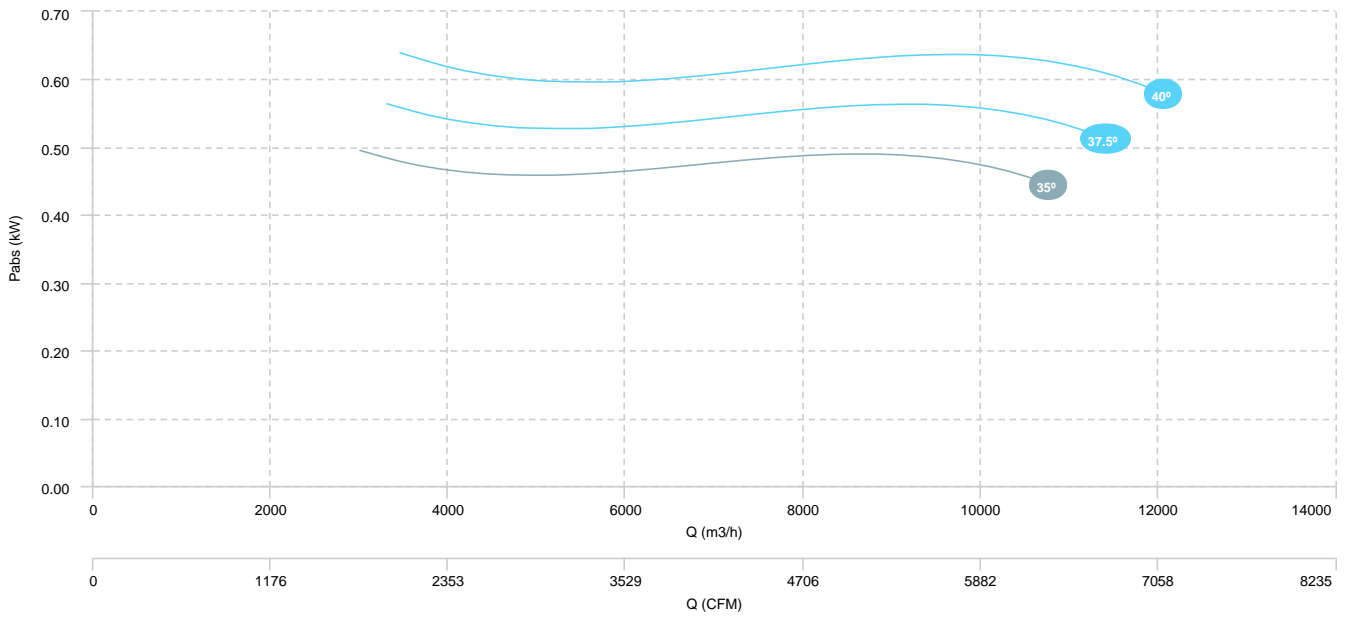
BOX HB 63 T6 0,37kW (A5:6)

BOX HB 63 T6 0,55kW (A5:6)

AIR FLOW - PRESSURE

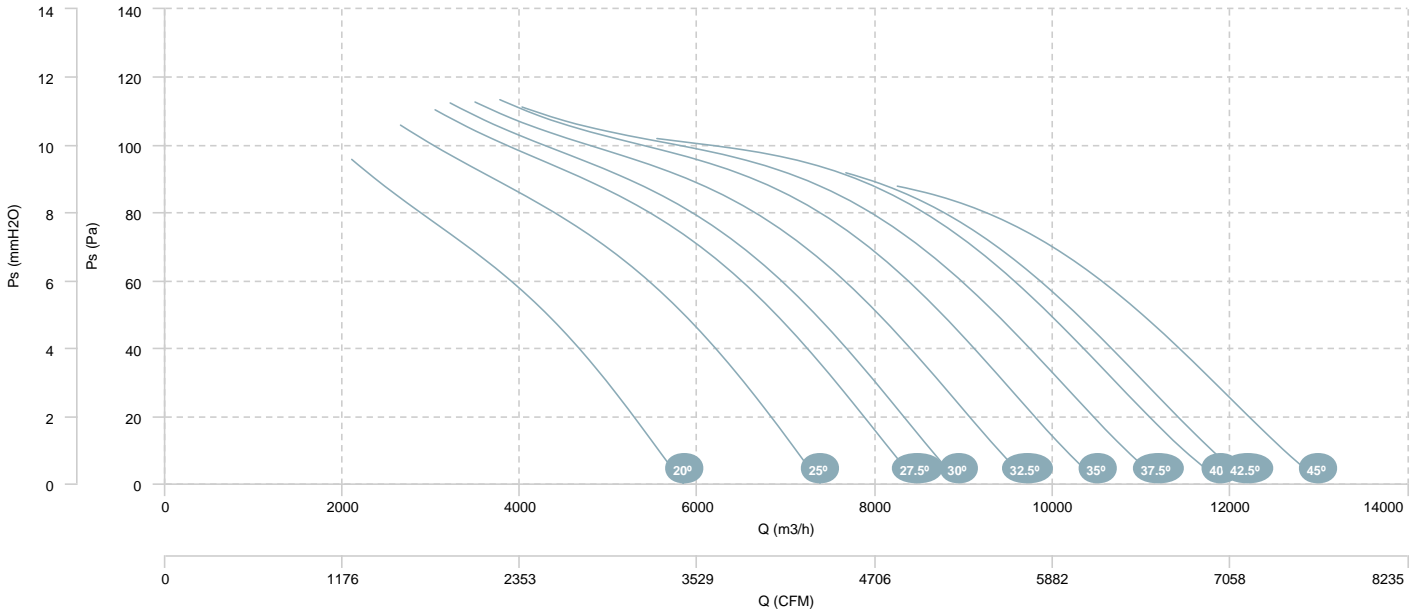


AIR FLOW - ABSORBED POWER



BOX HB 63 T6 0,55KW (A2:6)

AIR FLOW - PRESSURE



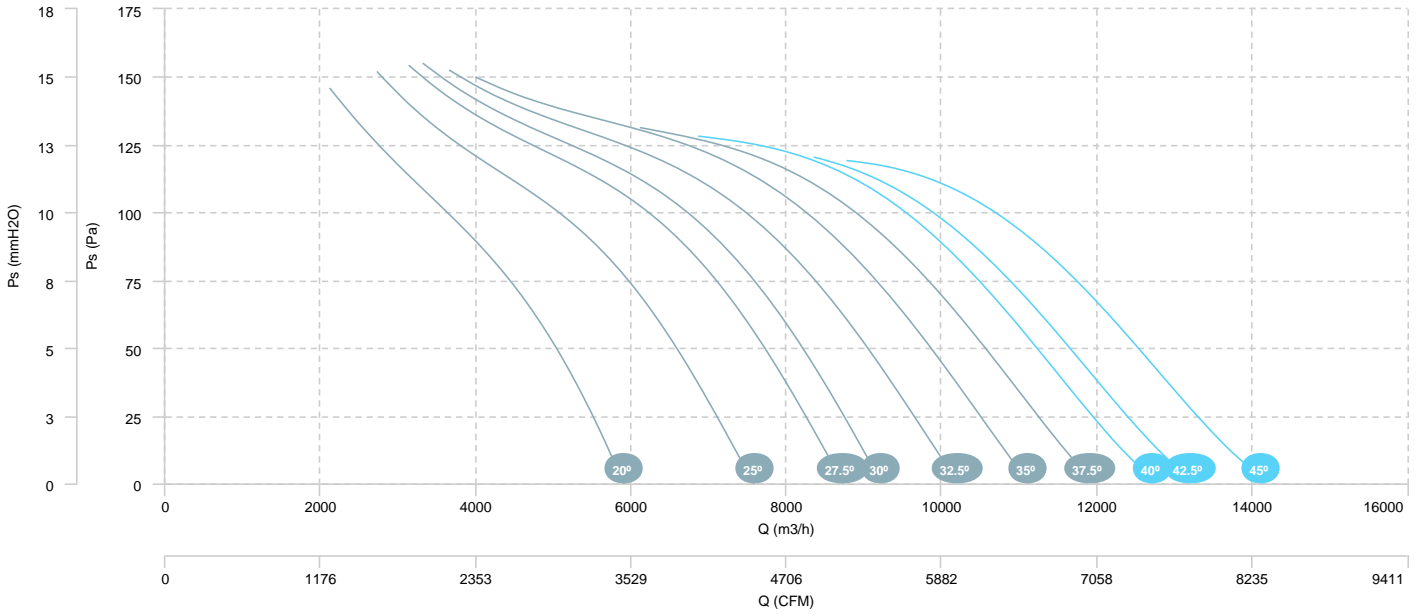
AIR FLOW - ABSORBED POWER



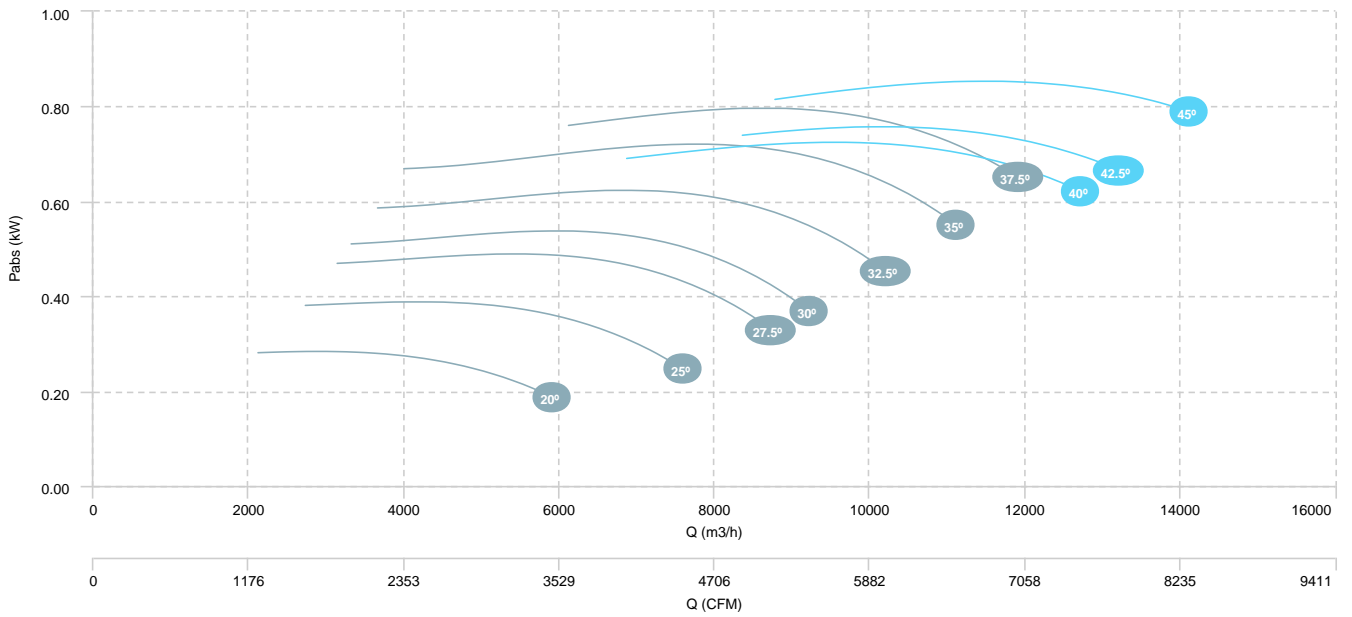
BOX HB 63 T6 0,55kW (A2:9)

BOX HB 63 T6 0,75kW (A2:9)

AIR FLOW - PRESSURE



AIR FLOW - ABSORBED POWER



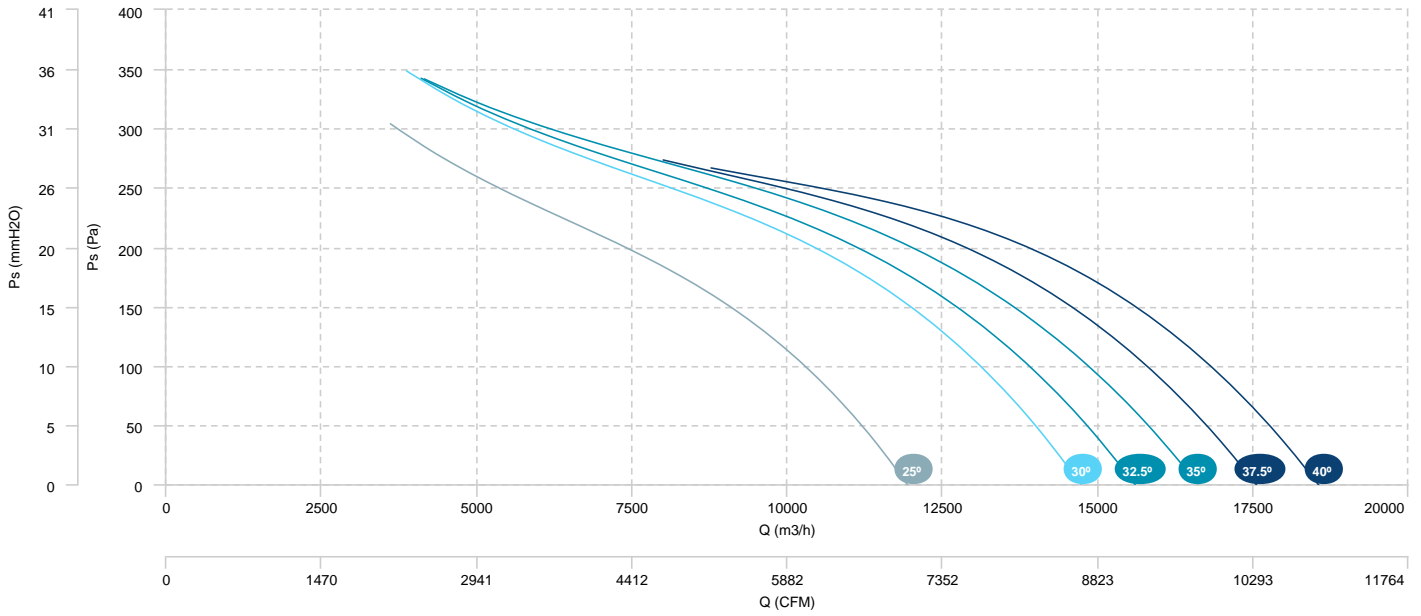
BOX HB 63 T4/T8 0,75/0,12kW (A5:6)

BOX HB 63 T4/T8 1,1/0,18kW (A5:6)

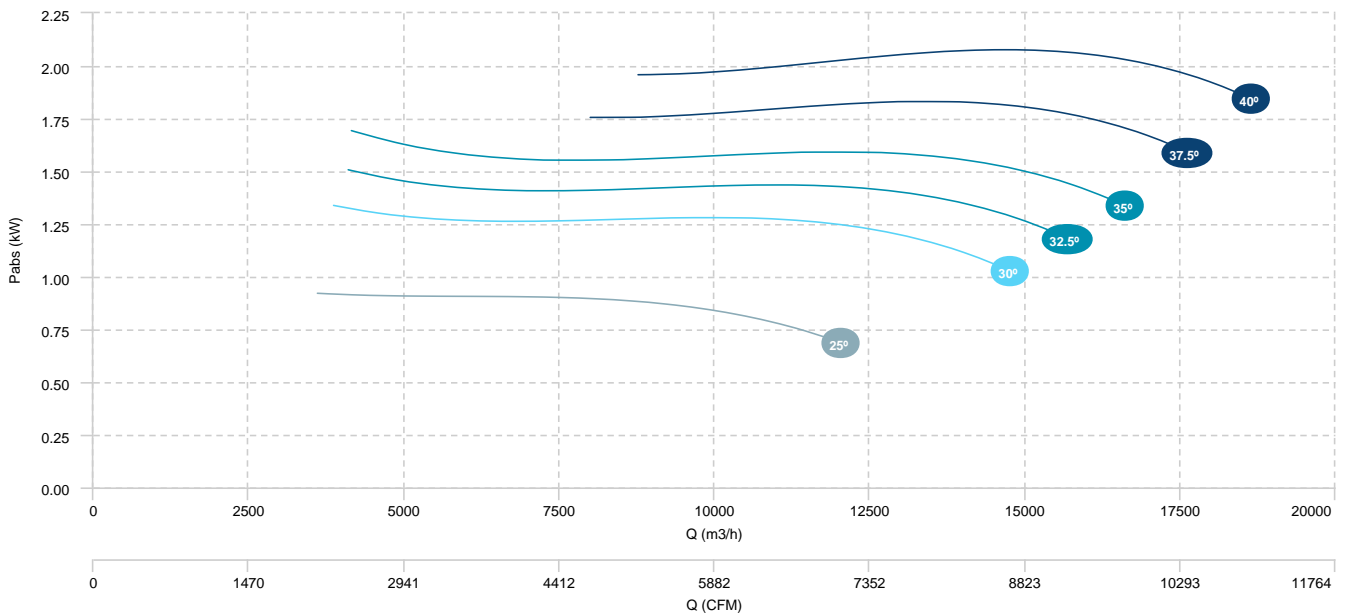
BOX HB 63 T4/T8 1,5/0,25kW (A5:6)

BOX HB 63 T4/T8 2,2/0,37kW (A5:6)

AIR FLOW - PRESSURE (4 poles)



AIR FLOW - ABSORBED POWER (4 poles)



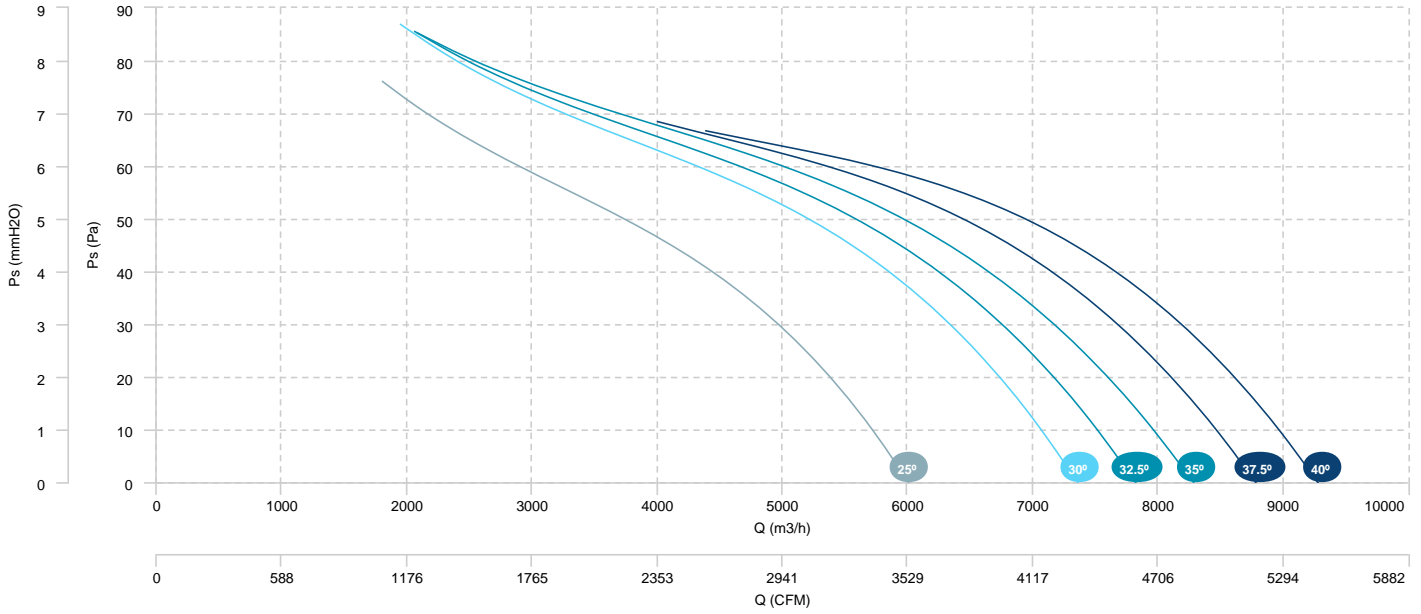
BOX HB 63 T4/T8 0,75/0,12kW (A5:6)

BOX HB 63 T4/T8 1,1/0,18kW (A5:6)

BOX HB 63 T4/T8 1,5/0,25kW (A5:6)

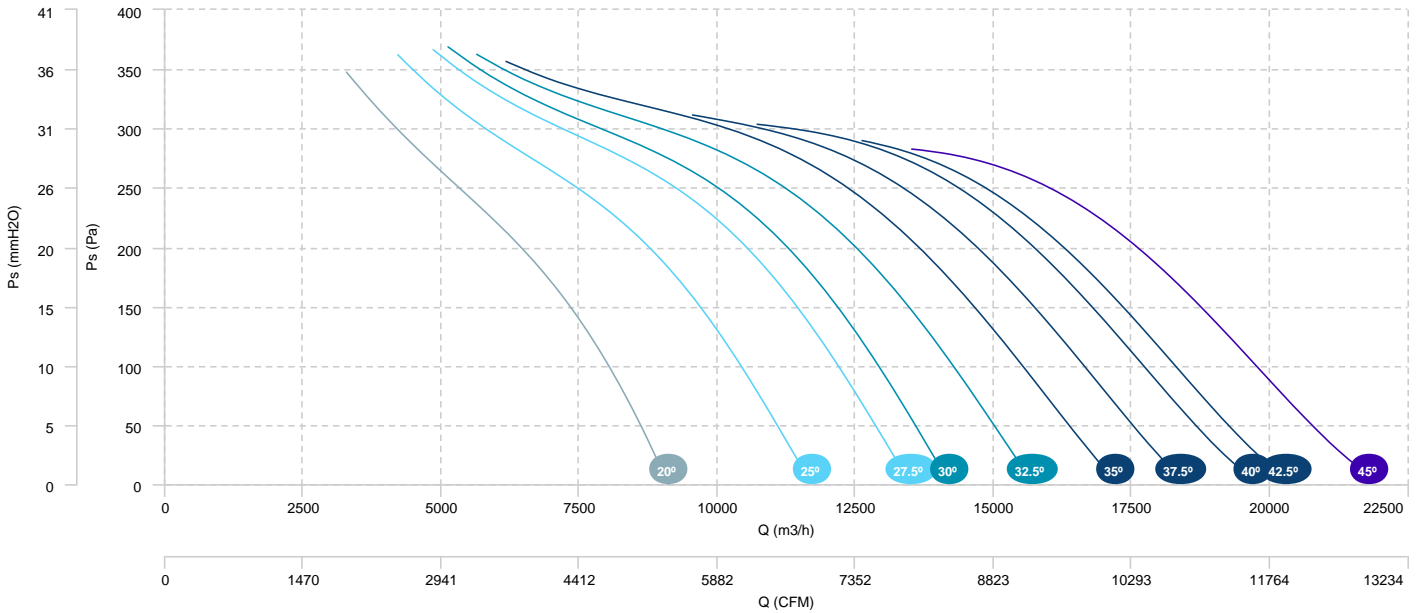
BOX HB 63 T4/T8 2,2/0,37kW (A5:6)

AIR FLOW - PRESSURE (8 poles)

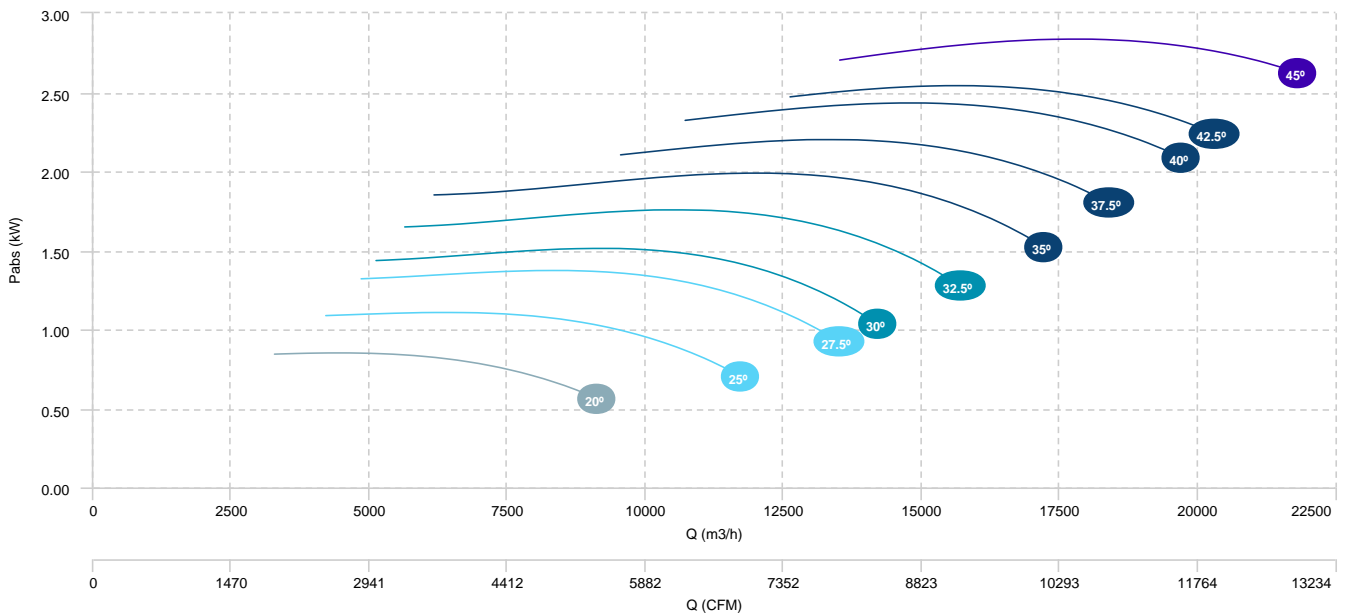


BOX HB 63 T4/T8 0,75/0,12kW (A2:9)	BOX HB 63 T4/T8 1,1/0,18kW (A2:9)	BOX HB 63 T4/T8 1,5/0,25kW (A2:9)
BOX HB 63 T4/T8 2,2/0,37kW (A2:9)	BOX HB 63 T4/T8 3/0,55kW (A2:9)	

AIR FLOW - PRESSURE (4 poles)

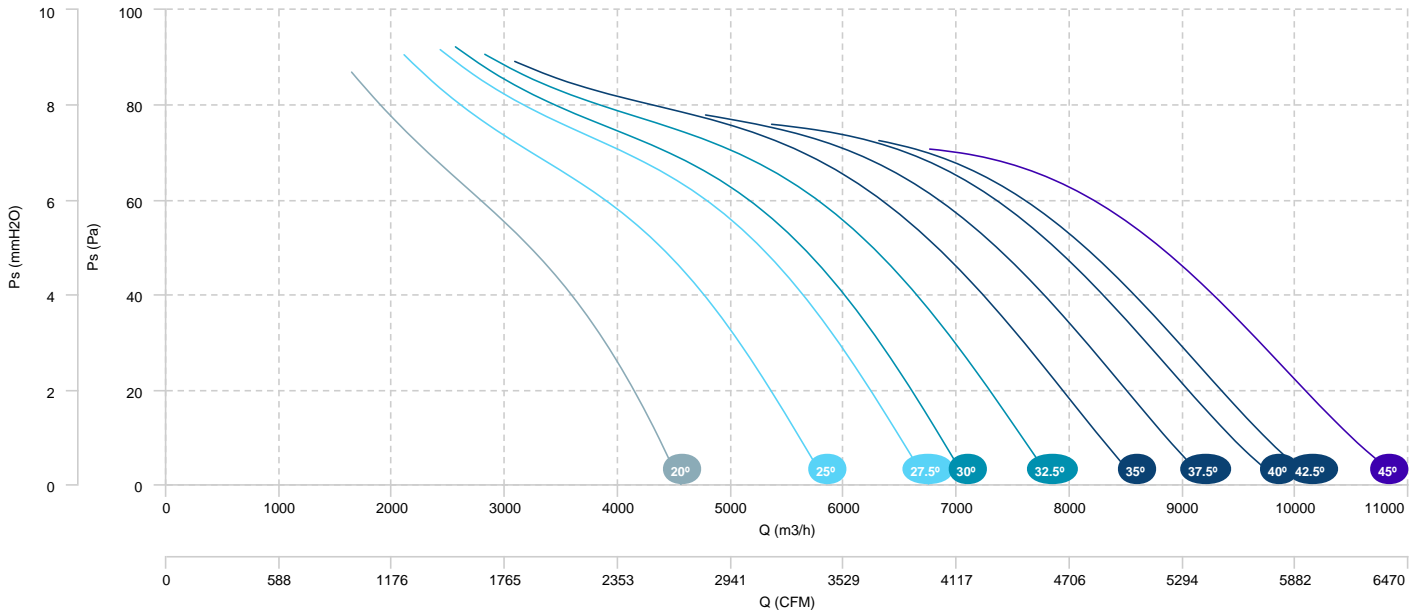


AIR FLOW - ABSORBED POWER (4 poles)



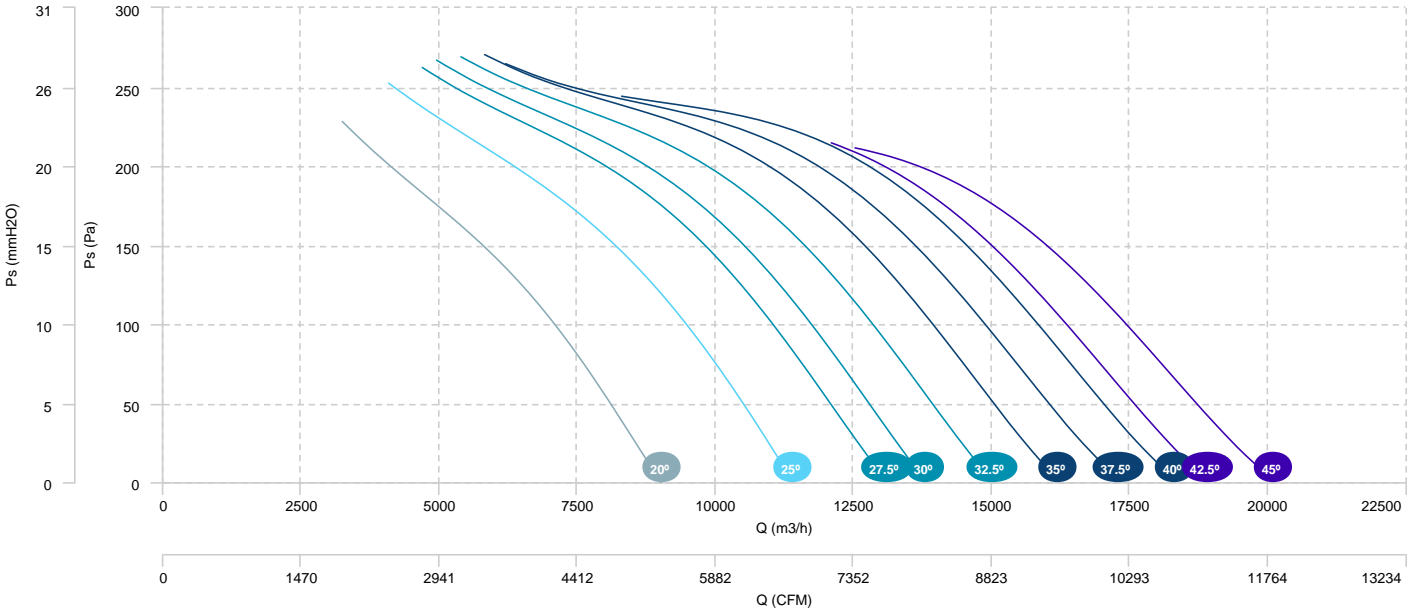
BOX HB 63 T4/T8 0,75/0,12kW (A2:9)	BOX HB 63 T4/T8 1,1/0,18kW (A2:9)	BOX HB 63 T4/T8 1,5/0,25kW (A2:9)
BOX HB 63 T4/T8 2,2/0,37kW (A2:9)	BOX HB 63 T4/T8 3/0,55kW (A2:9)	

AIR FLOW - PRESSURE (8 poles)

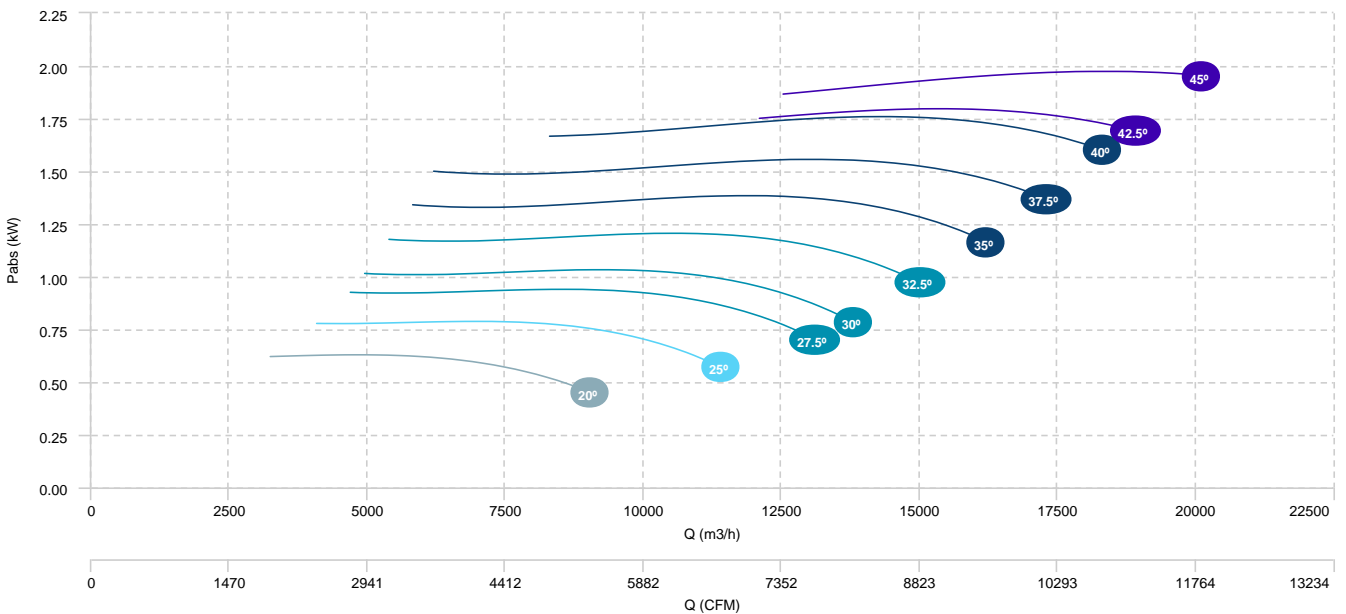


BOX HB 63 T4/T8 0,55/0,09kW (A2:6)	BOX HB 63 T4/T8 0,75/0,12kW (A2:6)	BOX HB 63 T4/T8 1,1/0,18kW (A2:6)
BOX HB 63 T4/T8 1,5/0,25kW (A2:6)	BOX HB 63 T4/T8 2,2/0,37kW (A2:6)	

AIR FLOW - PRESSURE (4 poles)

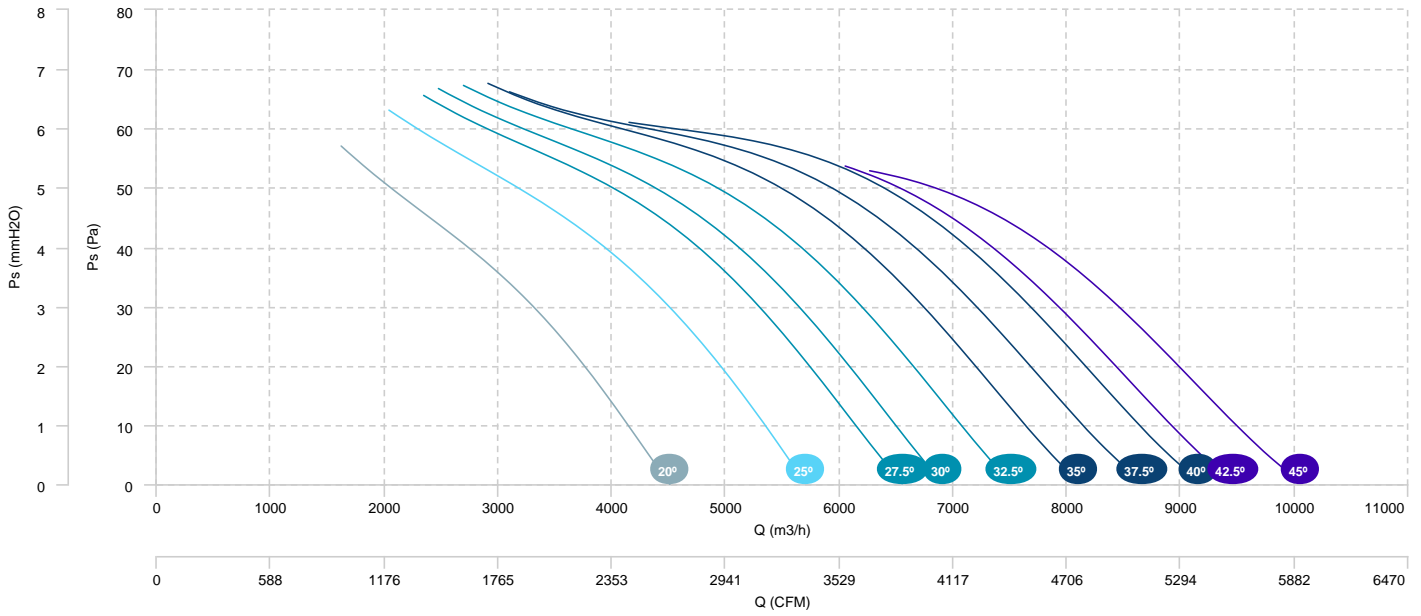


AIR FLOW - ABSORBED POWER (4 poles)



BOX HB 63 T4/T8 0,55/0,09kW (A2:6)	BOX HB 63 T4/T8 0,75/0,12kW (A2:6)	BOX HB 63 T4/T8 1,1/0,18kW (A2:6)
BOX HB 63 T4/T8 1,5/0,25kW (A2:6)	BOX HB 63 T4/T8 2,2/0,37kW (A2:6)	

AIR FLOW - PRESSURE (8 poles)



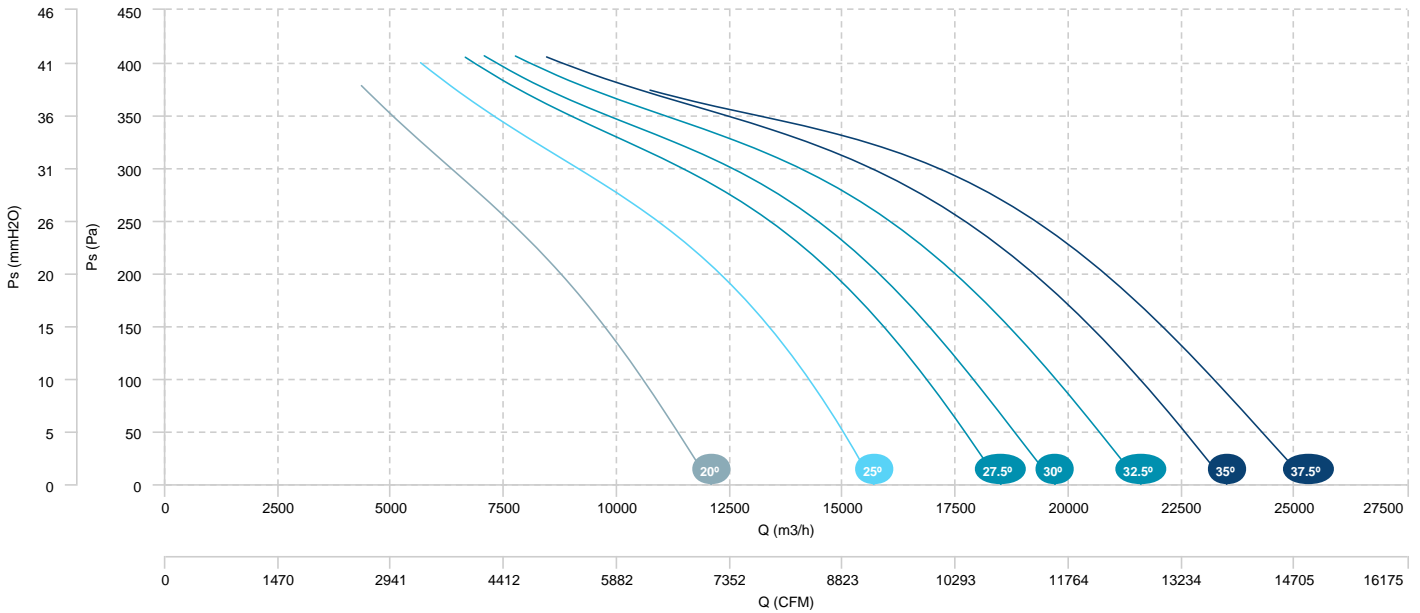
BOX HB 71 T4 1,1kW (A2:9)

BOX HB 71 T4 1,5kW (A2:9)

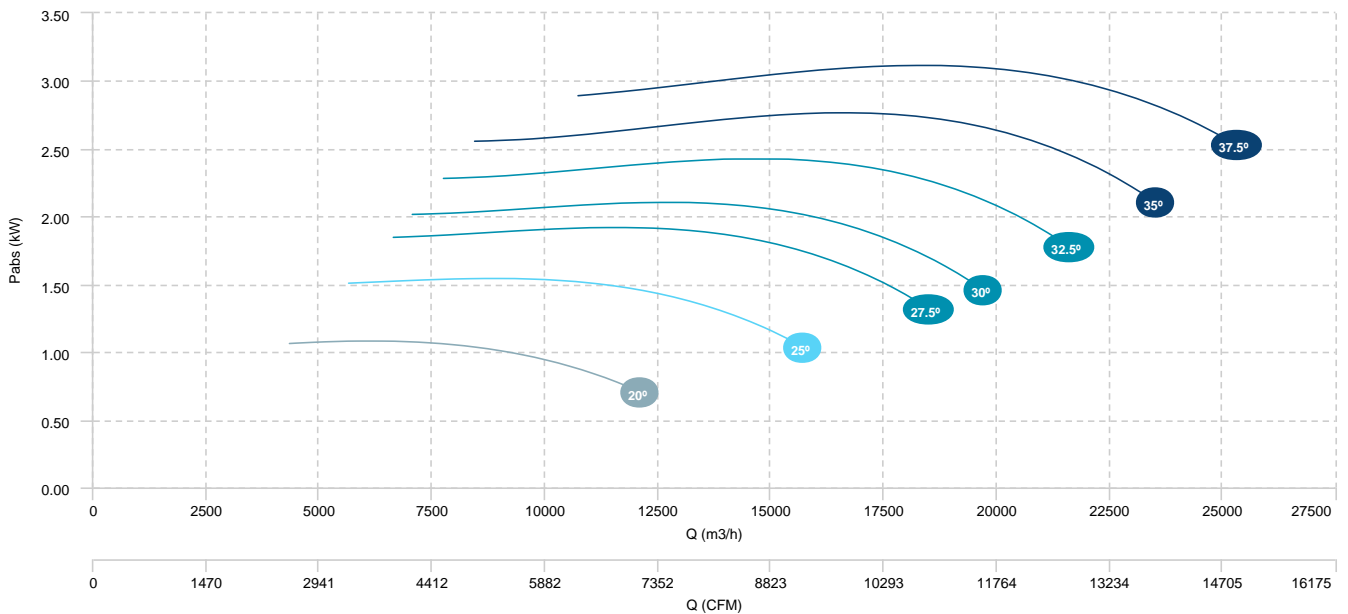
BOX HB 71 T4 2,2kW (A2:9)

BOX HB 71 T4 3kW (A2:9)

AIR FLOW - PRESSURE

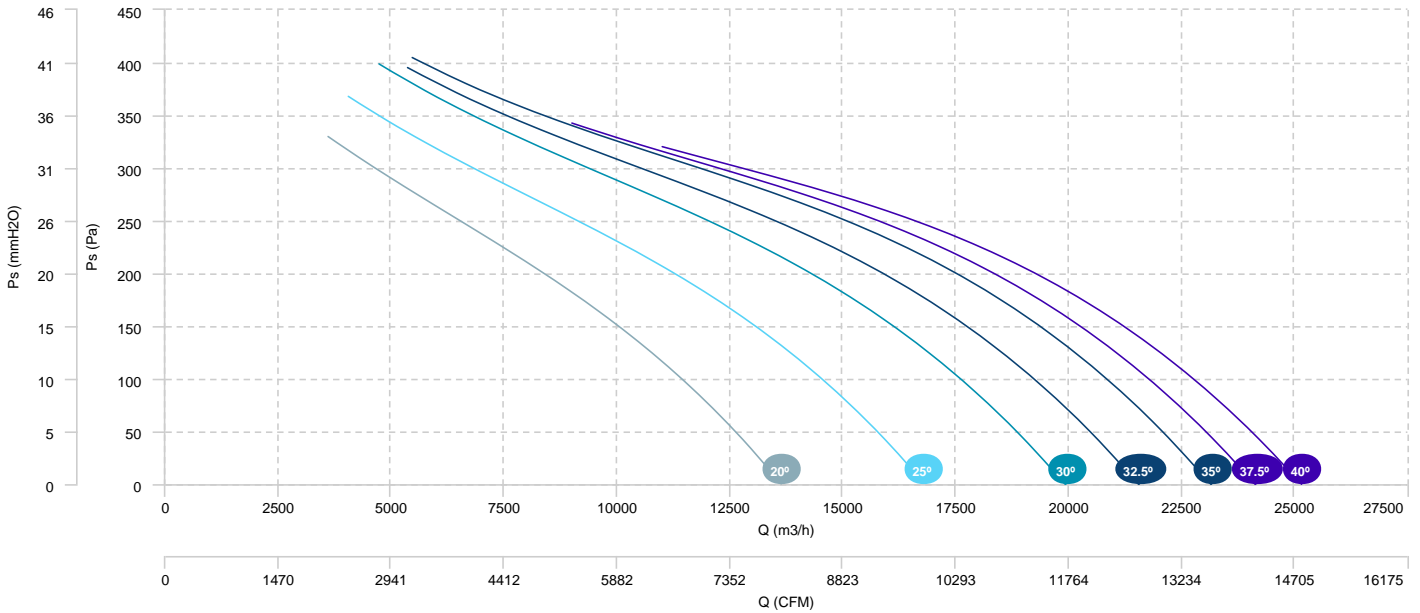


AIR FLOW - ABSORBED POWER

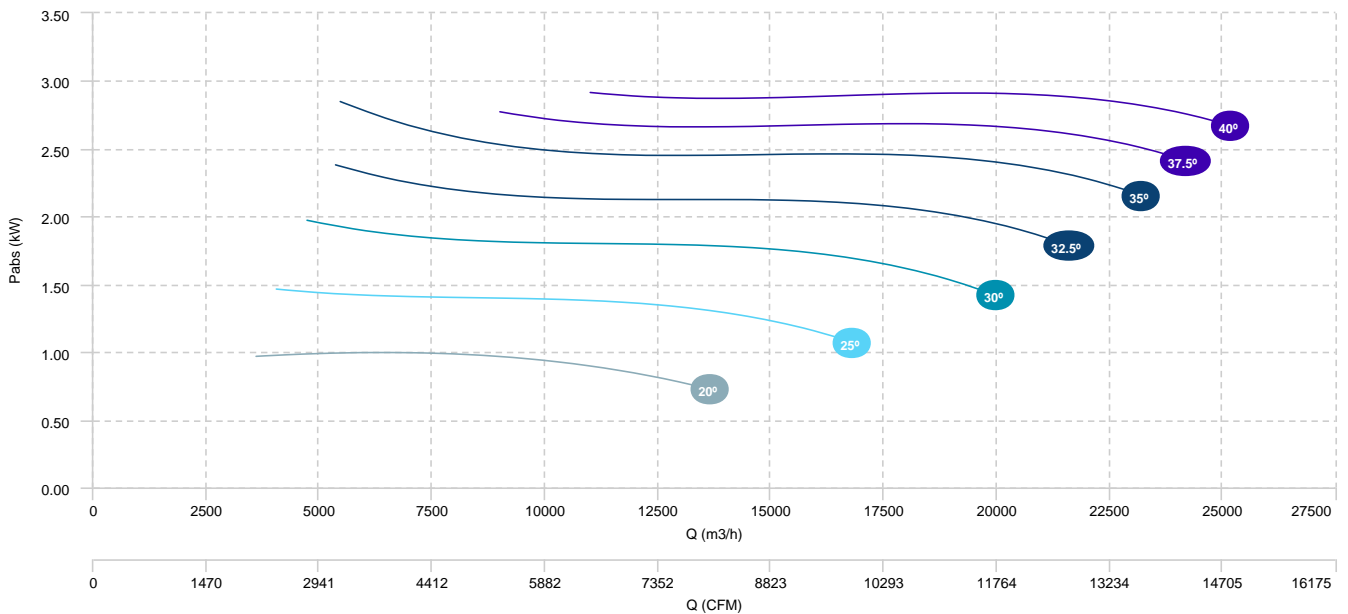


BOX HB 71 T4 0,75kW (A5:6)	BOX HB 71 T4 1,1kW (A5:6)	BOX HB 71 T4 1,5kW (A5:6)
BOX HB 71 T4 2,2kW (A5:6)	BOX HB 71 T4 3kW (A5:6)	

AIR FLOW - PRESSURE

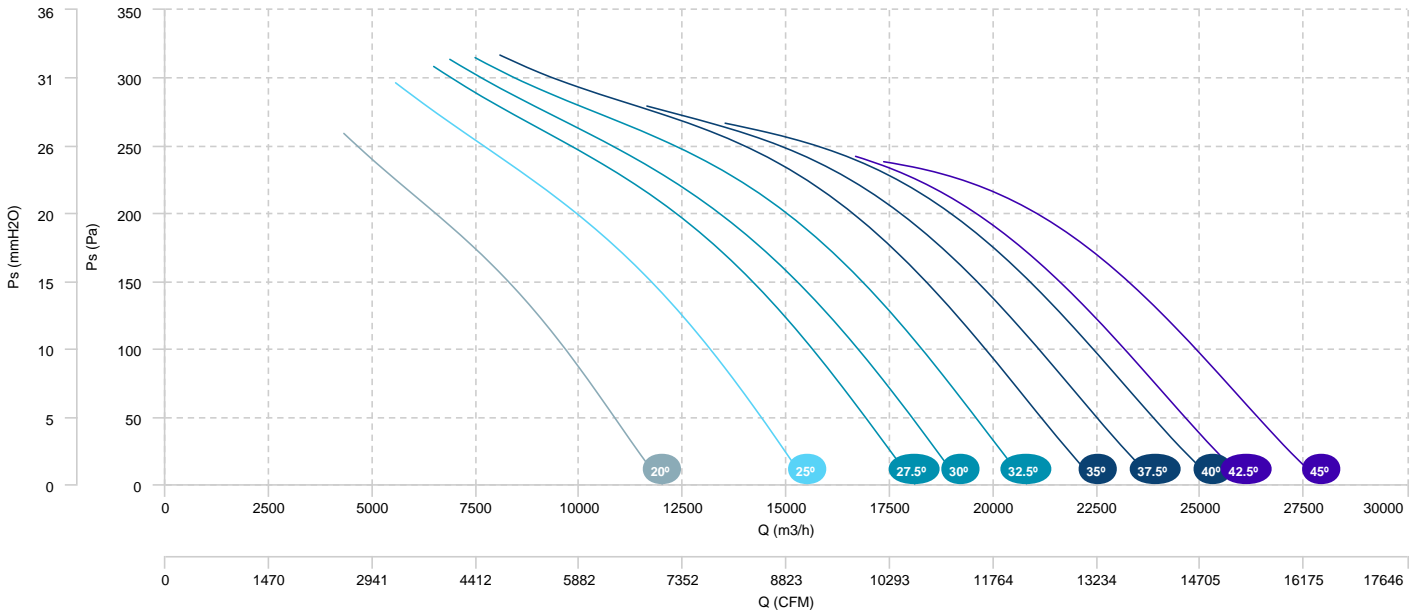


AIR FLOW - ABSORBED POWER

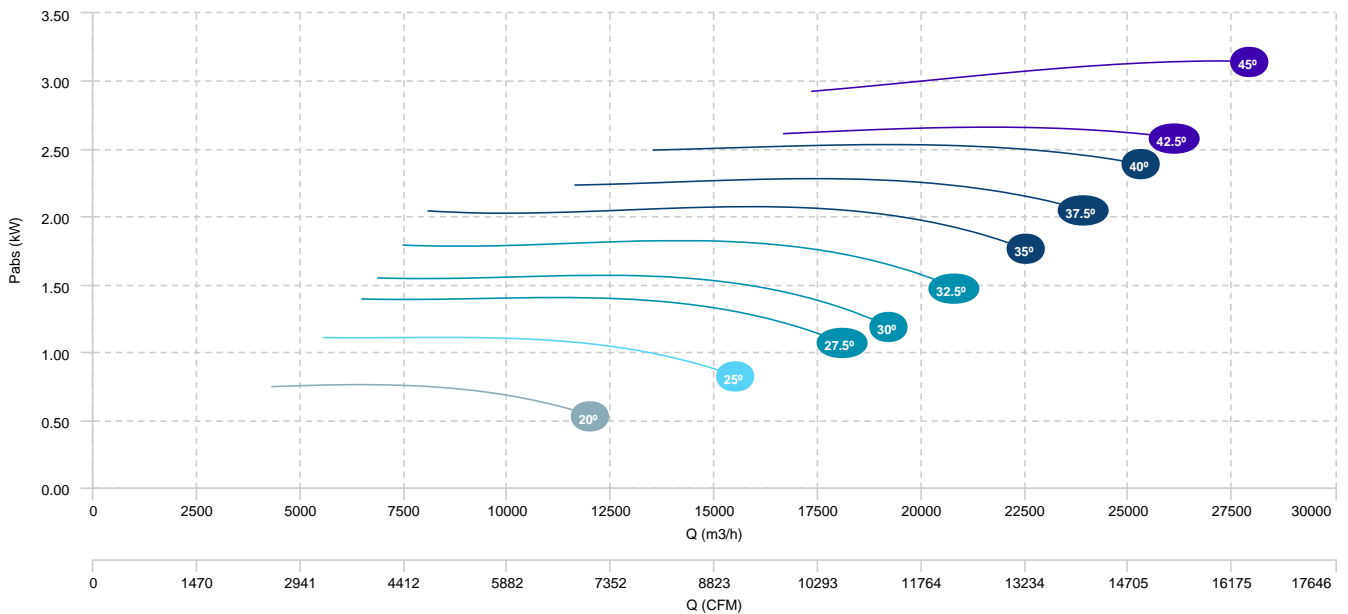


BOX HB 71 T4 0,75kW (A2:6)	BOX HB 71 T4 1,1kW (A2:6)	BOX HB 71 T4 1,5kW (A2:6)
BOX HB 71 T4 2,2kW (A2:6)	BOX HB 71 T4 3kW (A2:6)	

AIR FLOW - PRESSURE



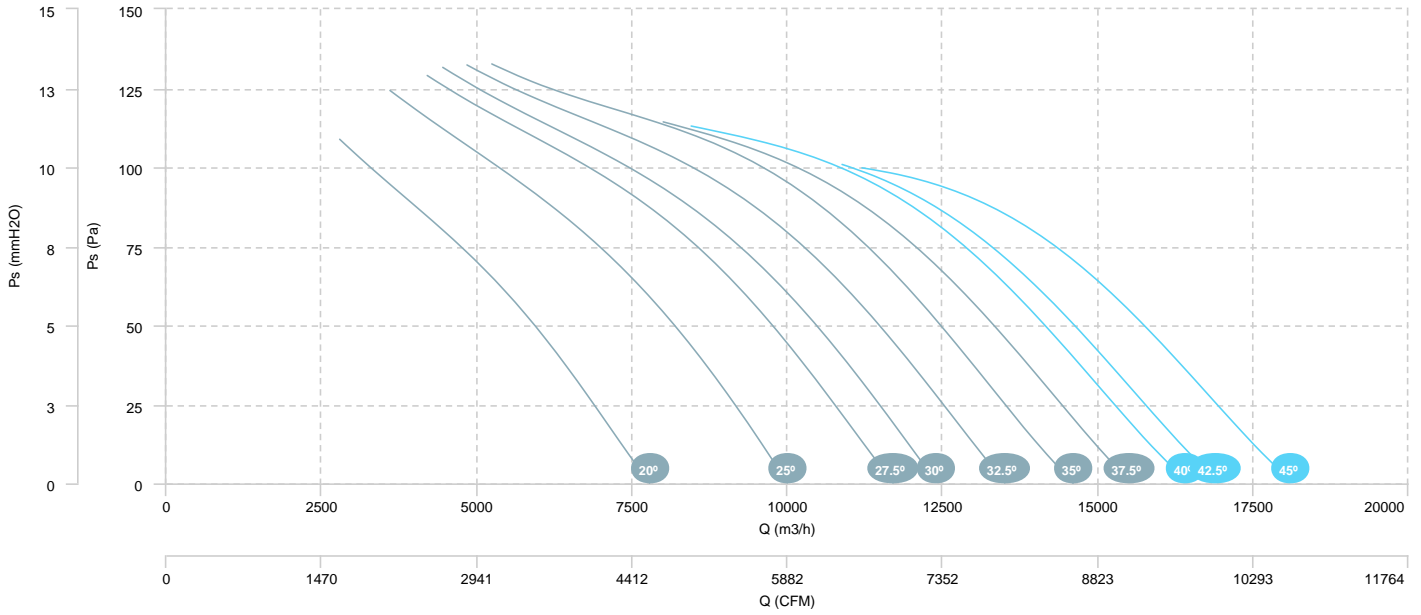
AIR FLOW - ABSORBED POWER



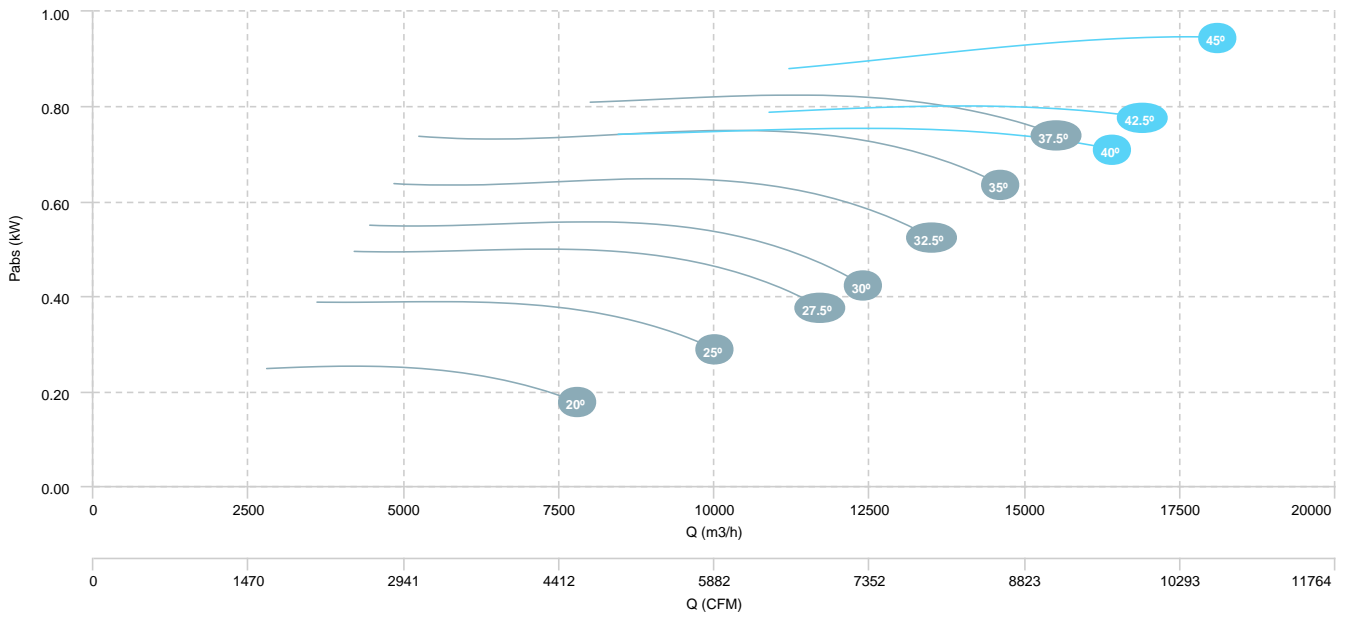
BOX HB 71 T6 0,55kW (A2:6)

BOX HB 71 T6 0,75kW (A2:6)

AIR FLOW - PRESSURE

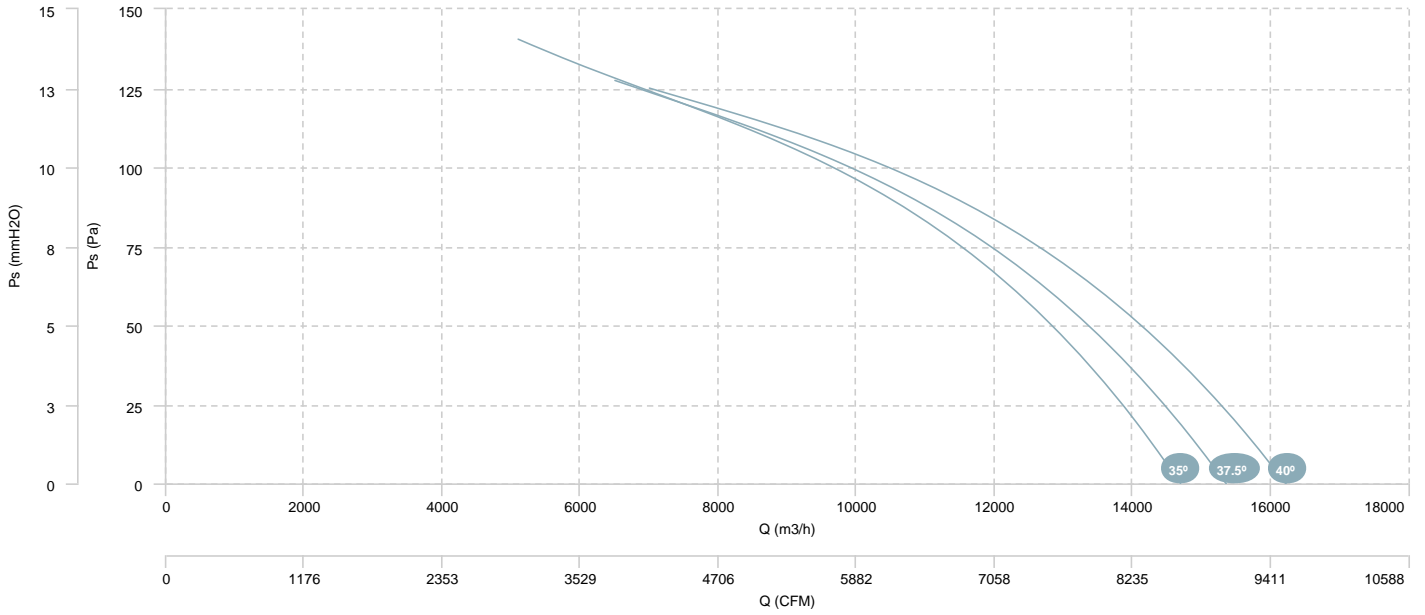


AIR FLOW - ABSORBED POWER

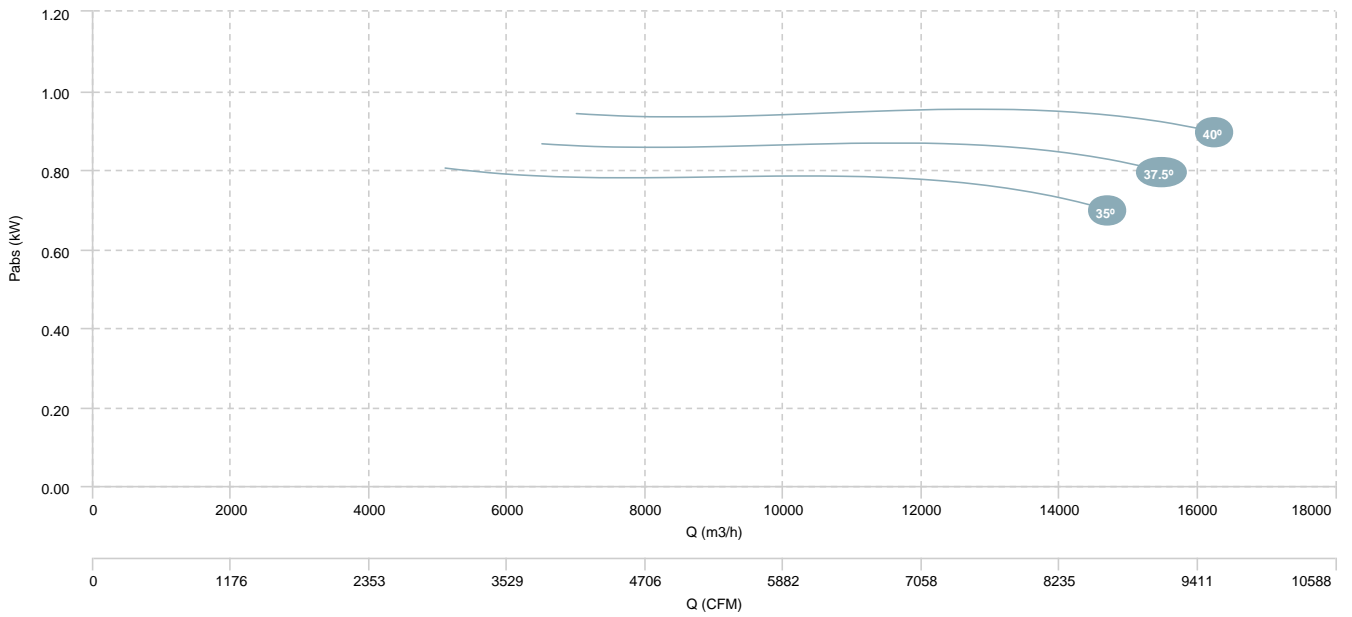


BOX HB 71 T6 0,75kW (A5:6)

AIR FLOW - PRESSURE



AIR FLOW - ABSORBED POWER

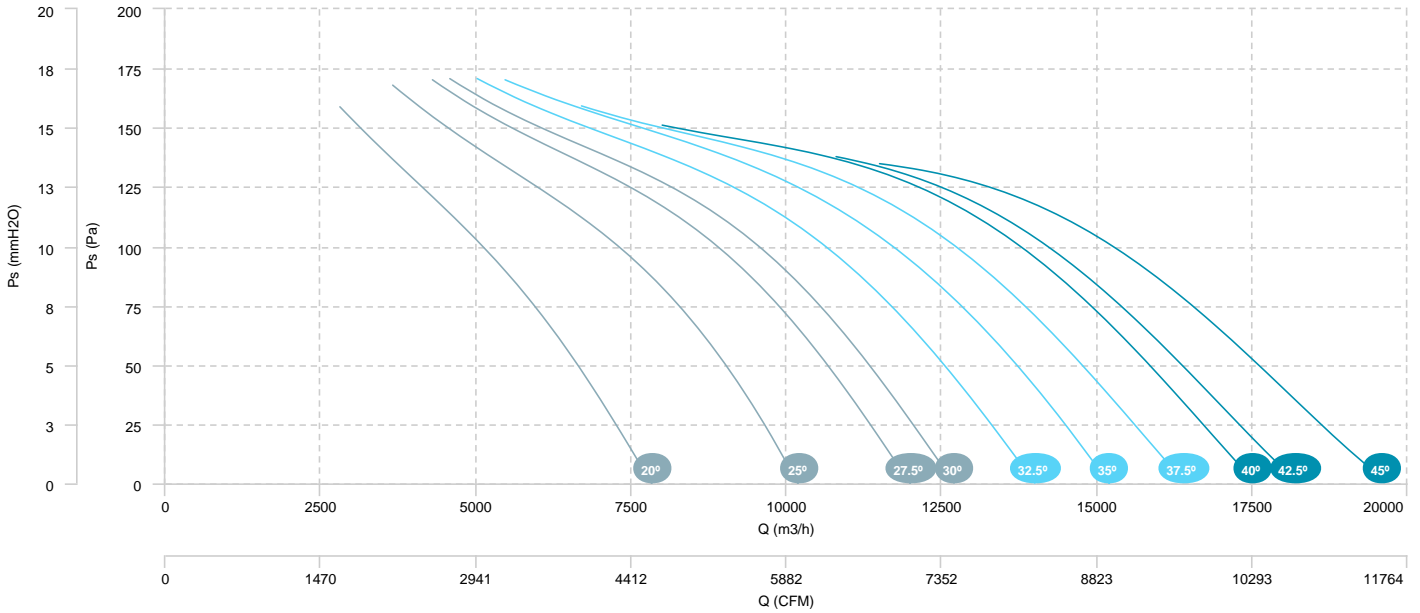


BOX HB 71 T6 0,55kW (A2:9)

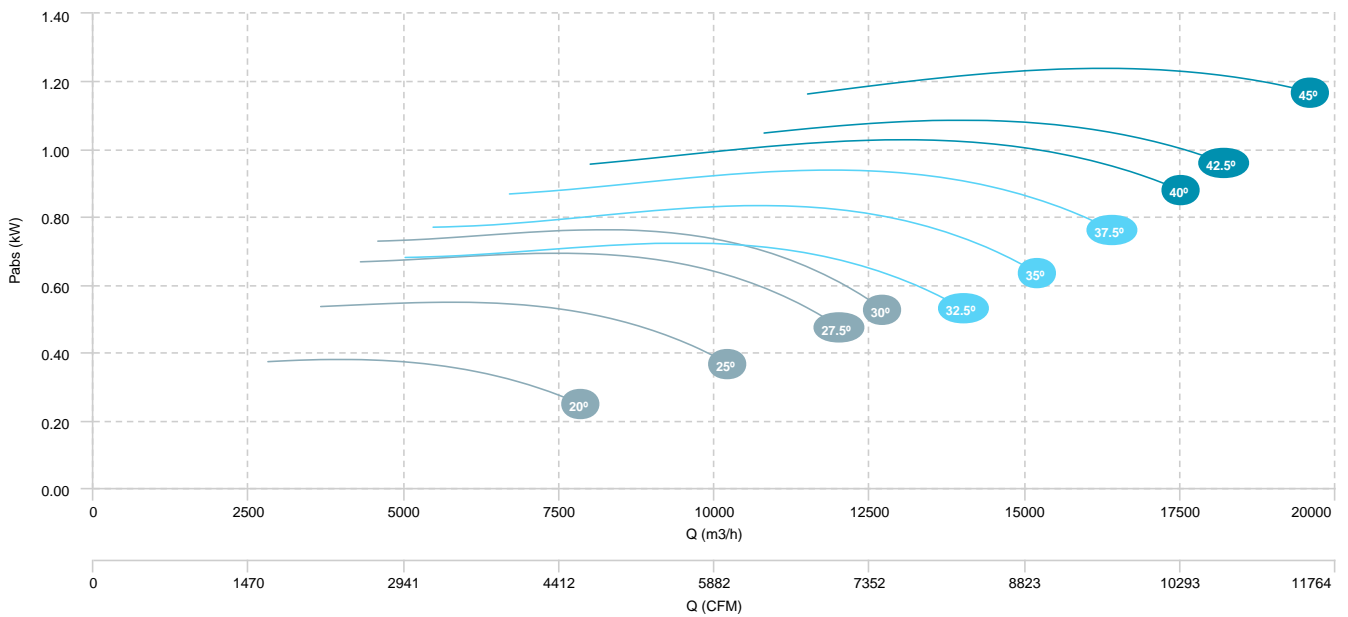
BOX HB 71 T6 0,75kW (A2:9)

BOX HB 71 T6 1,1kW (A2:9)

AIR FLOW - PRESSURE



AIR FLOW - ABSORBED POWER



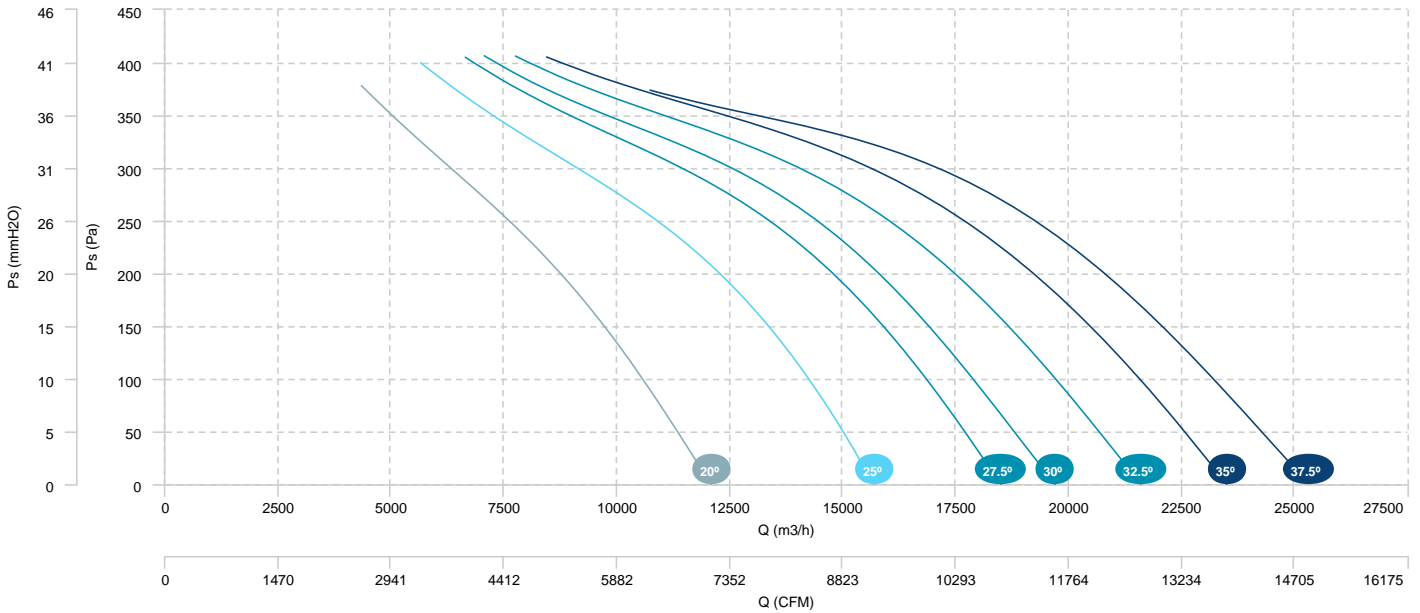
BOX HB 71 T4/T8 1,1/0,18kW (A2:9)

BOX HB 71 T4/T8 1,5/0,25kW (A2:9)

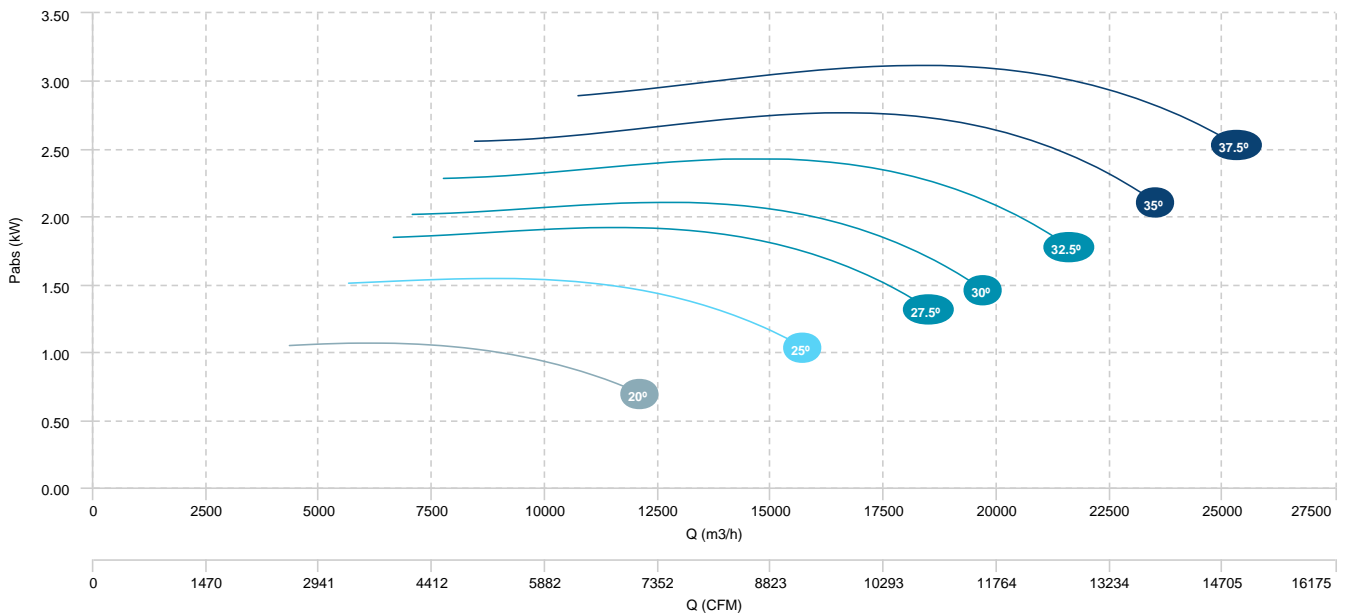
BOX HB 71 T4/T8 2,2/0,37kW (A2:9)

BOX HB 71 T4/T8 3,0/0,55kW (A2:9)

AIR FLOW - PRESSURE (4 poles)



AIR FLOW - ABSORBED POWER (4 poles)



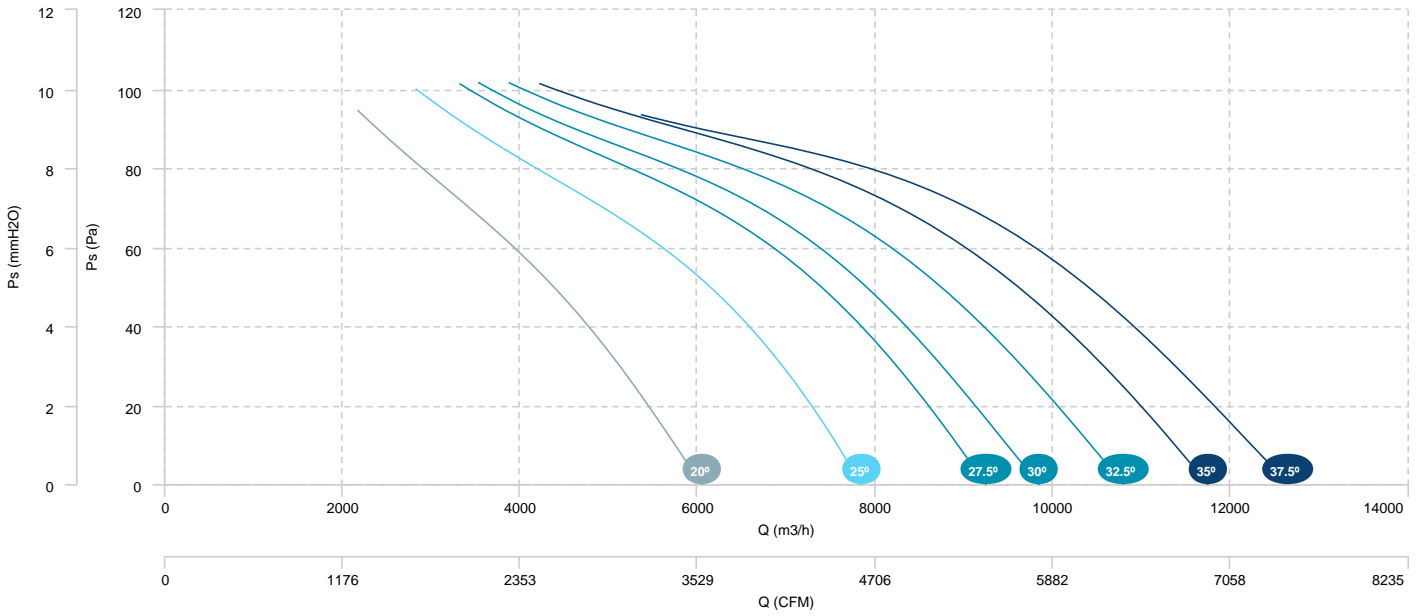
BOX HB 71 T4/T8 1,1/0,18kW (A2:9)

BOX HB 71 T4/T8 1,5/0,25kW (A2:9)

BOX HB 71 T4/T8 2,2/0,37kW (A2:9)

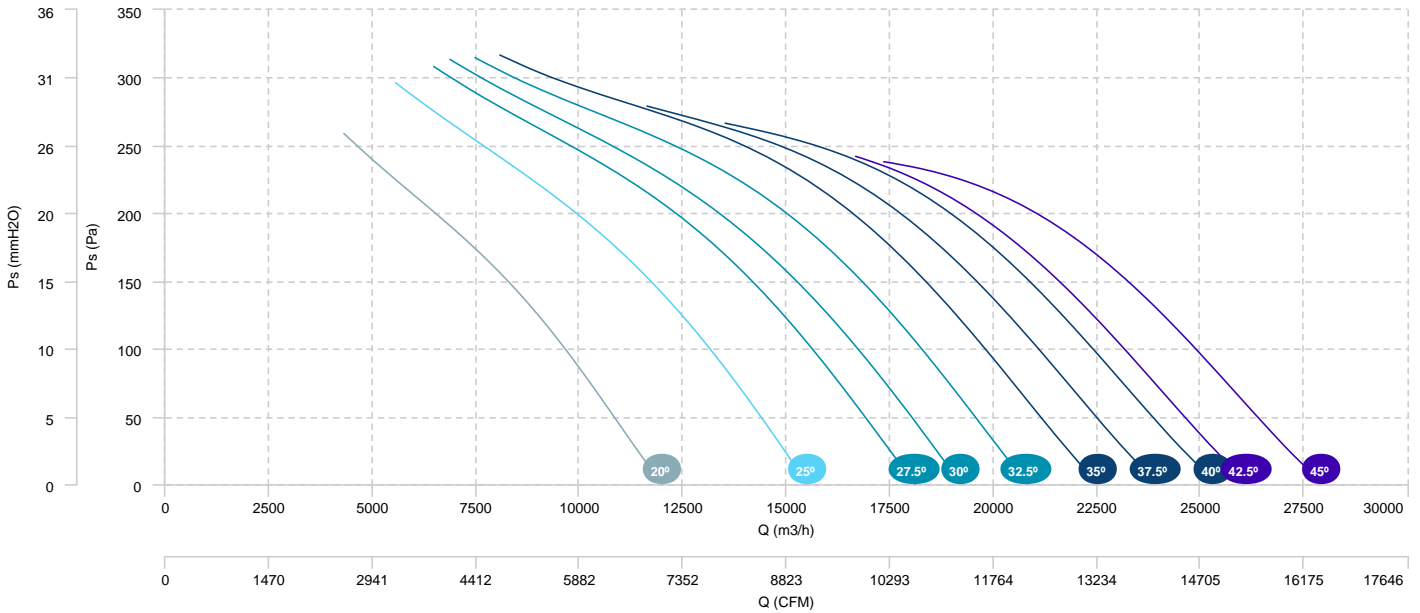
BOX HB 71 T4/T8 3/0,55kW (A2:9)

AIR FLOW - PRESSURE (8 poles)



BOX HB 71 T4/T8 0,75/0,12kW (A2:6)	BOX HB 71 T4/T8 1,1/0,18kW (A2:6)	BOX HB 71 T4/T8 1,5/0,25kW (A2:6)
BOX HB 71 T4/T8 2,2/0,37kW (A2:6)	BOX HB 71 T4/T8 3/0,55kW (A2:6)	

AIR FLOW - PRESSURE (4 poles)

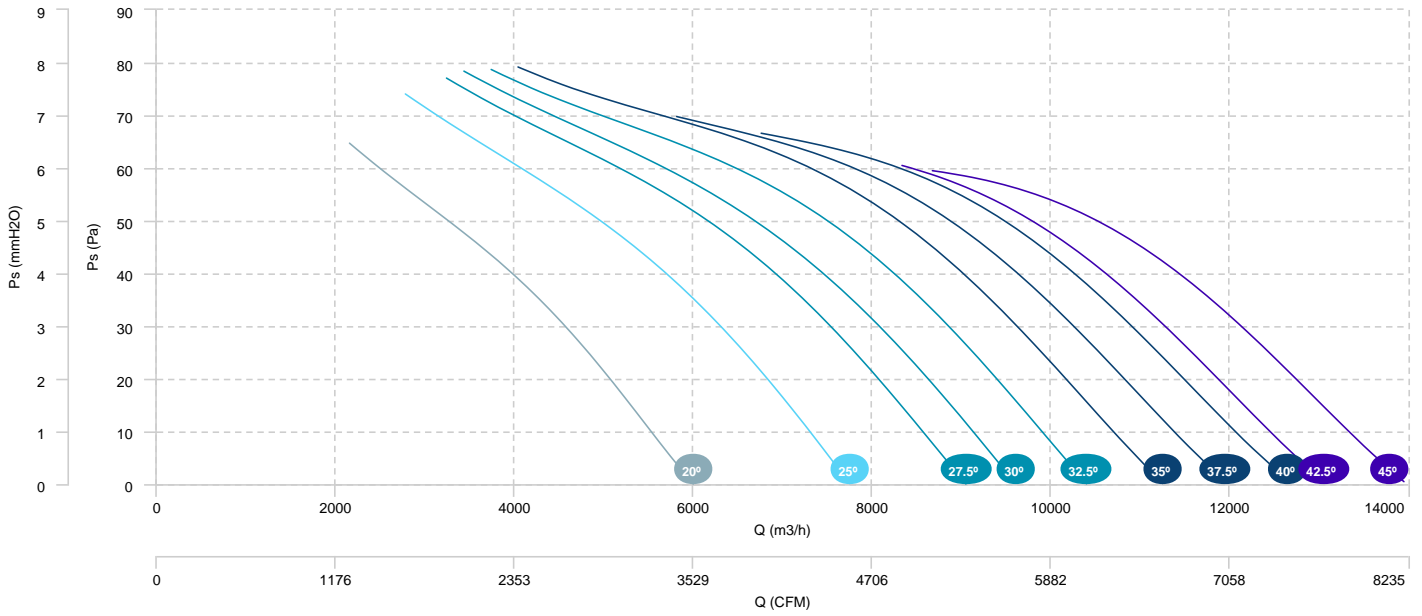


AIR FLOW - ABSORBED POWER (4 poles)



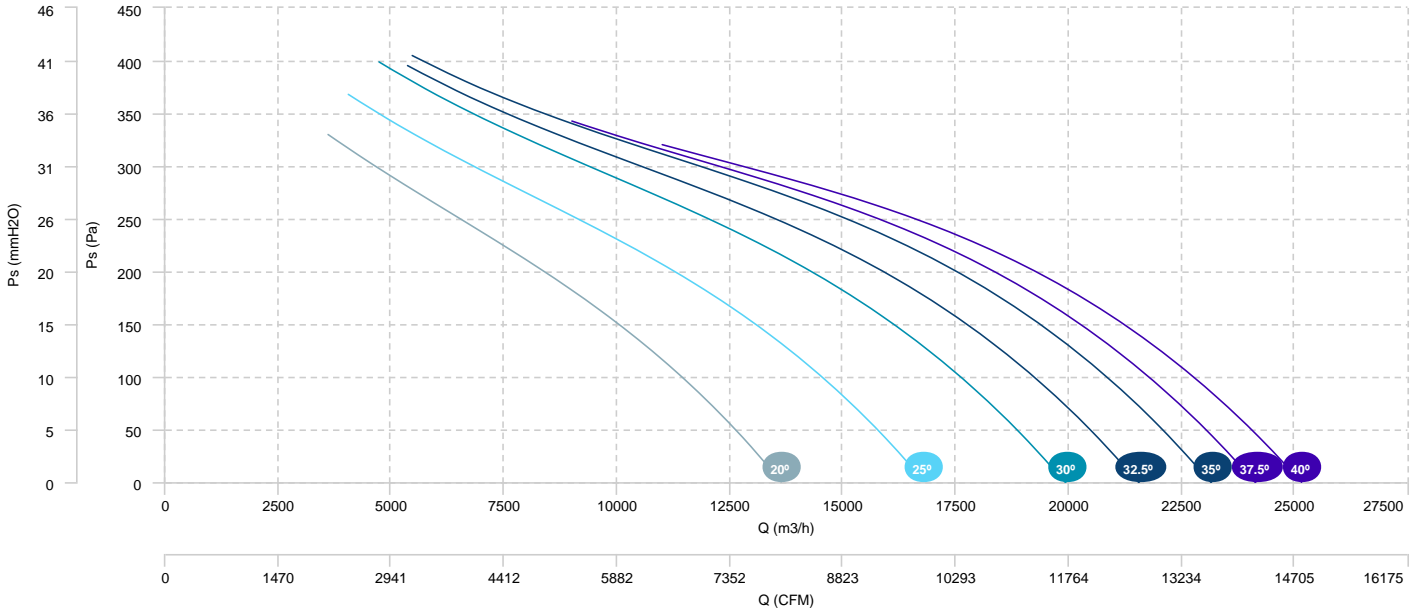
BOX HB 71 T4/T8 0,75/0,12kW (A2:6)	BOX HB 71 T4/T8 1,1/0,18kW (A2:6)	BOX HB 71 T4/T8 1,5/0,25kW (A2:6)
BOX HB 71 T4/T8 2,2/0,37kW (A2:6)	BOX HB 71 T4/T8 3/0,55kW (A2:6)	

AIR FLOW - PRESSURE (8 poles)

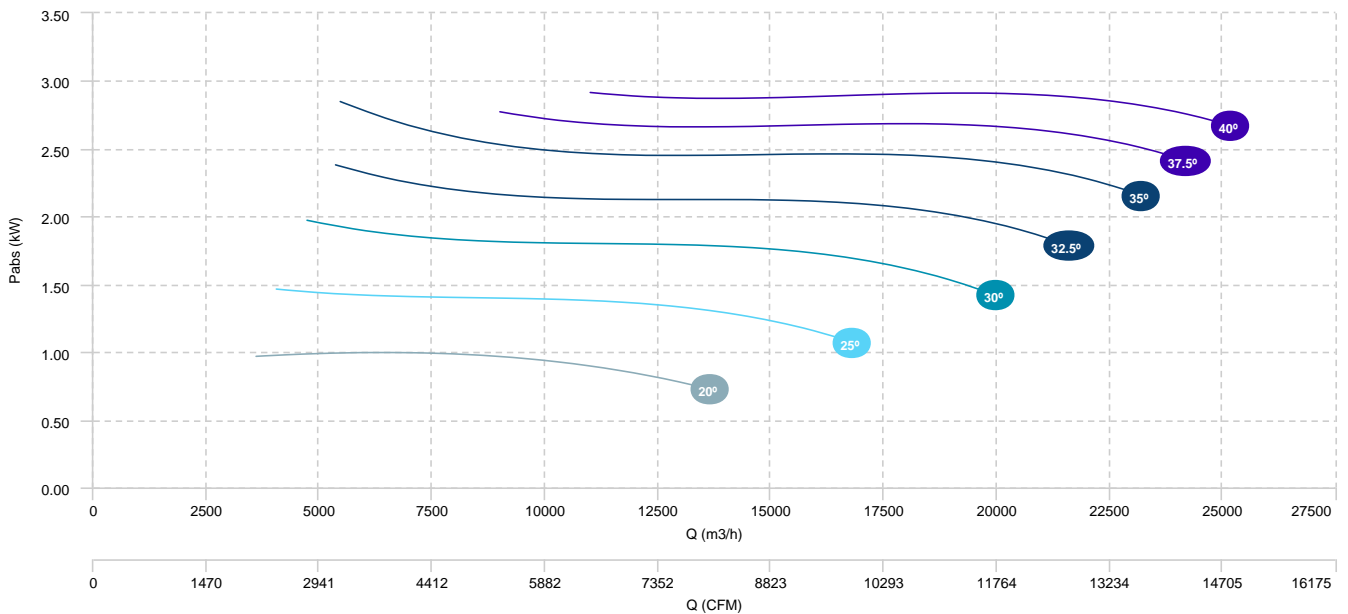


BOX HB 71 T4/T8 0,75/0,12kW (A5:6)	BOX HB 71 T4/T8 1,1/0,18kW (A5:6)	BOX HB 71 T4/T8 1,5/0,25kW (A5:6)
BOX HB 71 T4/T8 2,2/0,37kW (A5:6)	BOX HB 71 T4/T8 3/0,55kW (A5:6)	

AIR FLOW - PRESSURE (4 poles)

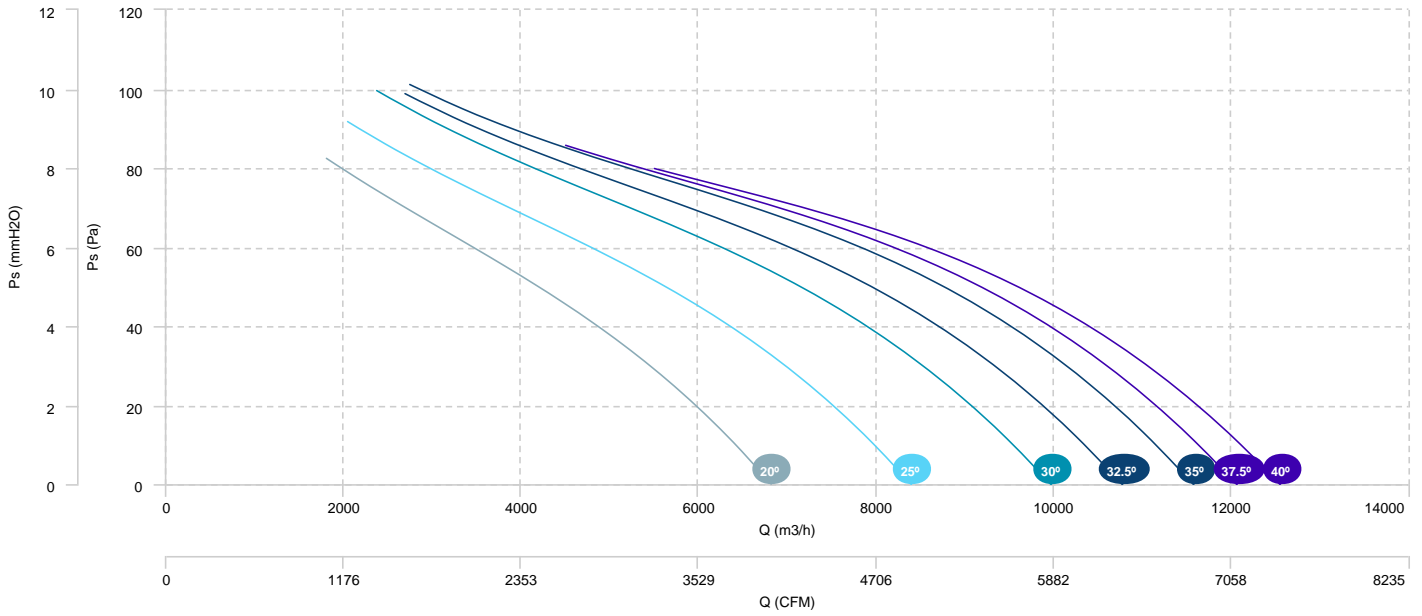


AIR FLOW - ABSORBED POWER (4 poles)



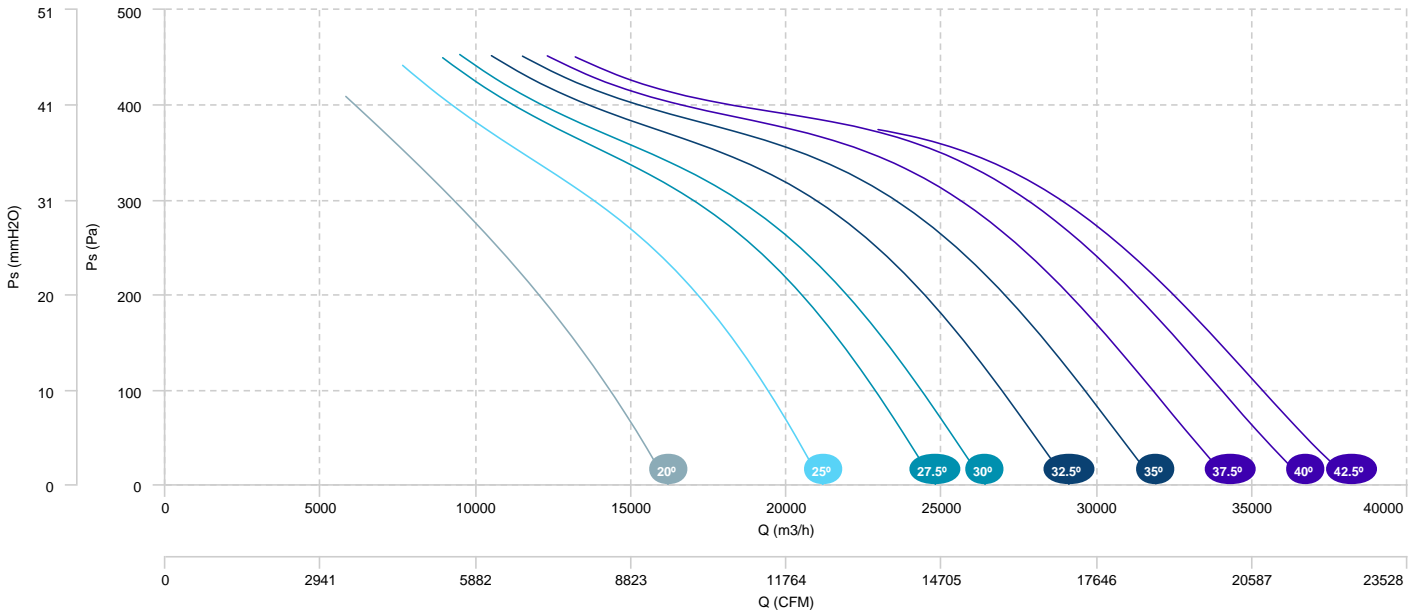
BOX HB 71 T4/T8 0,75/0,12kW (A5:6)	BOX HB 71 T4/T8 1,1/0,18kW (A5:6)	BOX HB 71 T4/T8 1,5/0,25kW (A5:6)
BOX HB 71 T4/T8 2,2/0,37kW (A5:6)	BOX HB 71 T4/T8 3/0,55kW (A5:6)	

AIR FLOW - PRESSURE (8 poles)

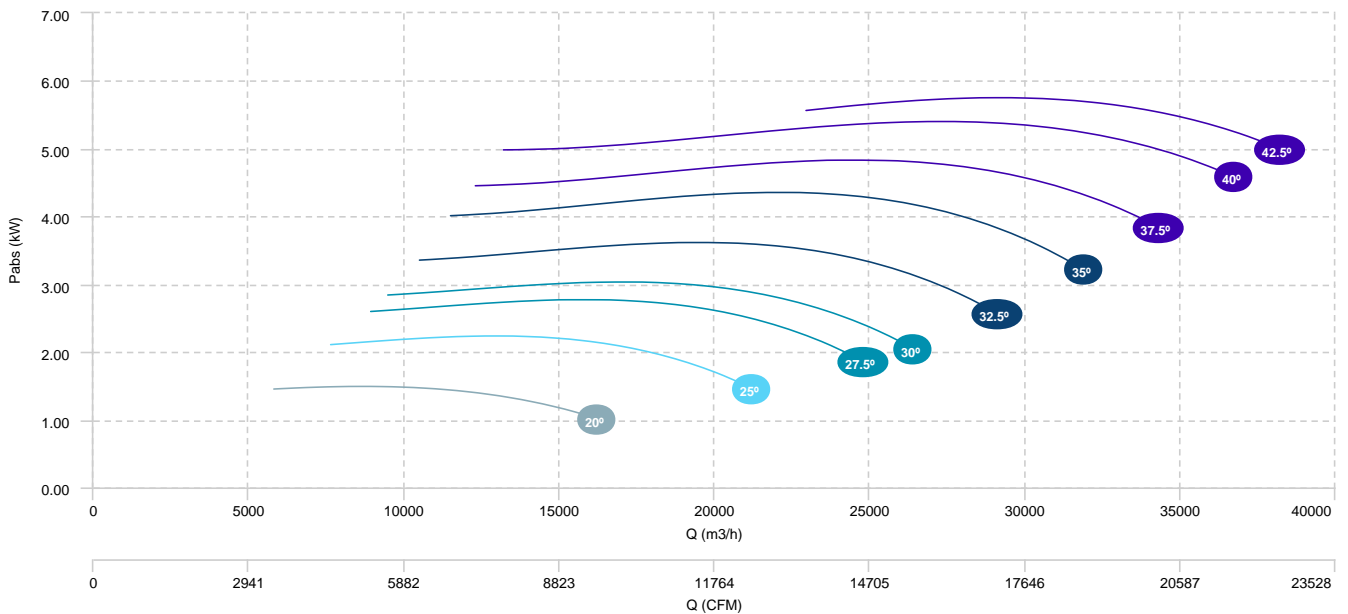


BOX HB 80 T4 1,5kW (A2:9)	BOX HB 80 T4 2,2kW (A2:9)	BOX HB 80 T4 3kW (A2:9)
BOX HB 80 T4 4kW (A2:9)	BOX HB 80 T4 5,5kW (A2:9)	

AIR FLOW - PRESSURE



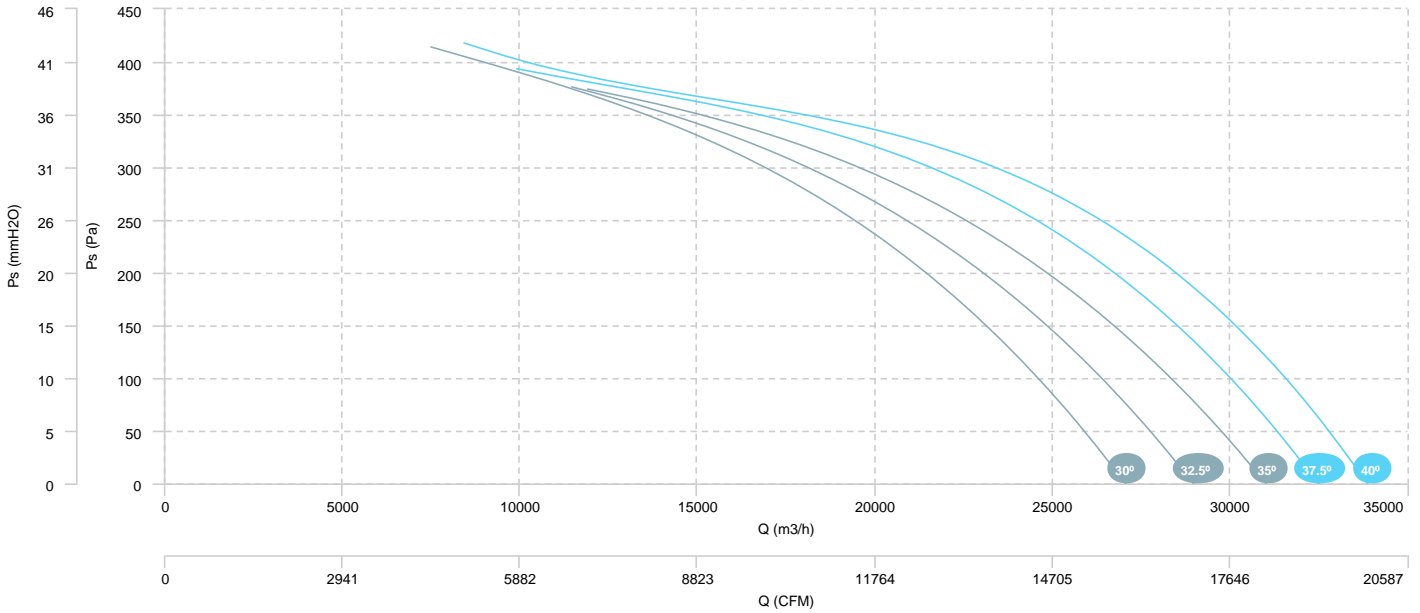
AIR FLOW - ABSORBED POWER



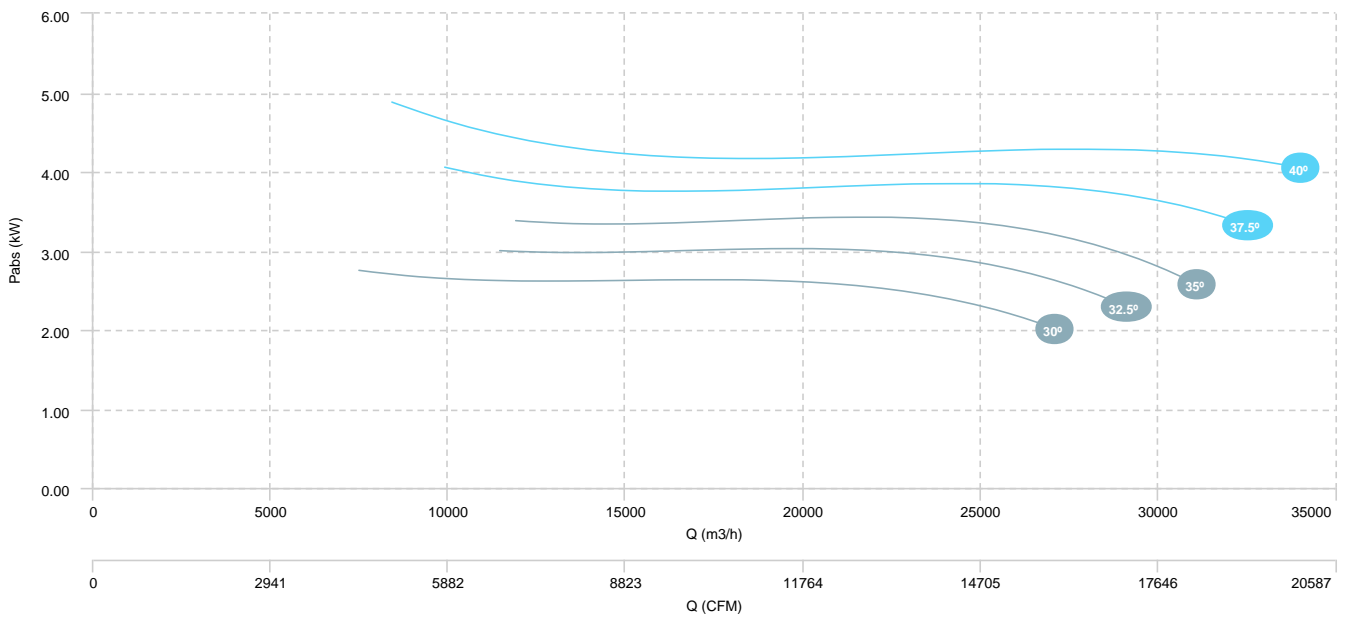
BOX HB 80 T4 3kW (A5:6)

BOX HB 80 T4 4kW (A5:6)

AIR FLOW - PRESSURE

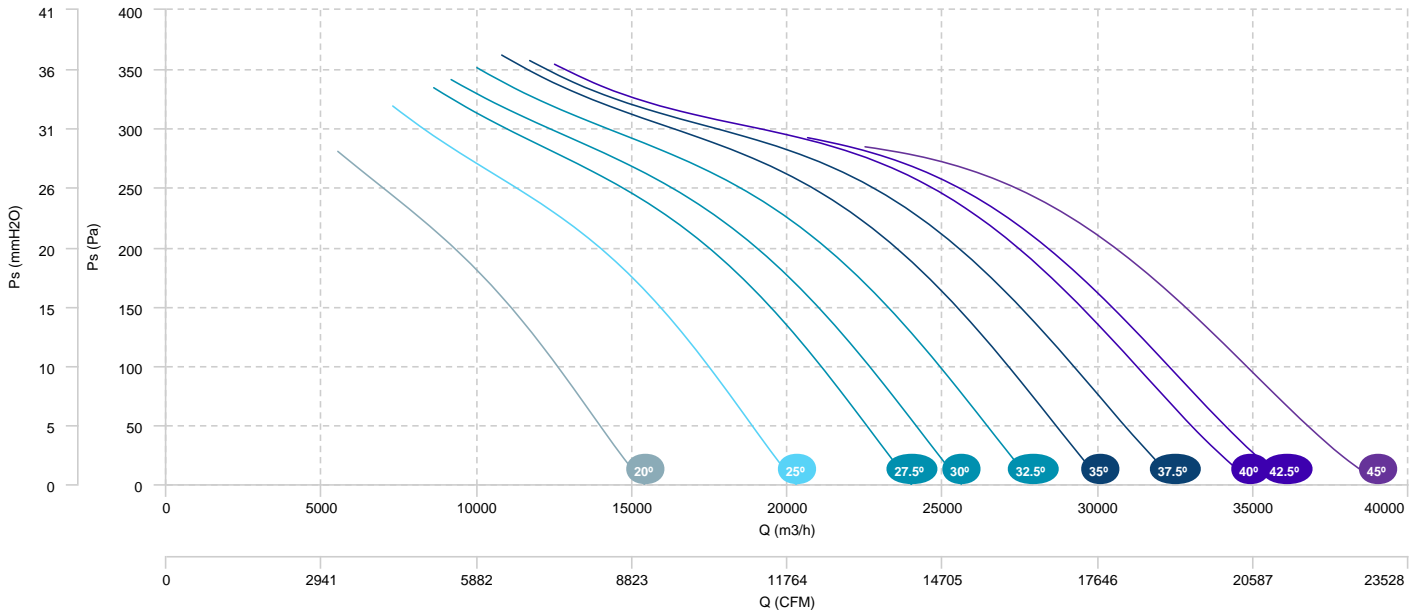


AIR FLOW - ABSORBED POWER

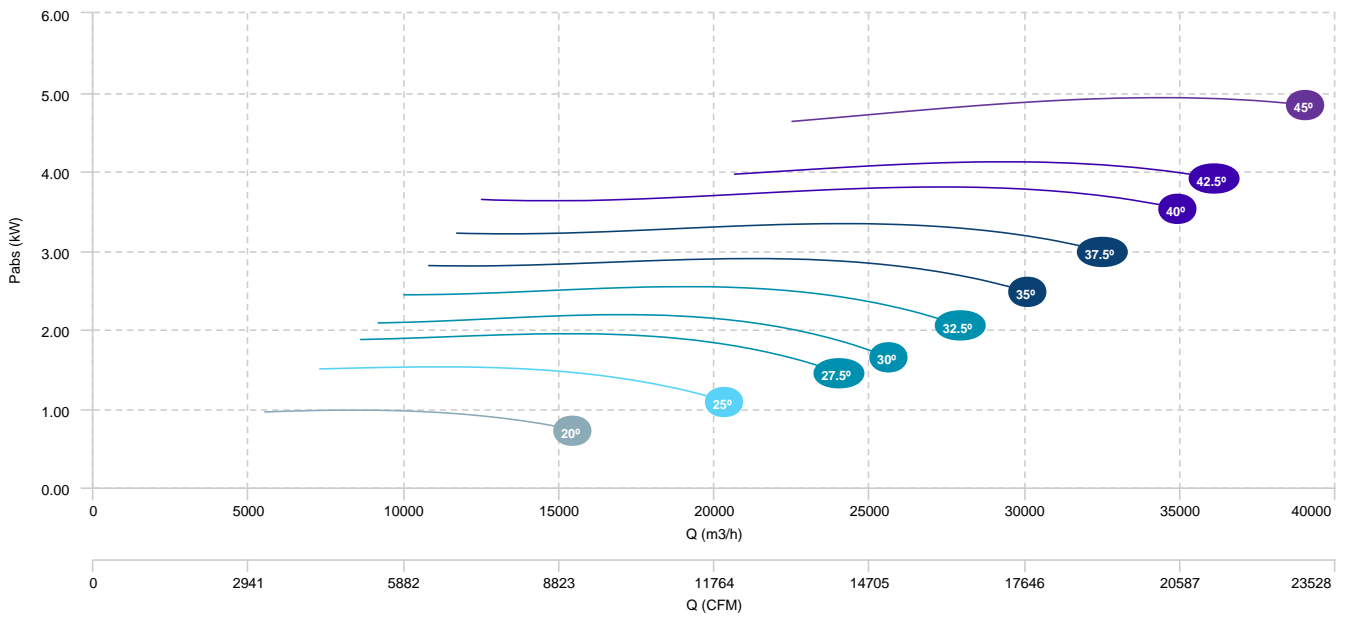


BOX HB 80 T4 1,1KW (A2:6)	BOX HB 80 T4 1,5KW (A2:6)	BOX HB 80 T4 2,2KW (A2:6)
BOX HB 80 T4 3kW (A2:6)	BOX HB 80 T4 4kW (A2:6)	BOX HB 80 T4 5,5kW (A2:6)

AIR FLOW - PRESSURE



AIR FLOW - ABSORBED POWER



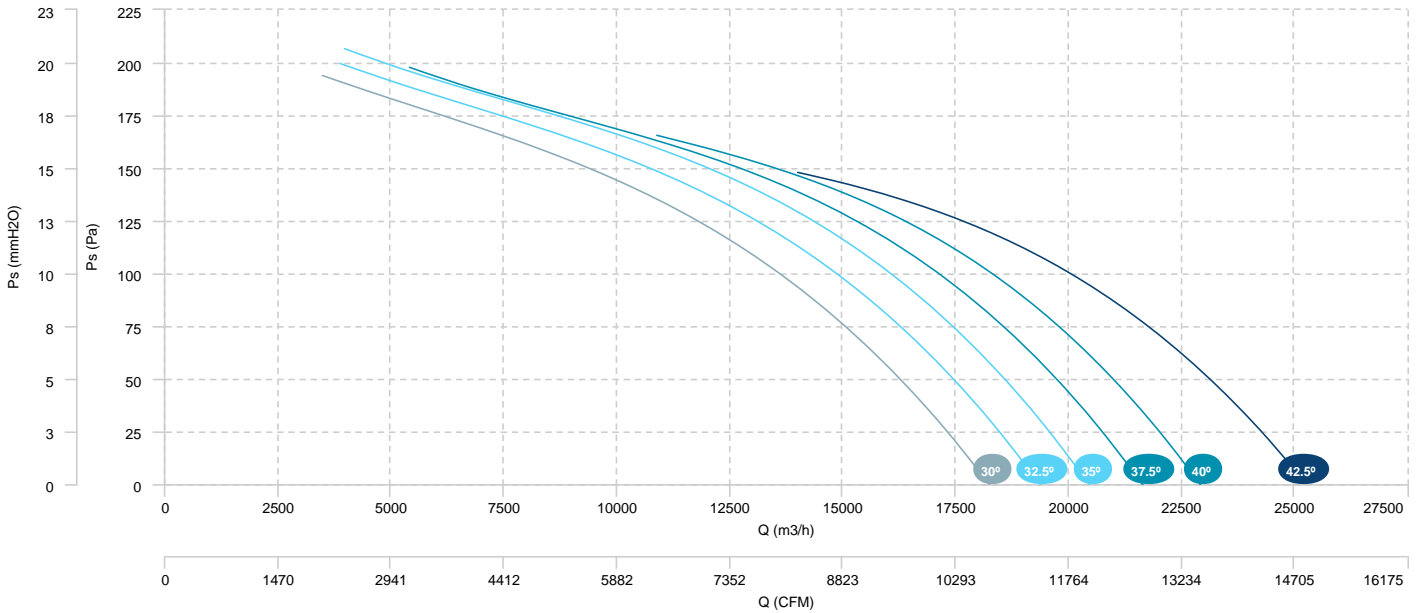
BOX HB 80 T6 0,75kW (A5:6)

BOX HB 80 T6 1,1kW (A5:6)

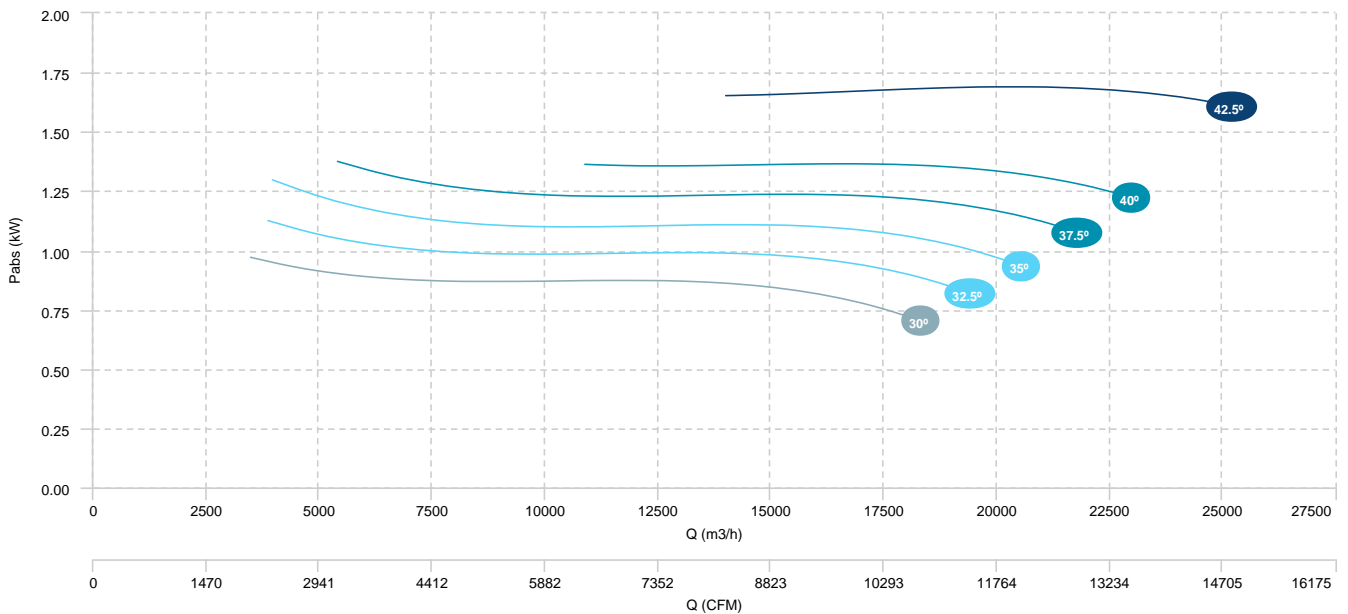
BOX HB 80 T6 1,5kW (A5:6)

BOX HB 80 T6 2,2kW (A5:6)

AIR FLOW - PRESSURE



AIR FLOW - ABSORBED POWER



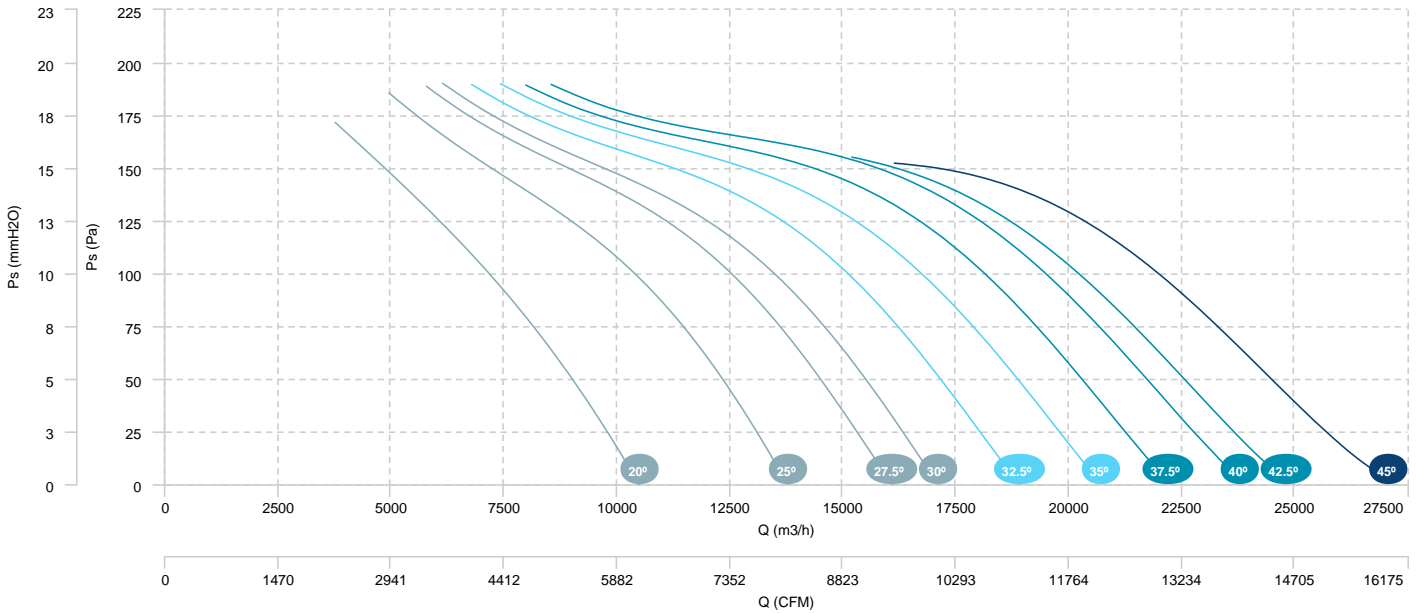
BOX HB 80 T6 0,75kW (A2:9)

BOX HB 80 T6 1,1kW (A2:9)

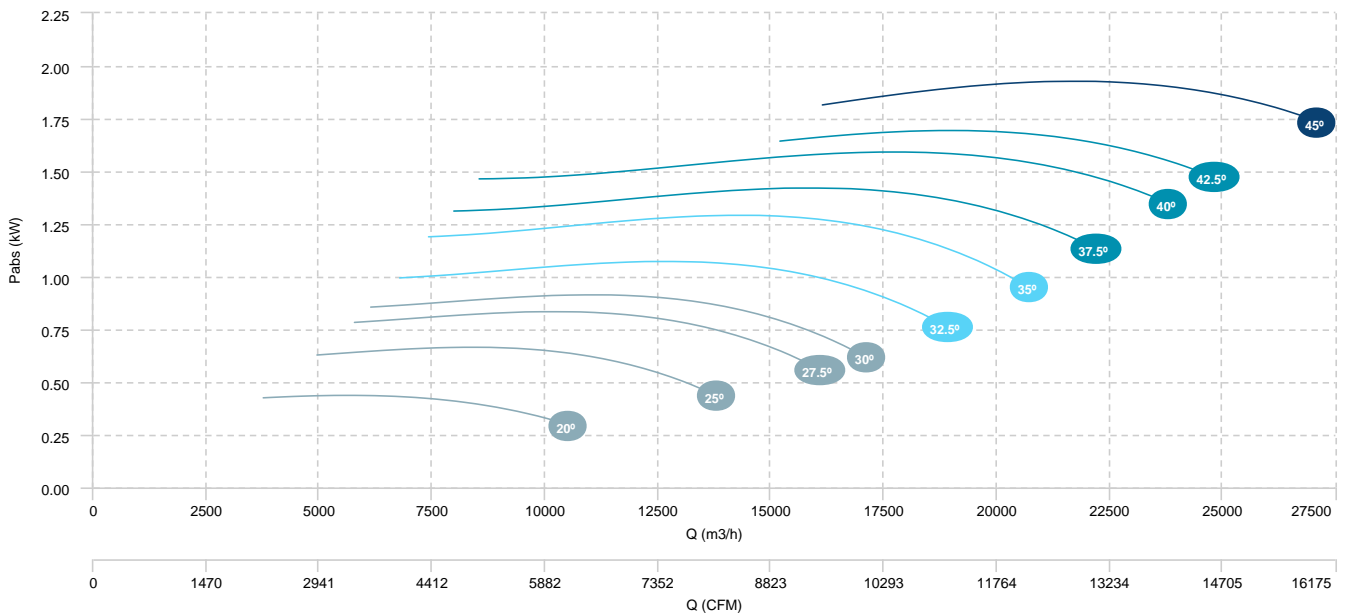
BOX HB 80 T6 1,5kW (A2:9)

BOX HB 80 T6 2,2kW (A2:9)

AIR FLOW - PRESSURE



AIR FLOW - ABSORBED POWER

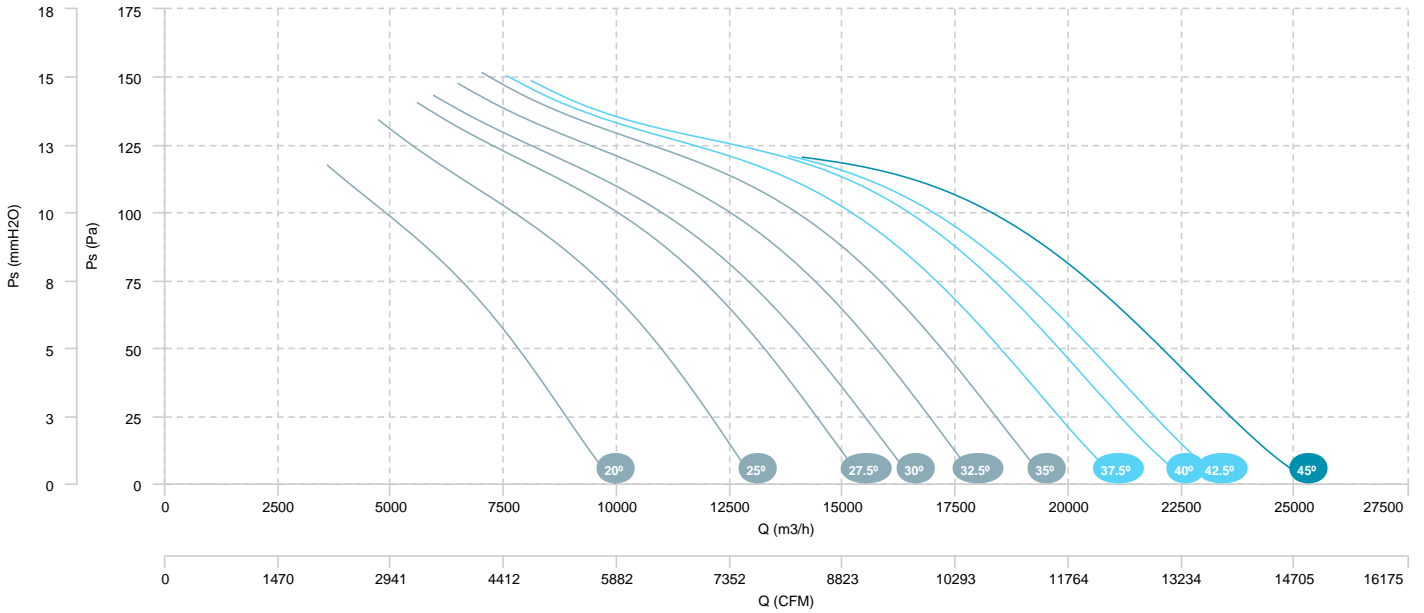


BOX HB 80 T6 0,75kW (A2:6)

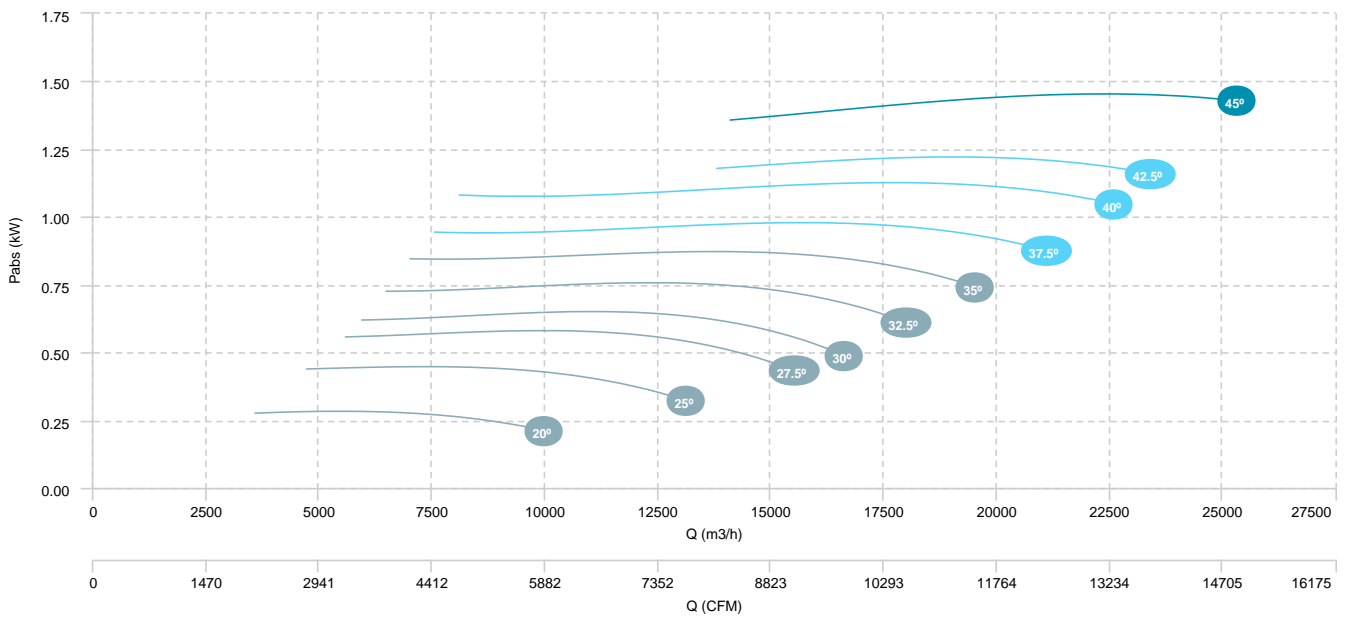
BOX HB 80 T6 1,1kW (A2:6)

BOX HB 80 T6 1,5KW (A2:6)

AIR FLOW - PRESSURE



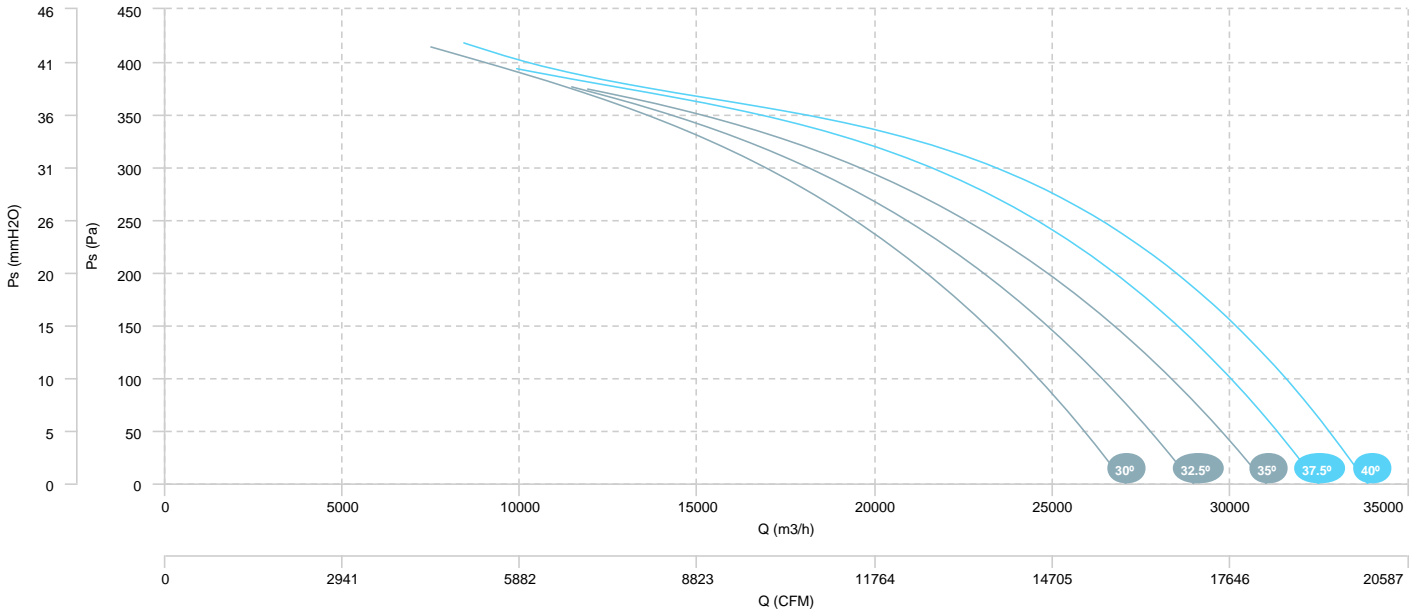
AIR FLOW - ABSORBED POWER



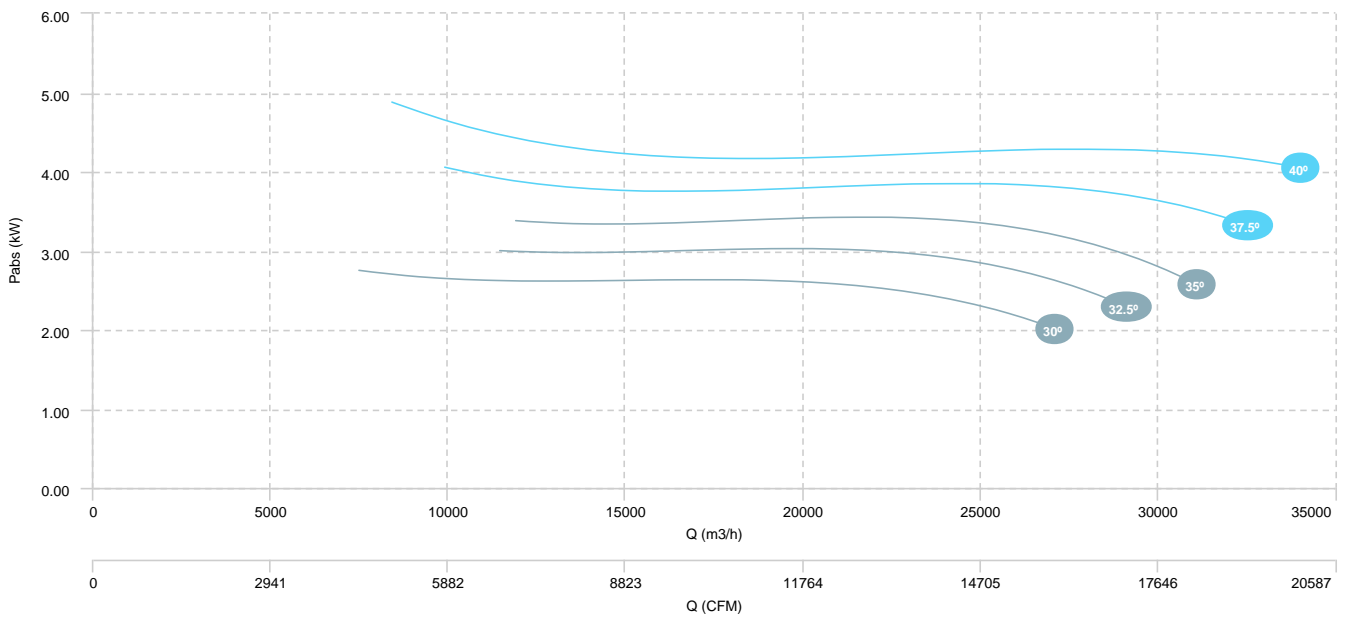
BOX HB 80 T4/T8 3/0,55kW (A5:6)

BOX HB 80 T4/T8 4/0,75kW (A5:6)

AIR FLOW - PRESSURE (4 poles)



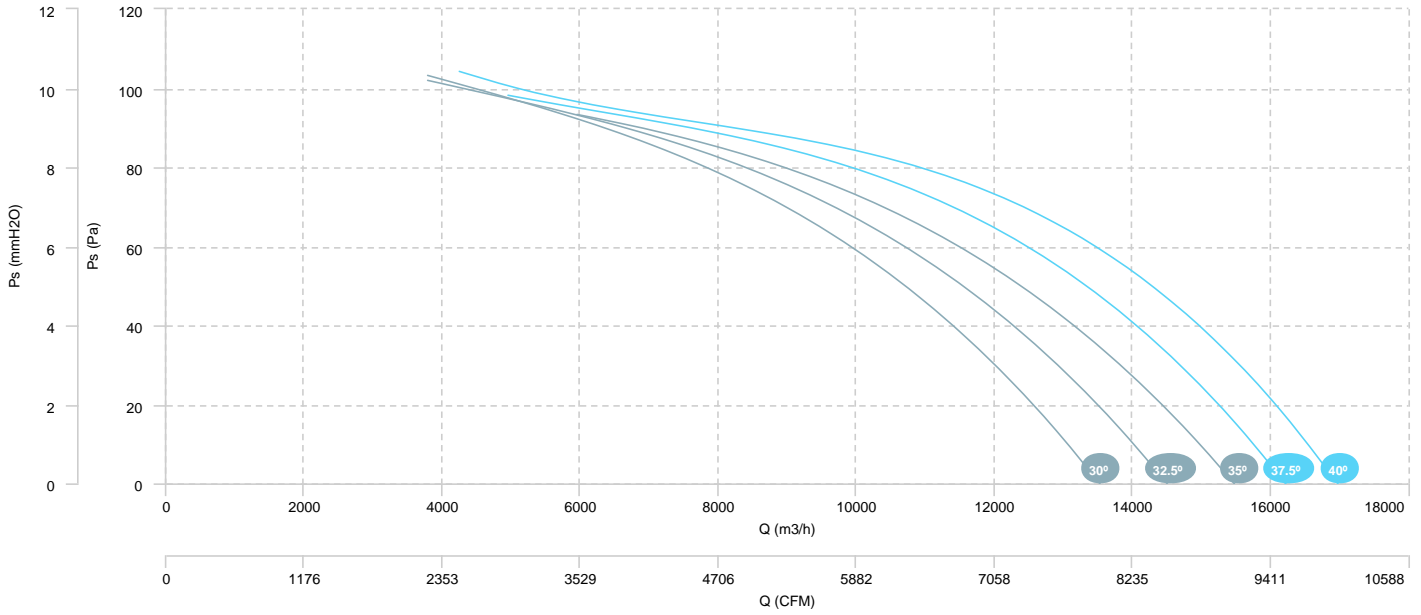
AIR FLOW - ABSORBED POWER (4 poles)



BOX HB 80 T4/T8 3/0,55kW (A5:6)

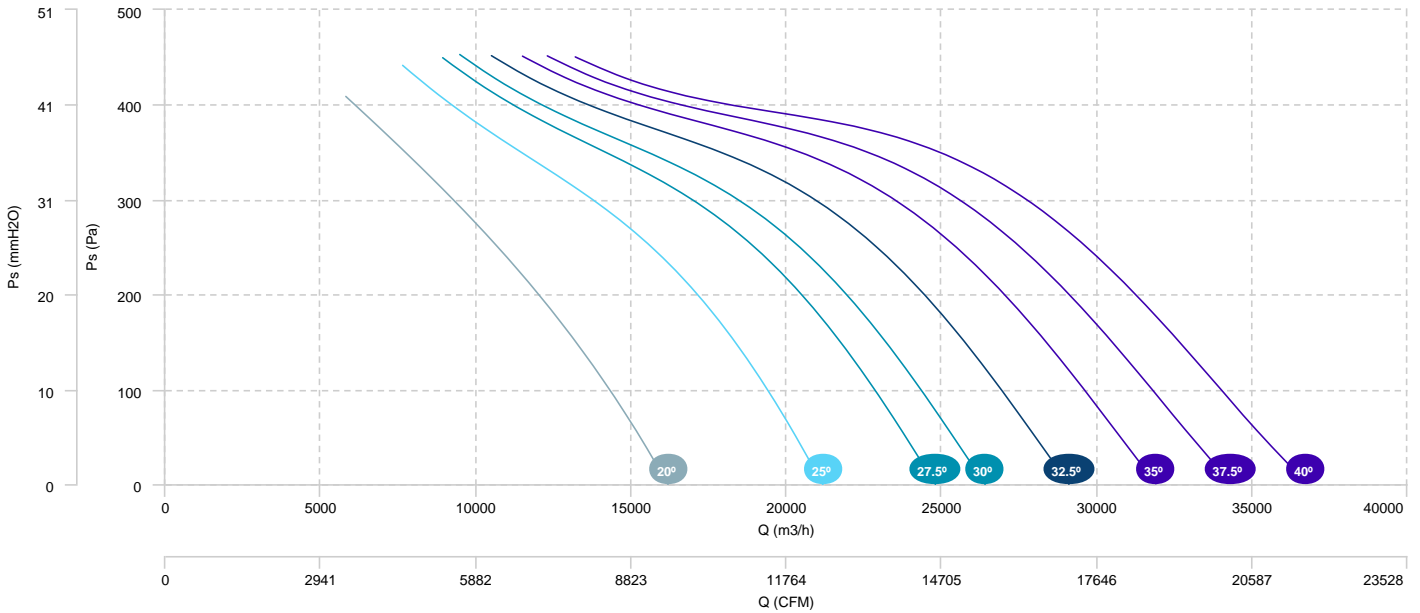
BOX HB 80 T4/T8 4/0,75kW (A5:6)

AIR FLOW - PRESSURE (8 poles)

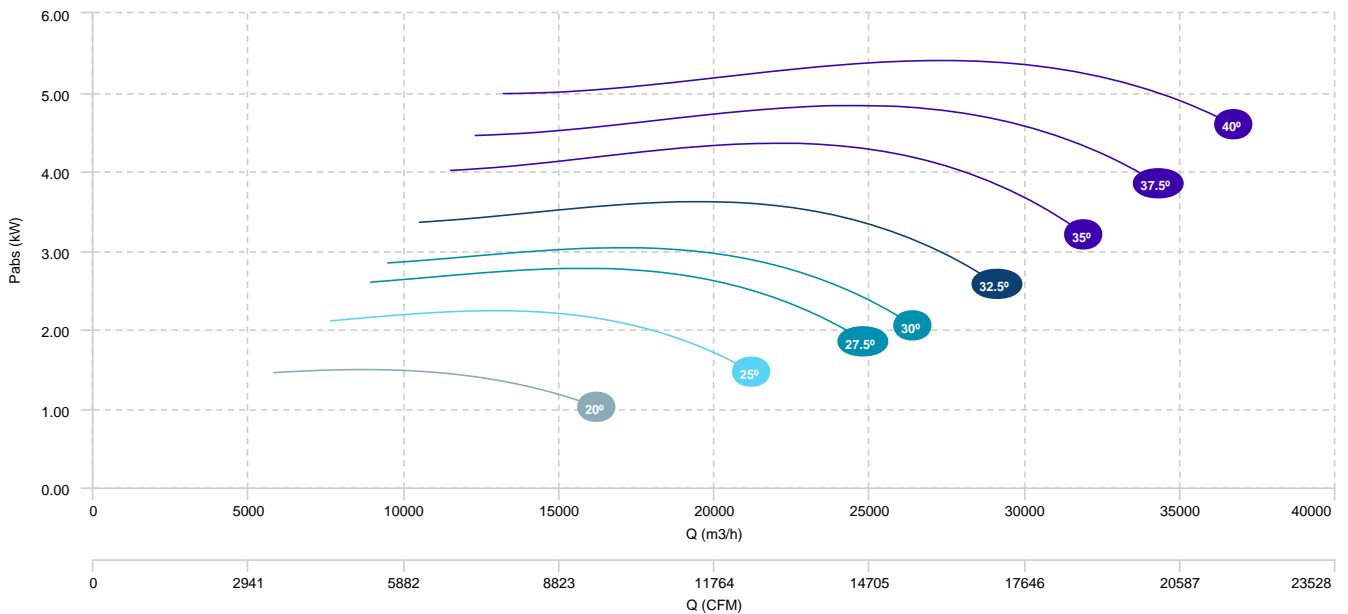


BOX HB 80 T4/T8 1,5/0,25kW (A2:9)	BOX HB 80 T4/T8 2,2/0,37kW (A2:9)	BOX HB 80 T4/T8 3/0,55kW (A2:9)
BOX HB 80 T4/T8 4/0,75kW (A2:9)	BOX HB 80 T4/T8 5,5/1,1kW (A2:9)	

AIR FLOW - PRESSURE (4 poles)

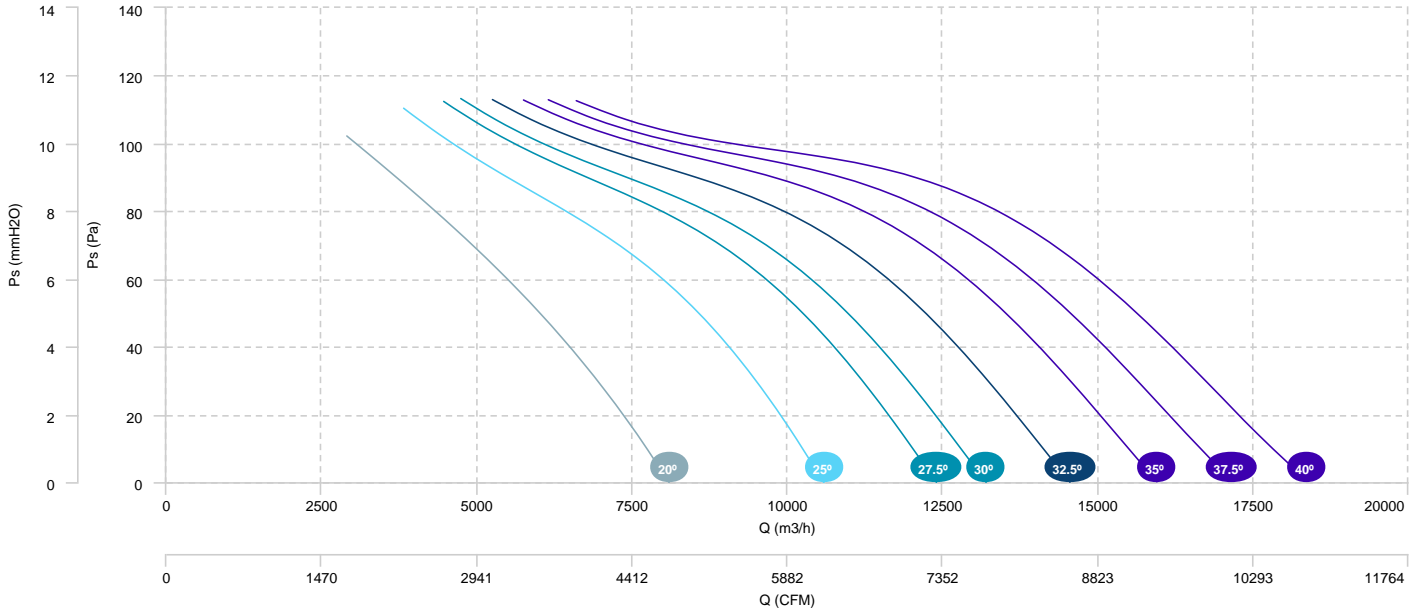


AIR FLOW - ABSORBED POWER (4 poles)



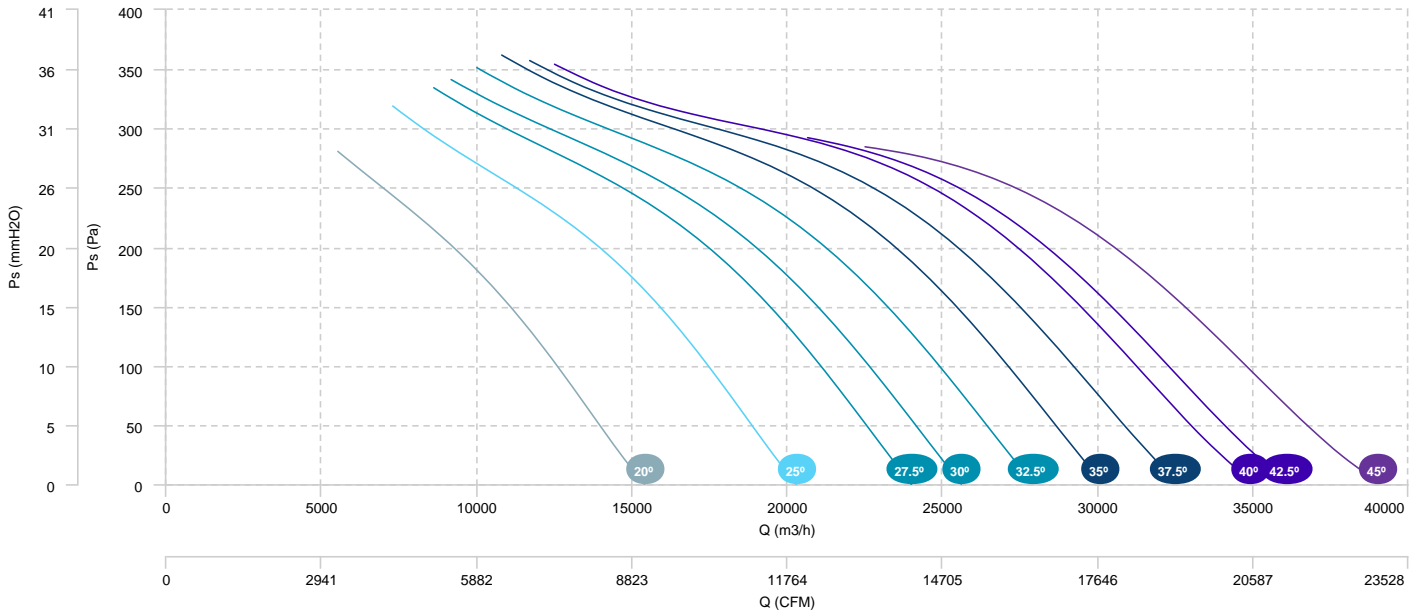
BOX HB 80 T4/T8 1,5/0,25kW (A2:9)	BOX HB 80 T4/T8 2,2/0,37kW (A2:9)	BOX HB 80 T4/T8 3/0,55kW (A2:9)
BOX HB 80 T4/T8 4/0,75kW (A2:9)	BOX HB 80 T4/T8 5,5/1,1kW (A2:9)	

AIR FLOW - PRESSURE (8 poles)

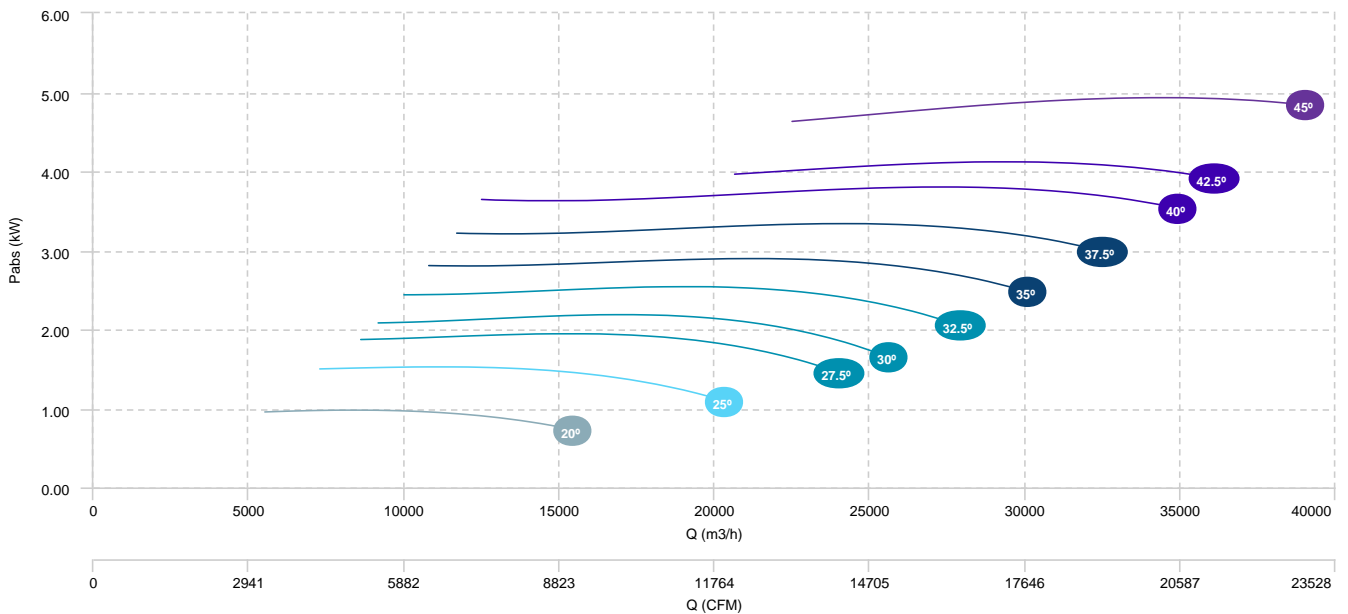


BOX HB 80 T4/T8 1,1/0,18kW (A2:6)	BOX HB 80 T4/T8 1,5/0,25kW (A2:6)	BOX HB 80 T4/T8 2,2/0,37kW (A2:6)
BOX HB 80 T4/T8 3/0,55kW (A2:6)	BOX HB 80 T4/T8 4/0,75kW (A2:6)	BOX HB 80 T4/T8 5,5/1,1kW (A2:6)

AIR FLOW - PRESSURE (4 poles)

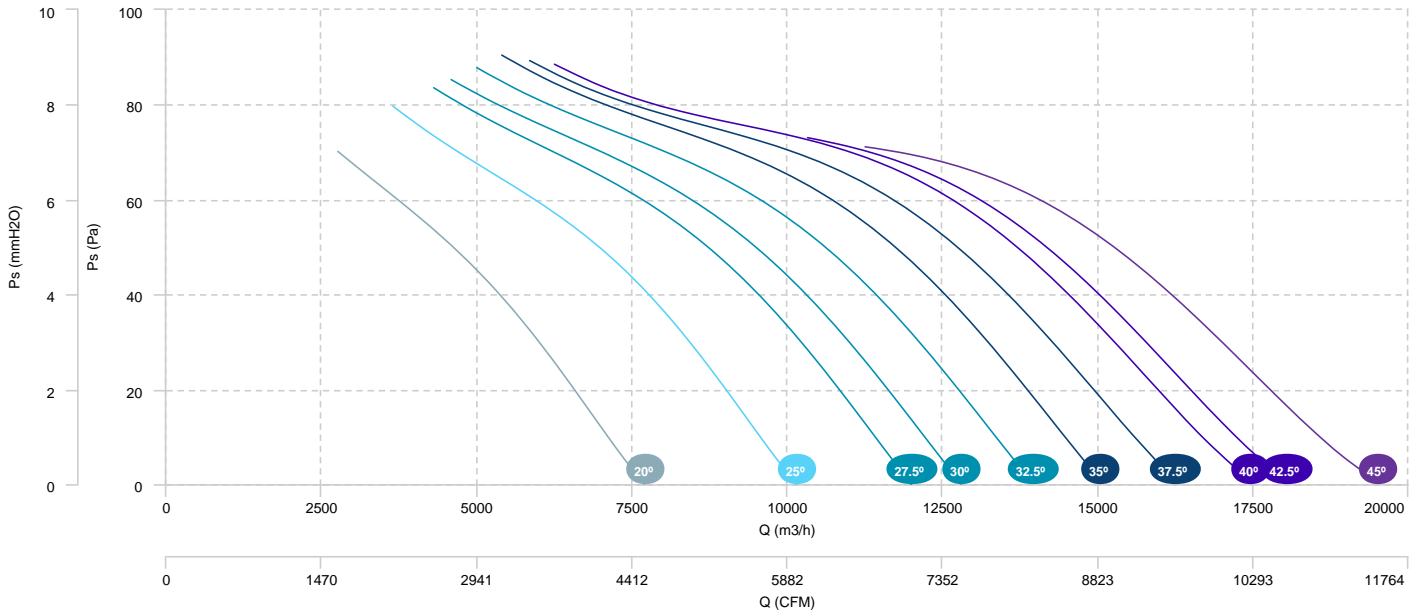


AIR FLOW - ABSORBED POWER (4 poles)



BOX HB 80 T4/T8 1,1/0,18kW (A2:6)	BOX HB 80 T4/T8 1,5/0,25kW (A2:6)	BOX HB 80 T4/T8 2,2/0,37kW (A2:6)
BOX HB 80 T4/T8 3,0/0,55kW (A2:6)	BOX HB 80 T4/T8 4,0/0,75kW (A2:6)	BOX HB 80 T4/T8 5,5/1,1kW (A2:6)

AIR FLOW - PRESSURE (8 poles)



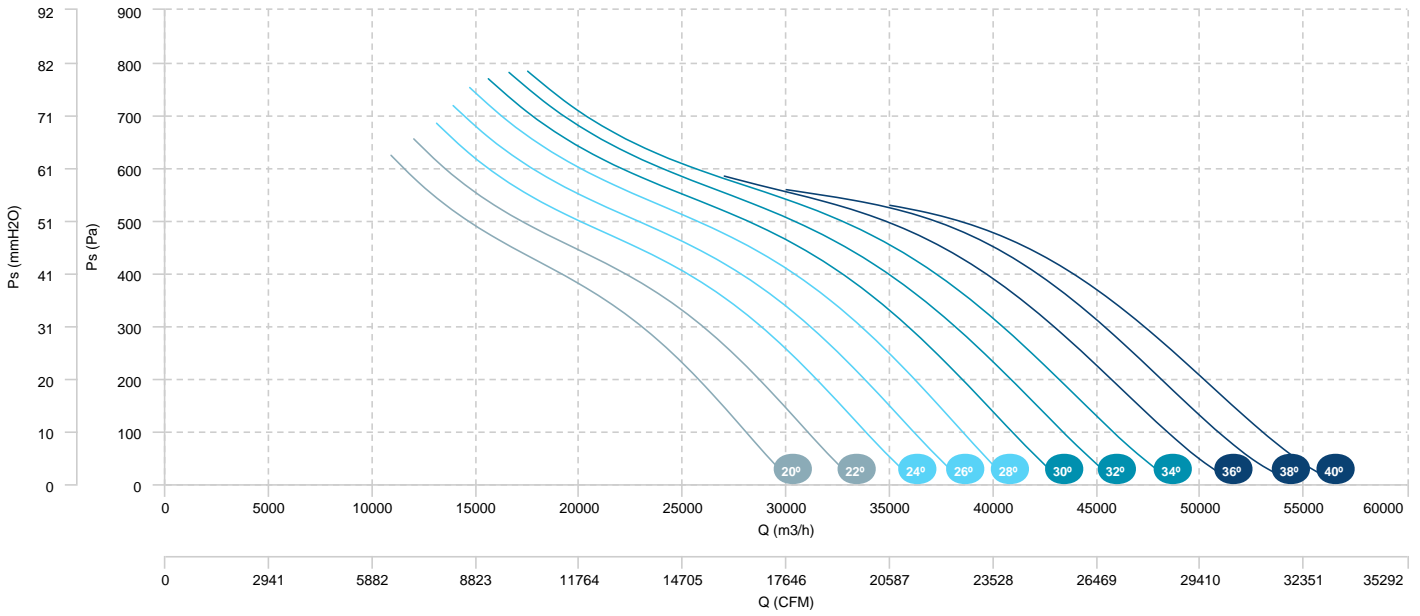
BOX HB 90 T4 5,5kW (A6:6)

BOX HB 90 T4 7,5kW (A6:6)

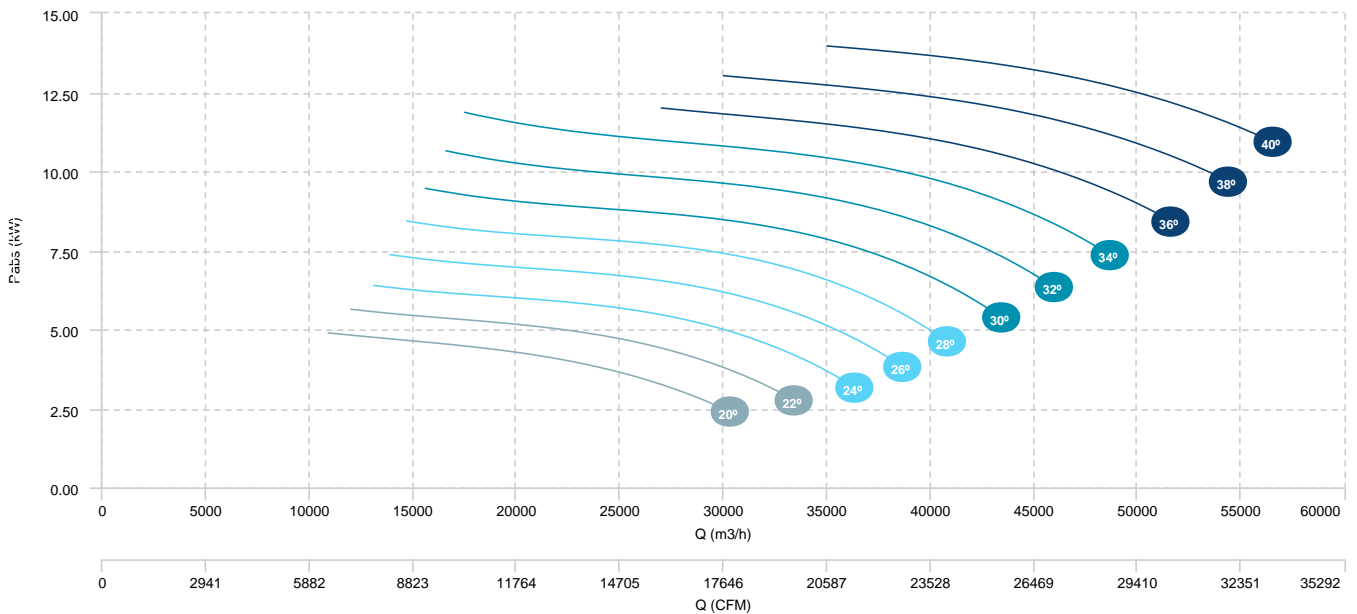
BOX HB 90 T4 11kW (A6:6)

BOX HB 90 T4 15kW (A6:6)

AIR FLOW - PRESSURE

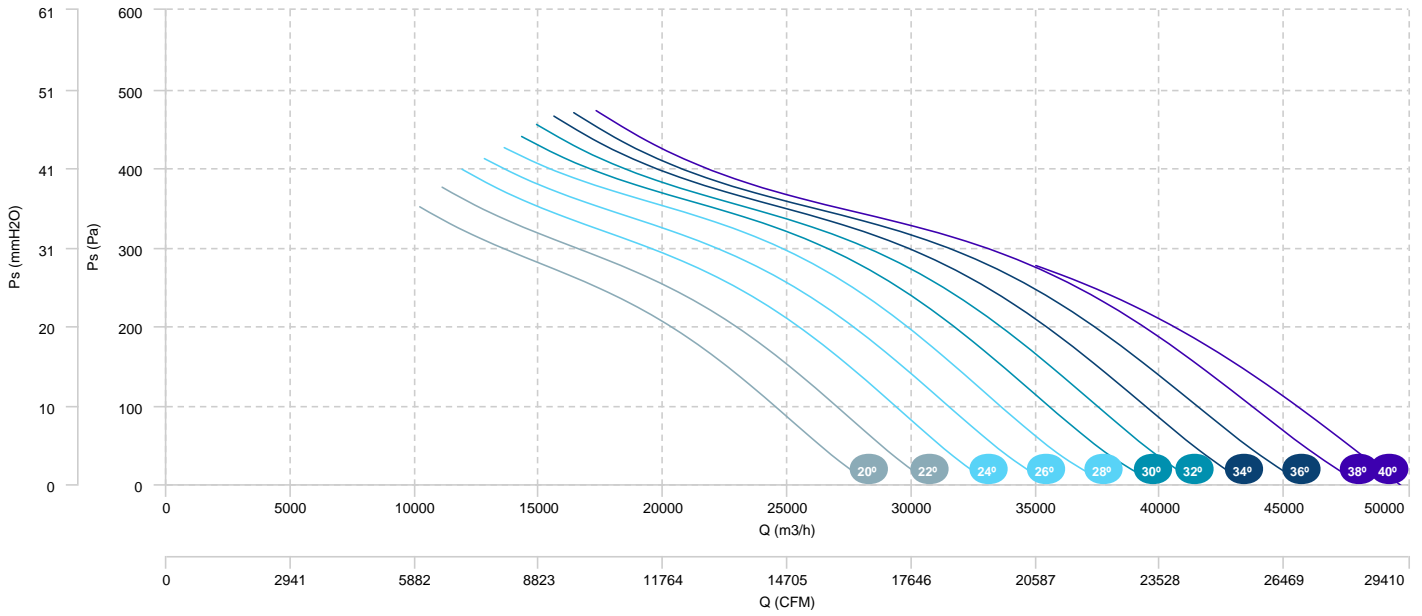


AIR FLOW - ABSORBED POWER

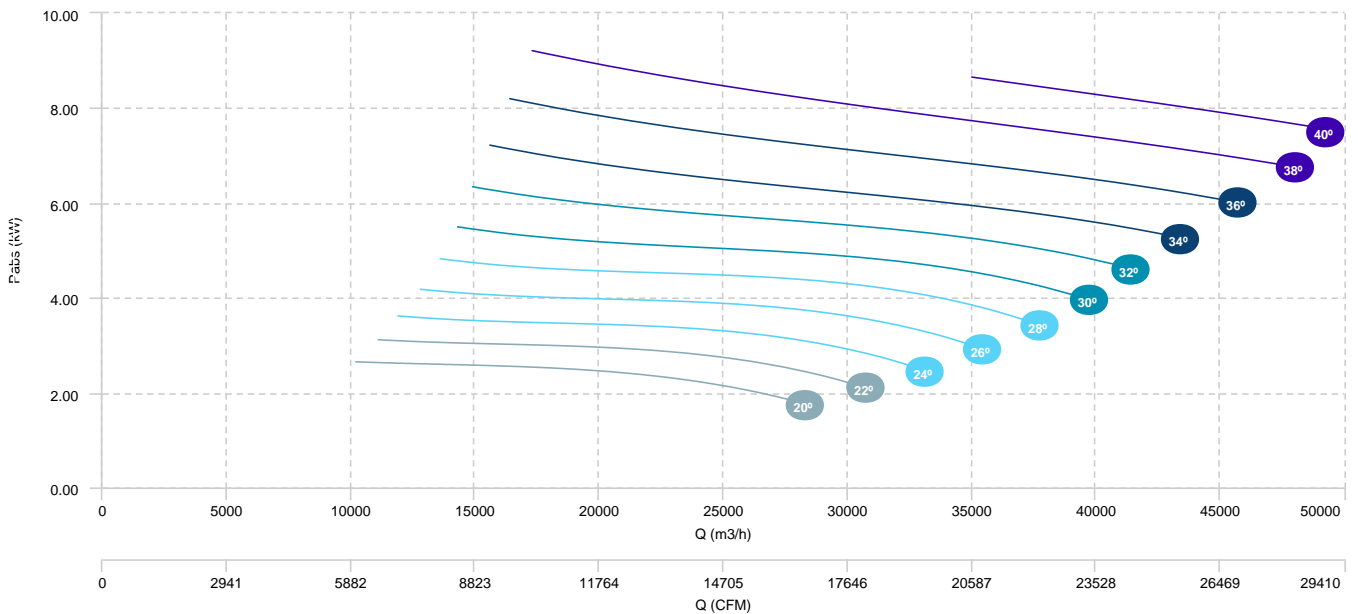


BOX HB 90 T4 3kW (A6:3)	BOX HB 90 T4 4kW (A6:3)	BOX HB 90 T4 5,5kW (A6:3)
BOX HB 90 T4 7,5kW (A6:3)	BOX HB 90 T4 11kW (A6:3)	

AIR FLOW - PRESSURE

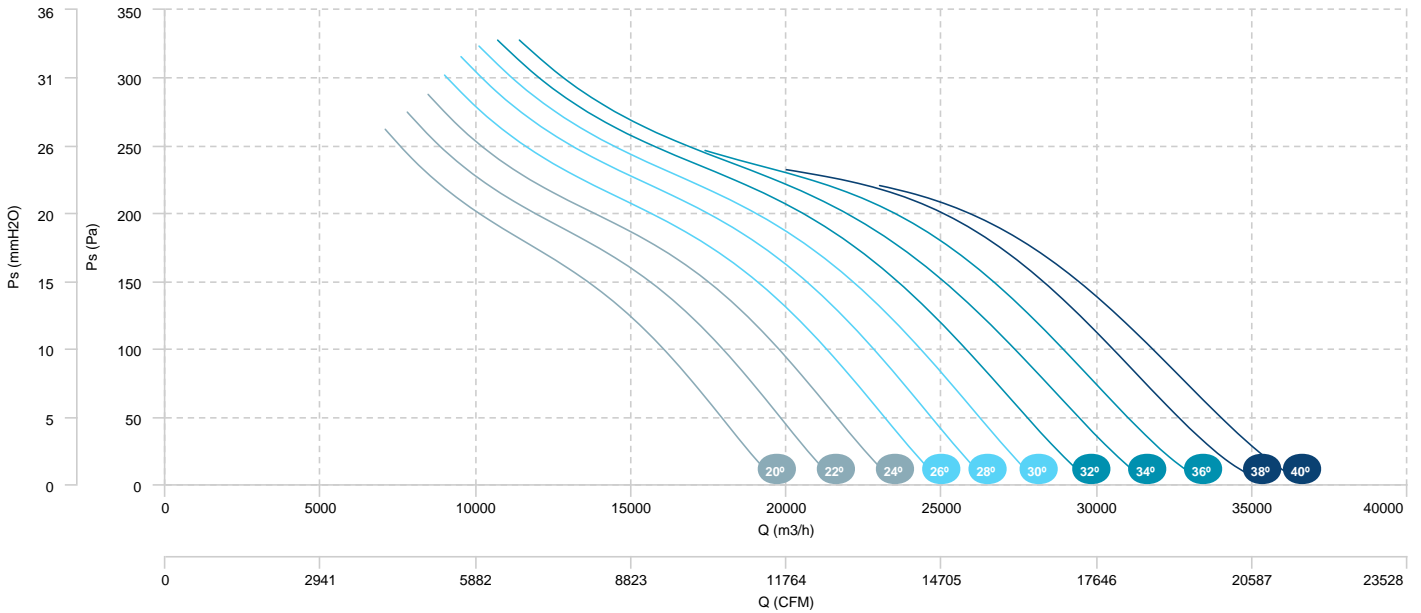


AIR FLOW - ABSORBED POWER

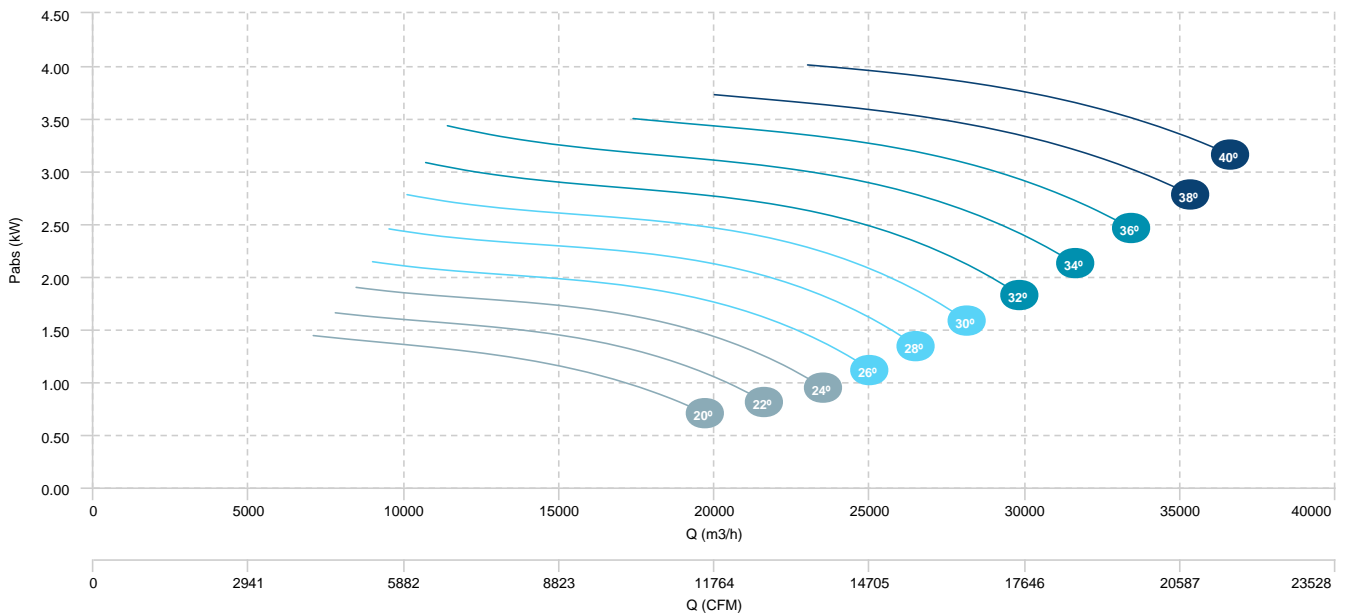


- BOX HB 90 T6 1,5kW (A6:6)
- BOX HB 90 T6 2,2kW (A6:6)
- BOX HB 90 T6 3kW (A6:6)
- BOX HB 90 T6 4kW (A6:6)

AIR FLOW - PRESSURE



AIR FLOW - ABSORBED POWER

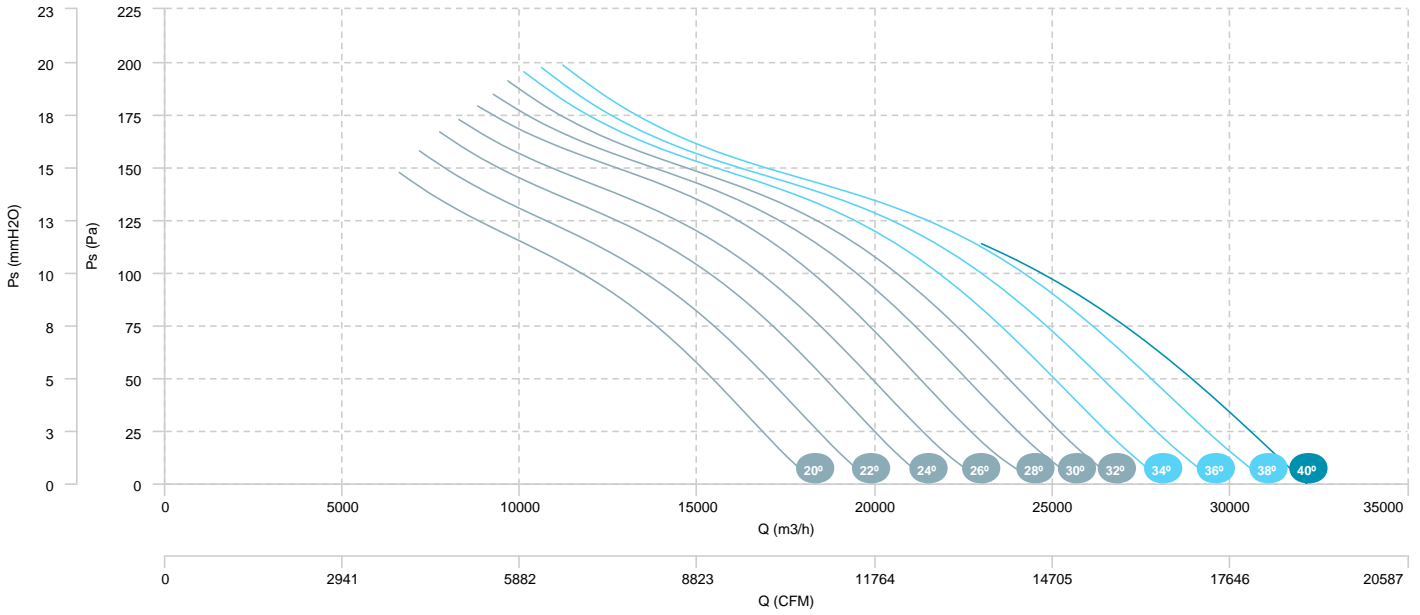


BOX HB 90 T6 1,5kW (A6:3)

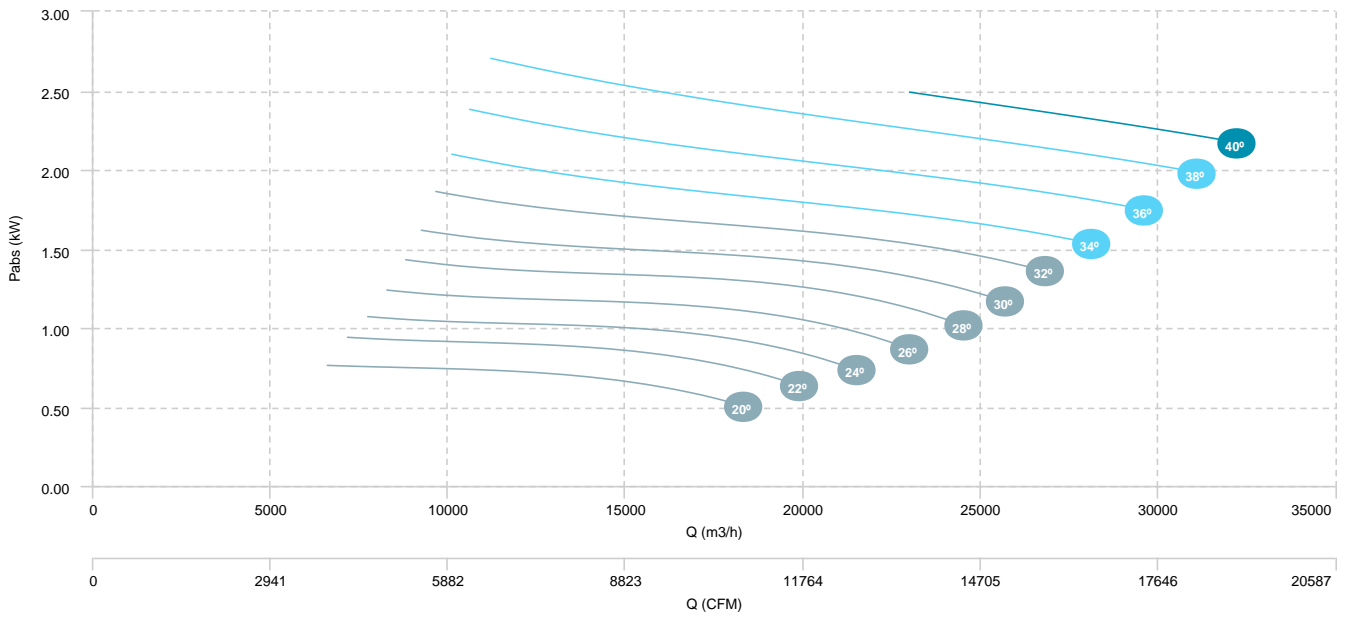
BOX HB 90 T6 2,2kW (A6:3)

BOX HB 90 T6 3kW (A6:3)

AIR FLOW - PRESSURE

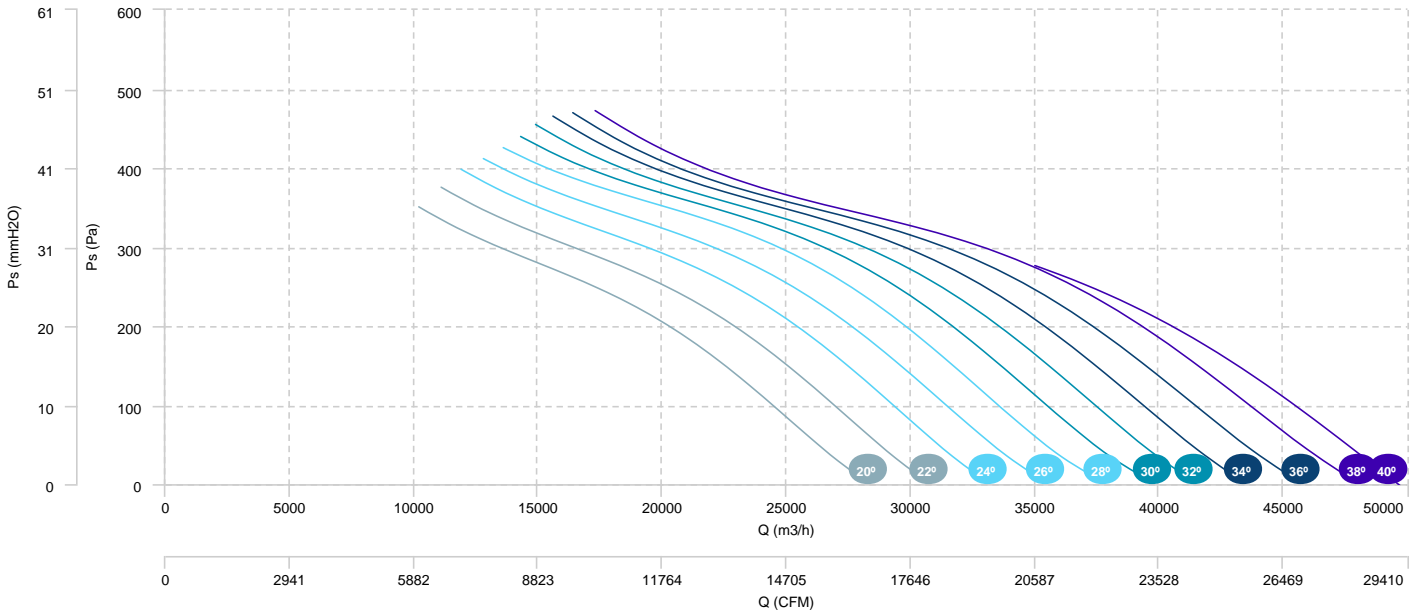


AIR FLOW - ABSORBED POWER

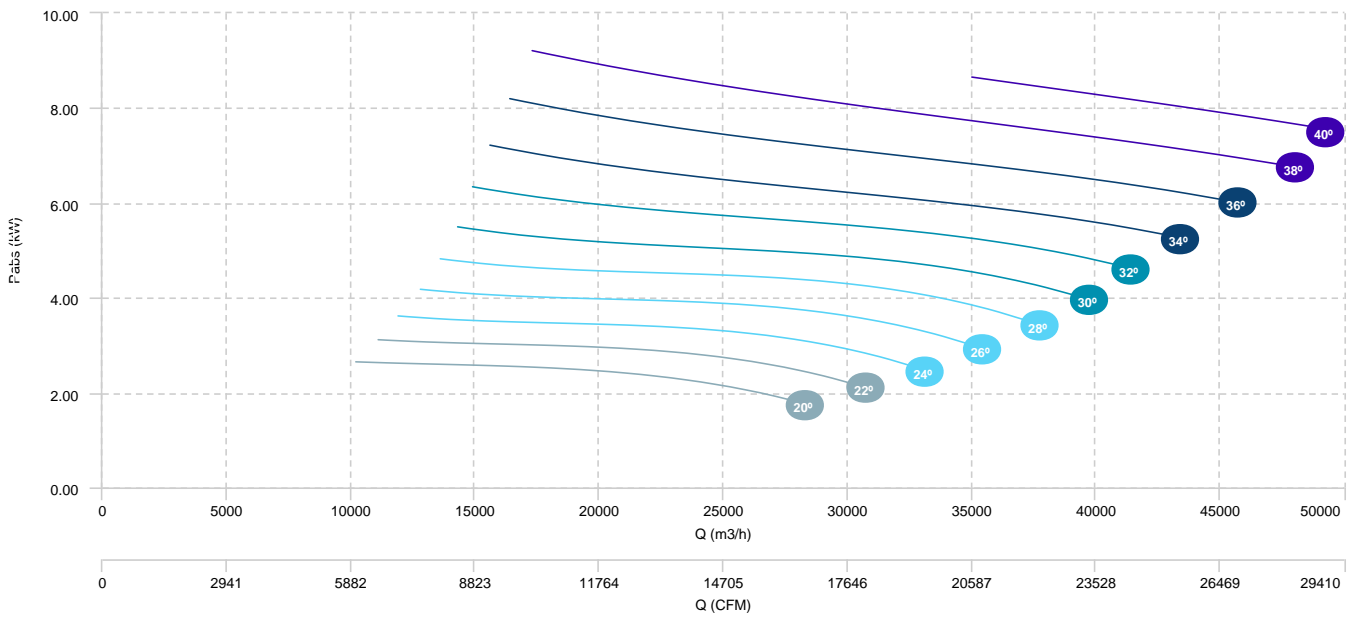


BOX HB 90 T4/T8 3/0,55kW (A6:3)	BOX HB 90 T4/T8 4/0,75kW (A6:3)	BOX HB 90 T4/T8 5,5/1,1kW (A6:3)
BOX HB 90 T4/T8 7,5/1,5kW (A6:3)	BOX HB 90 T4/T8 11/3kW (A6:3)	

AIR FLOW - PRESSURE (4 poles)

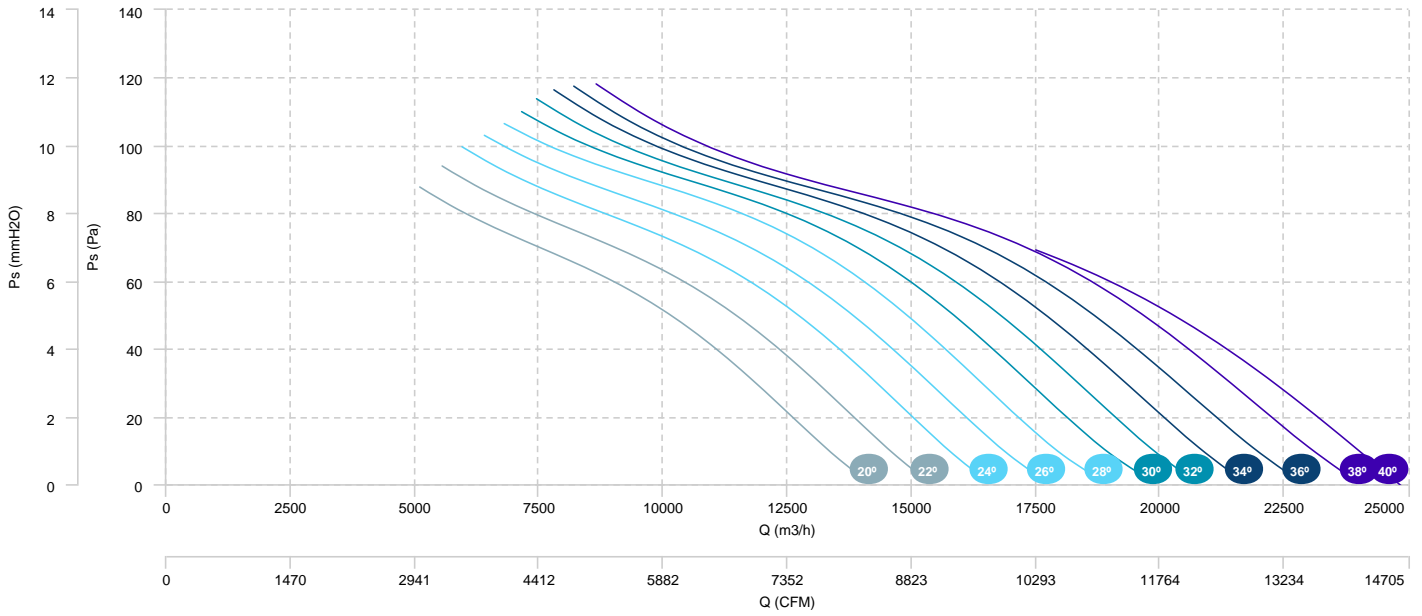


AIR FLOW - ABSORBED POWER (4 poles)



BOX HB 90 T4/T8 3/0,55kW (A6:3)	BOX HB 90 T4/T8 4/0,75kW (A6:3)	BOX HB 90 T4/T8 5,5/1,1kW (A6:3)
BOX HB 90 T4/T8 7,5/1,5kW (A6:3)	BOX HB 90 T4/T8 11/3kW (A6:3)	

AIR FLOW - PRESSURE (8 poles)



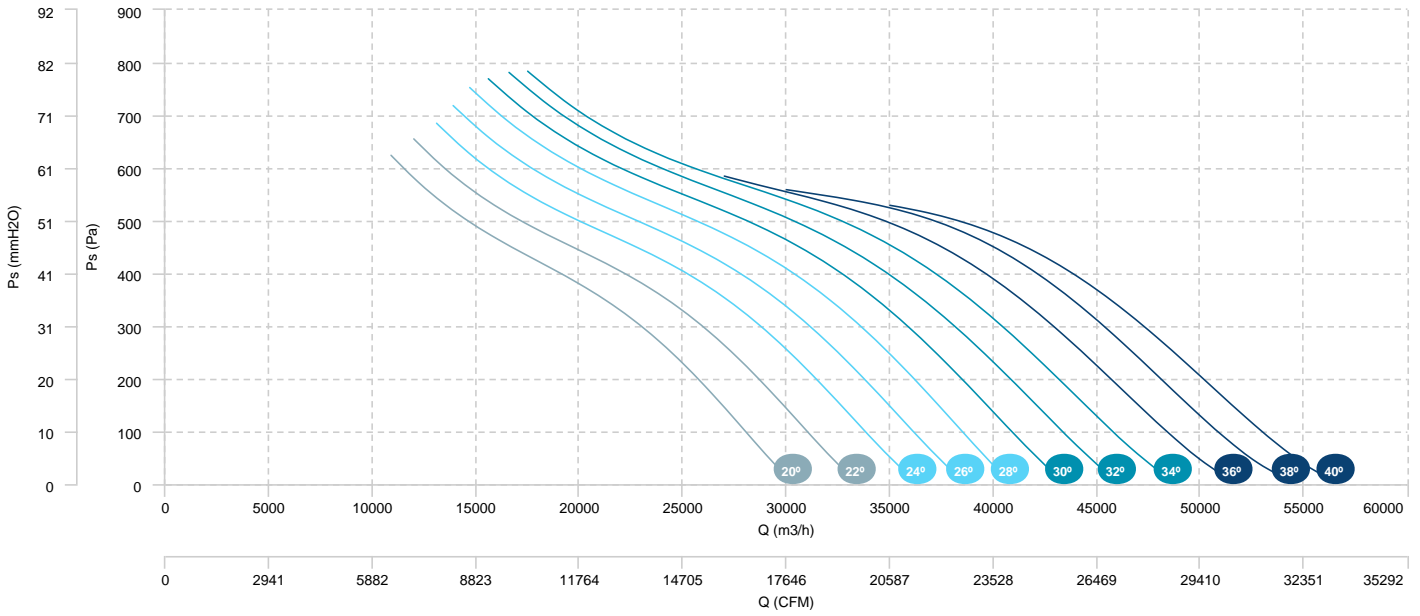
BOX HB 90 T4/T8 5,5/1,1kW (A6:6)

BOX HB 90 T4/T8 7,5/1,5kW (A6:6)

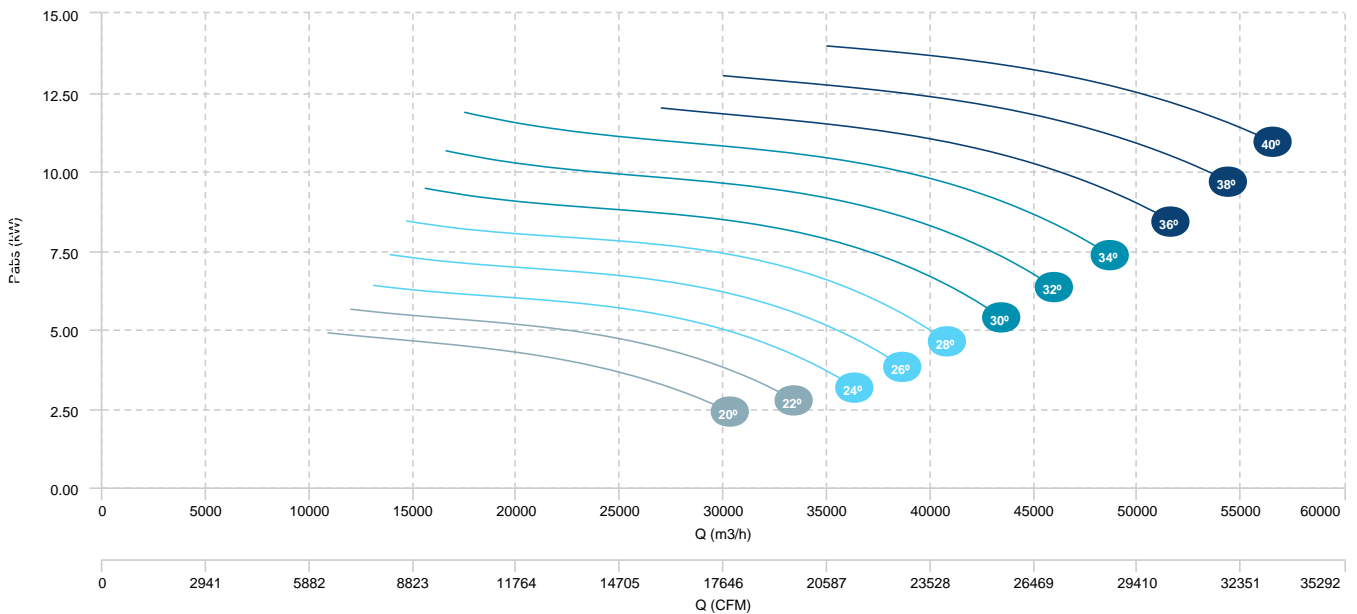
BOX HB 90 T4/T8 11/3kW (A6:6)

BOX HB 90 T4/T8 15/3,5kW (A6:6)

AIR FLOW - PRESSURE (4 poles)



AIR FLOW - ABSORBED POWER (4 poles)



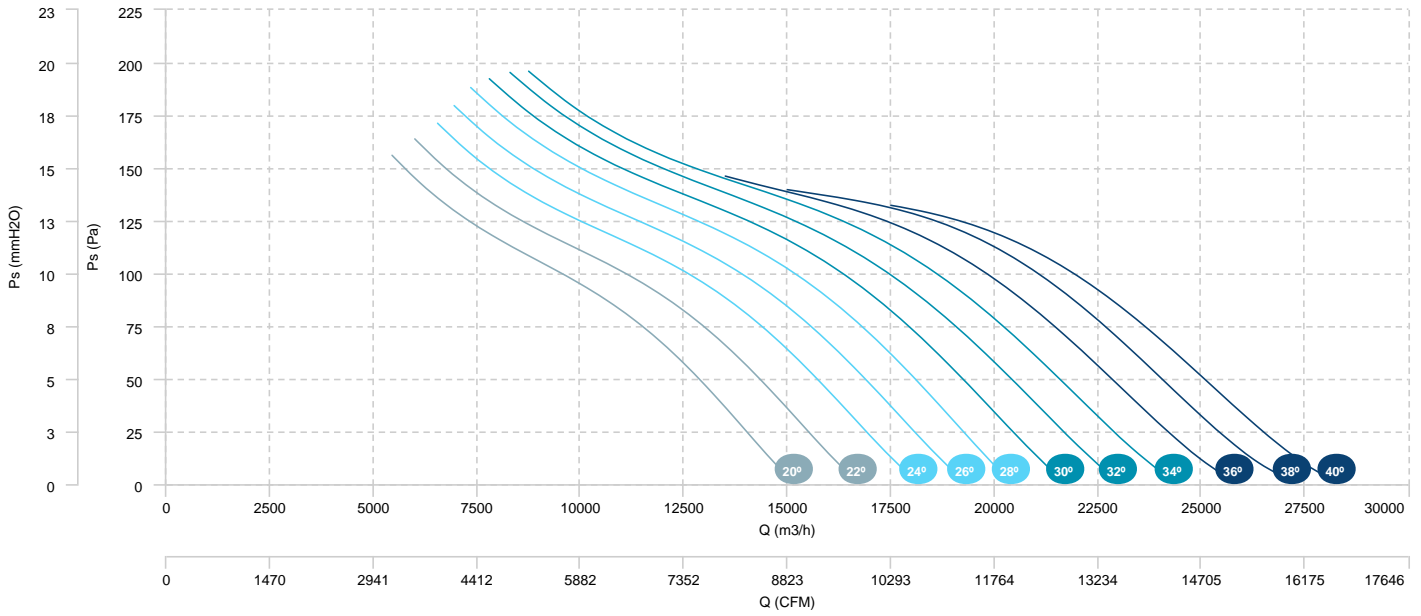
BOX HB 90 T4/T8 5,5/1,1kW (A6:6)

BOX HB 90 T4/T8 7,5/1,5kW (A6:6)

BOX HB 90 T4/T8 11/3kW (A6:6)

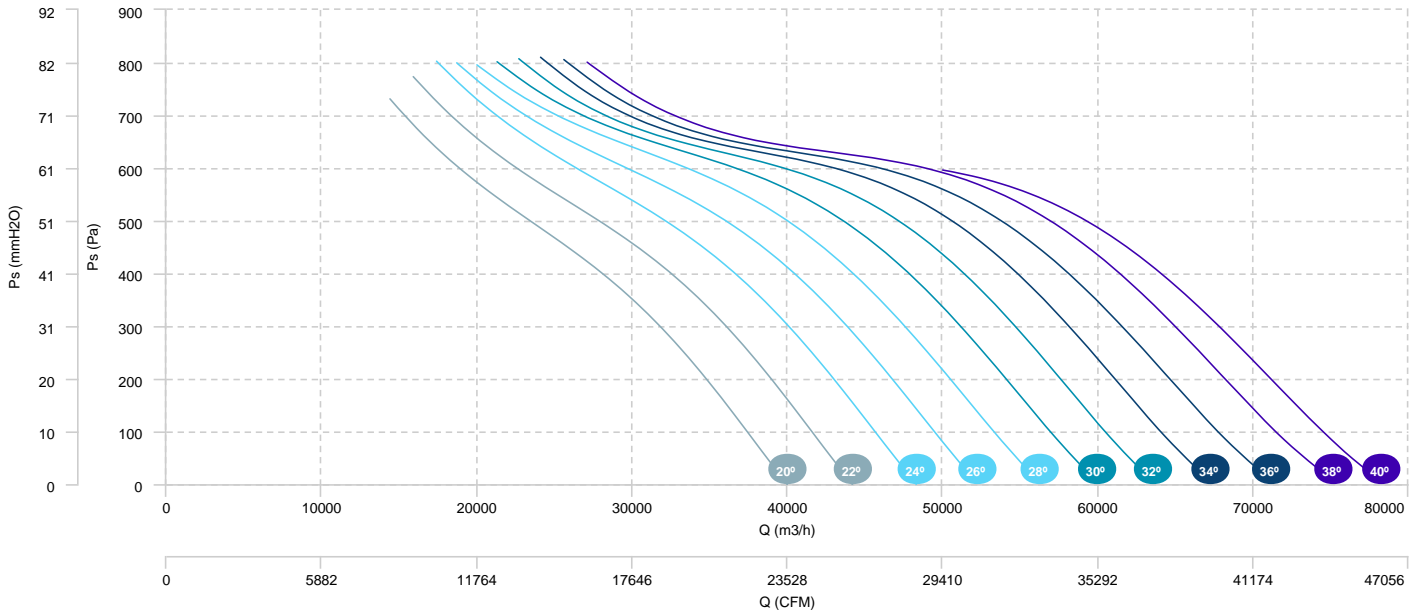
BOX HB 90 T4/T8 15/3,5kW (A6:6)

AIR FLOW - PRESSURE (8 poles)

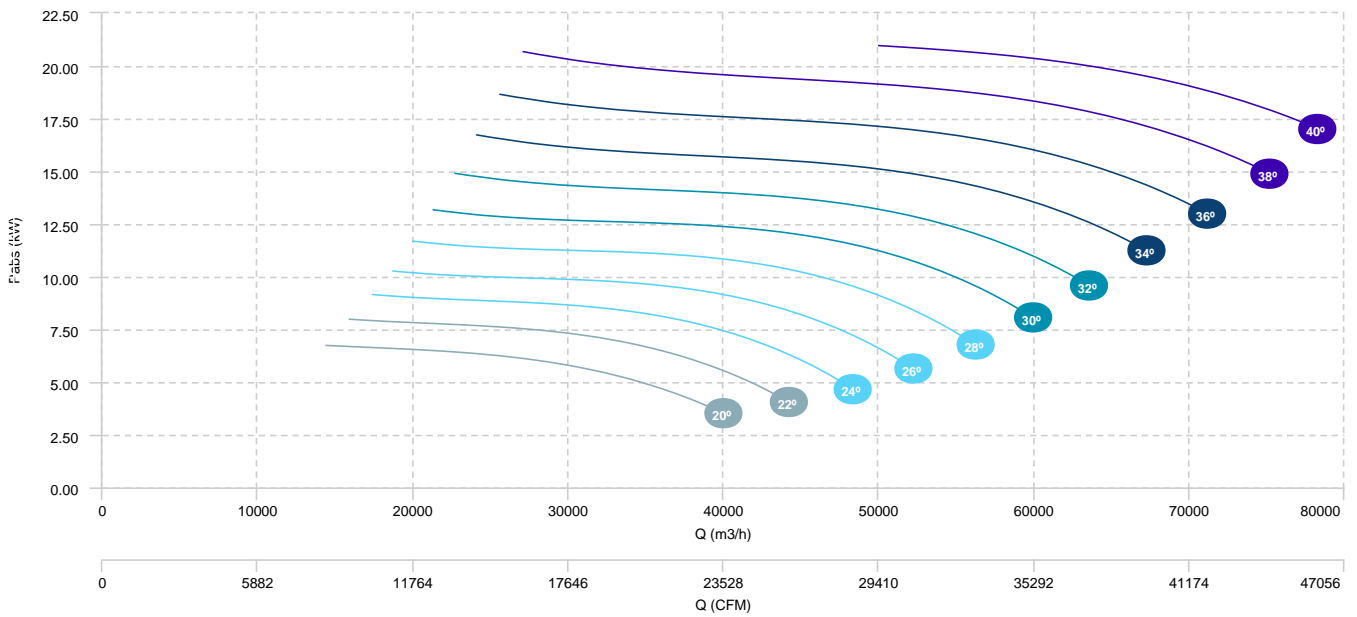


BOX HB 100 T4 7,5kW (A6:6)	BOX HB 100 T4 11kW (A6:6)	BOX HB 100 T4 15kW (A6:6)
BOX HB 100 T4 18,5kW (A6:6)	BOX HB 100 T4 22kW (A6:6)	

AIR FLOW - PRESSURE

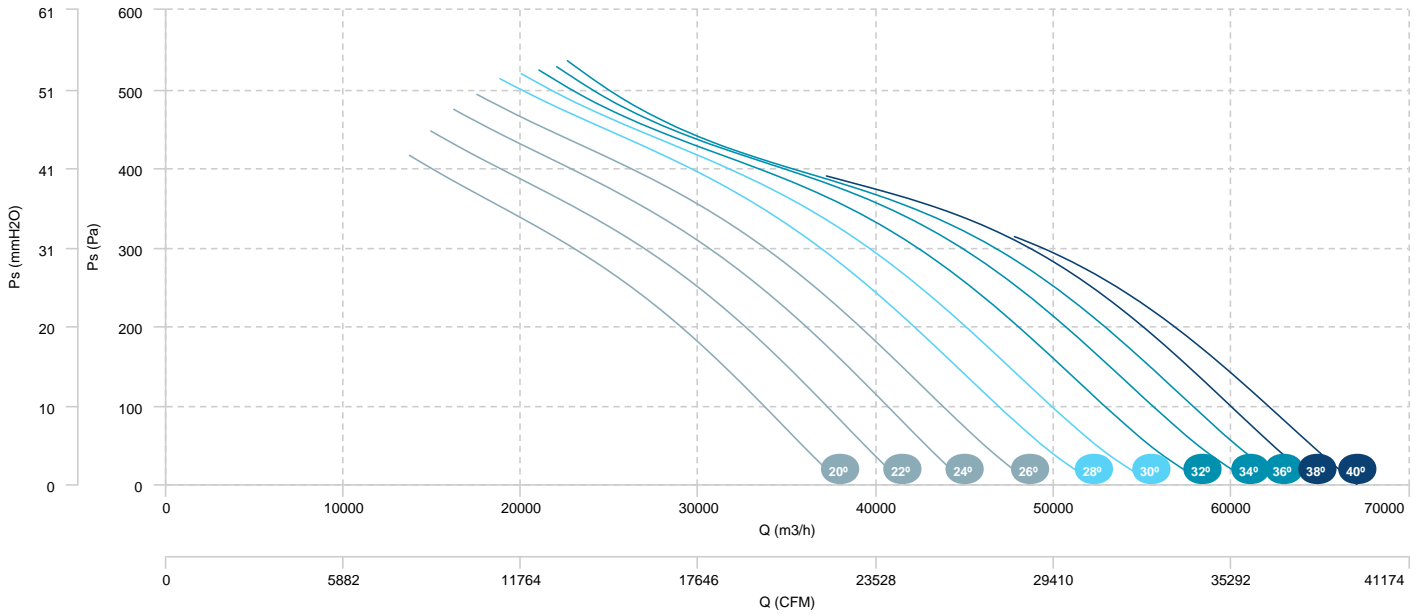


AIR FLOW - ABSORBED POWER

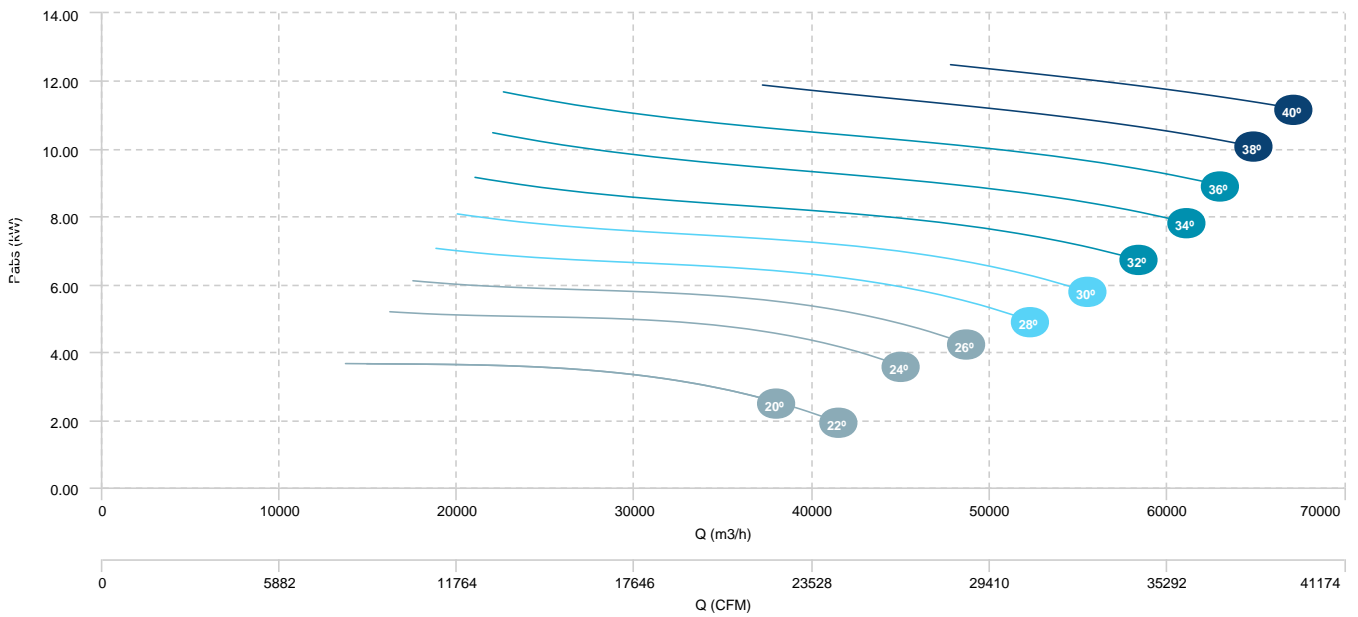


BOX HB 100 T4 5,5kW (A6:3)	BOX HB 100 T4 7,5kW (A6:3)	BOX HB 100 T4 11kW (A6:3)
BOX HB 100 T4 15kW (A6:3)		

AIR FLOW - PRESSURE



AIR FLOW - ABSORBED POWER

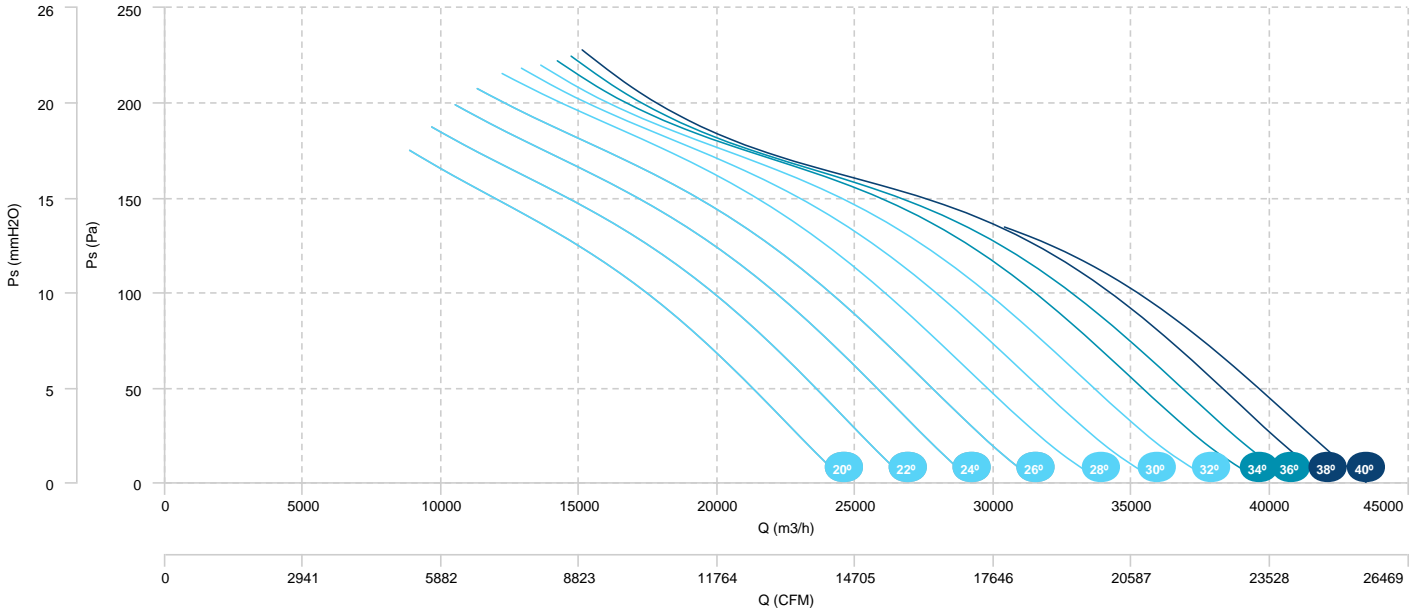


BOX HB 100 T6 1,5kW (A6:3)
 BOX HB 100 T6 4kW (A6:3)

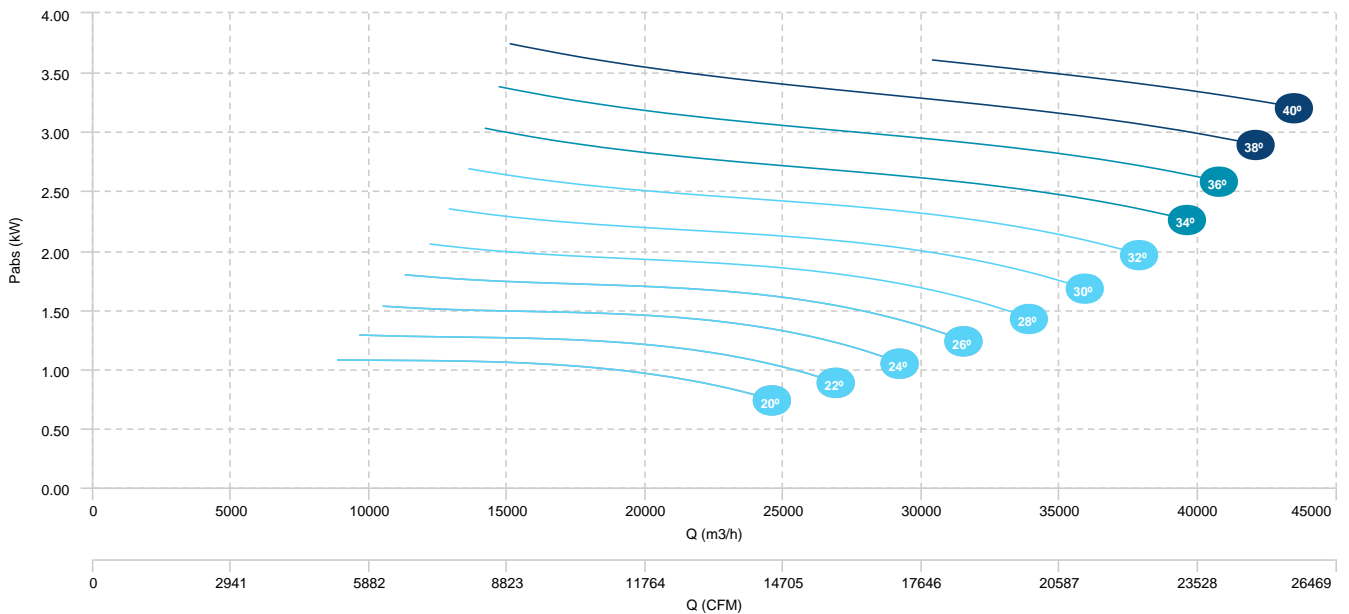
BOX HB 100 T6 2,2kW (A6:3)

BOX HB 100 T6 3kW (A6:3)

AIR FLOW - PRESSURE

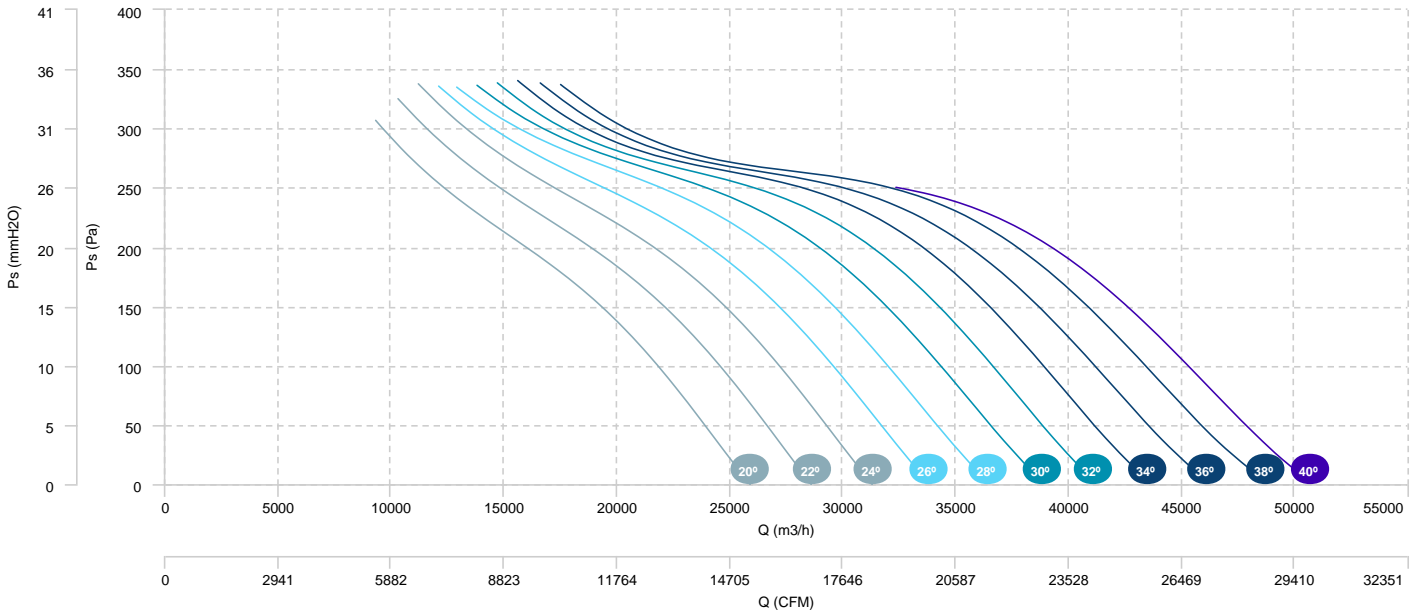


AIR FLOW - ABSORBED POWER

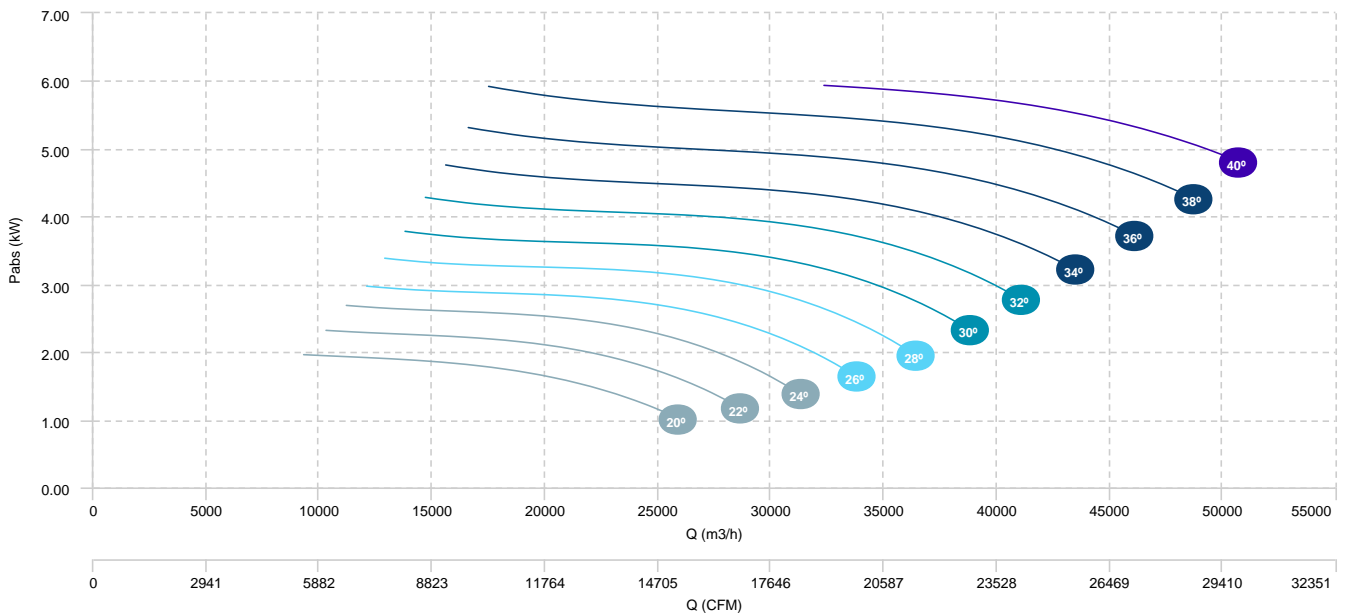


BOX HB 100 T6 2,2kW (A6:6)	BOX HB 100 T6 3kW (A6:6)	BOX HB 100 T6 4kW (A6:6)
BOX HB 100 T6 5,5kW (A6:6)	BOX HB 100 T6 7,5kW (A6:6)	

AIR FLOW - PRESSURE

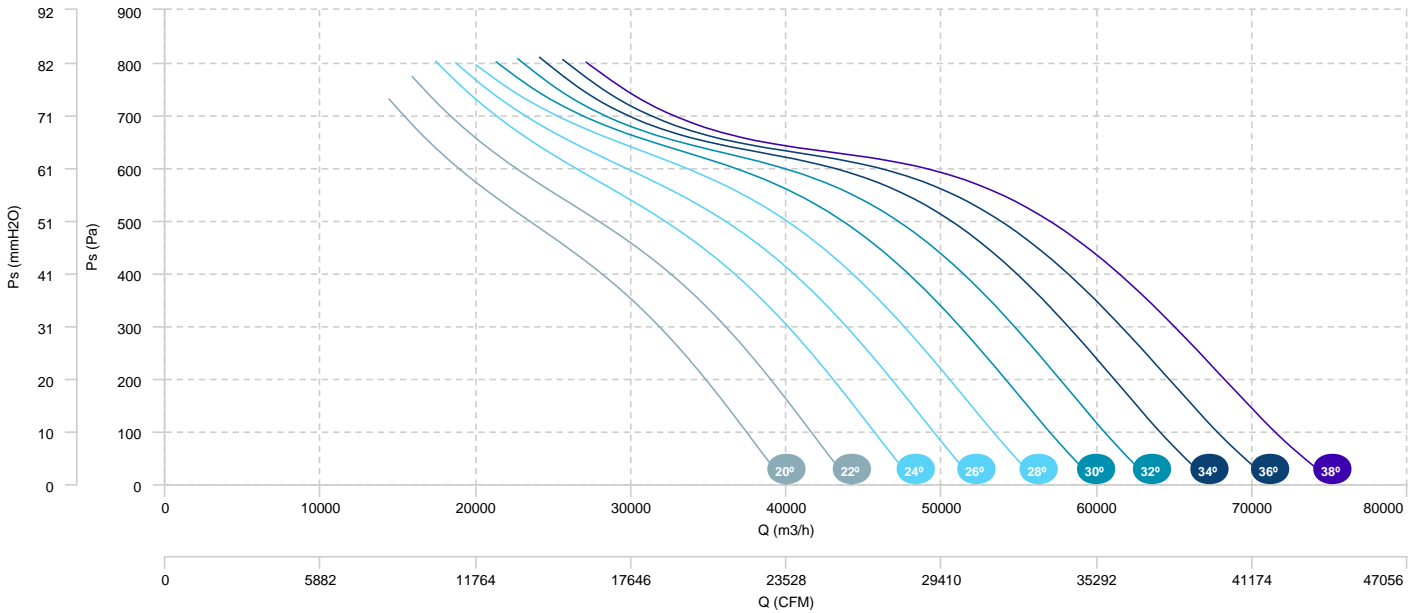


AIR FLOW - ABSORBED POWER

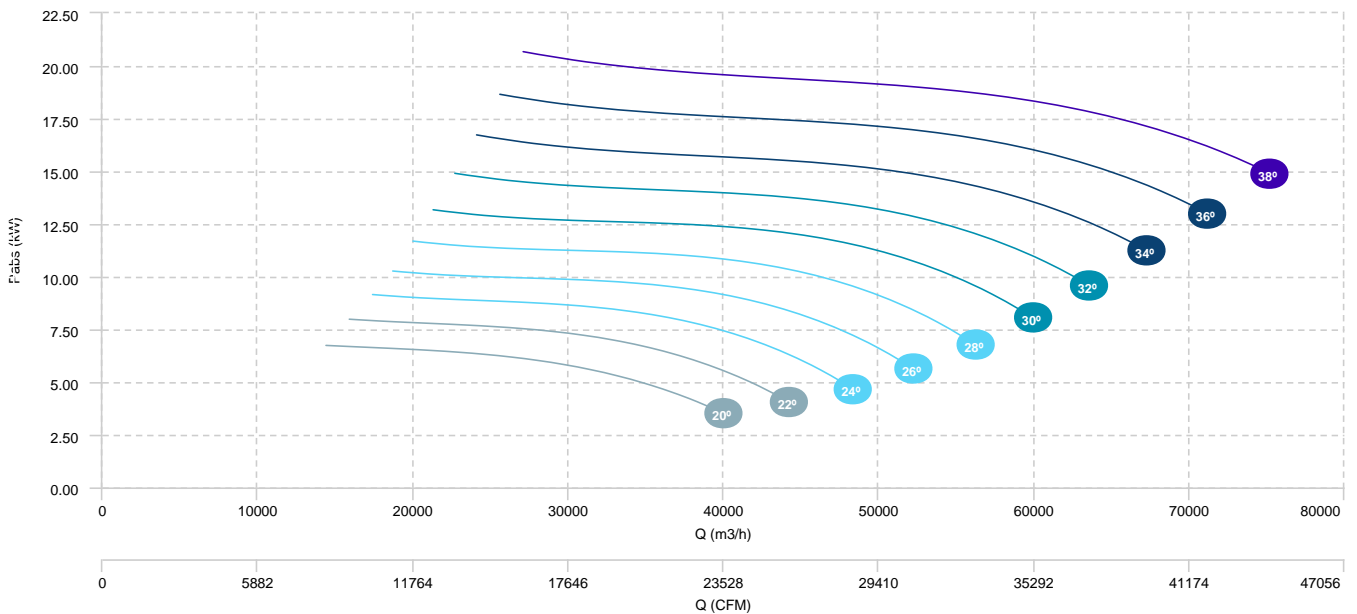


BOX HB 100 T4/T8 7,5/1,5kW (A6:6)	BOX HB 100 T4/T8 11/3kW (A6:6)	BOX HB 100 T4/T8 15/3,5kW (A6:6)
BOX HB 100 T4/T8 17/4,3kW (A6:6)	BOX HB 100 T4/T8 20/5kW (A6:6)	

AIR FLOW - PRESSURE (4 poles)

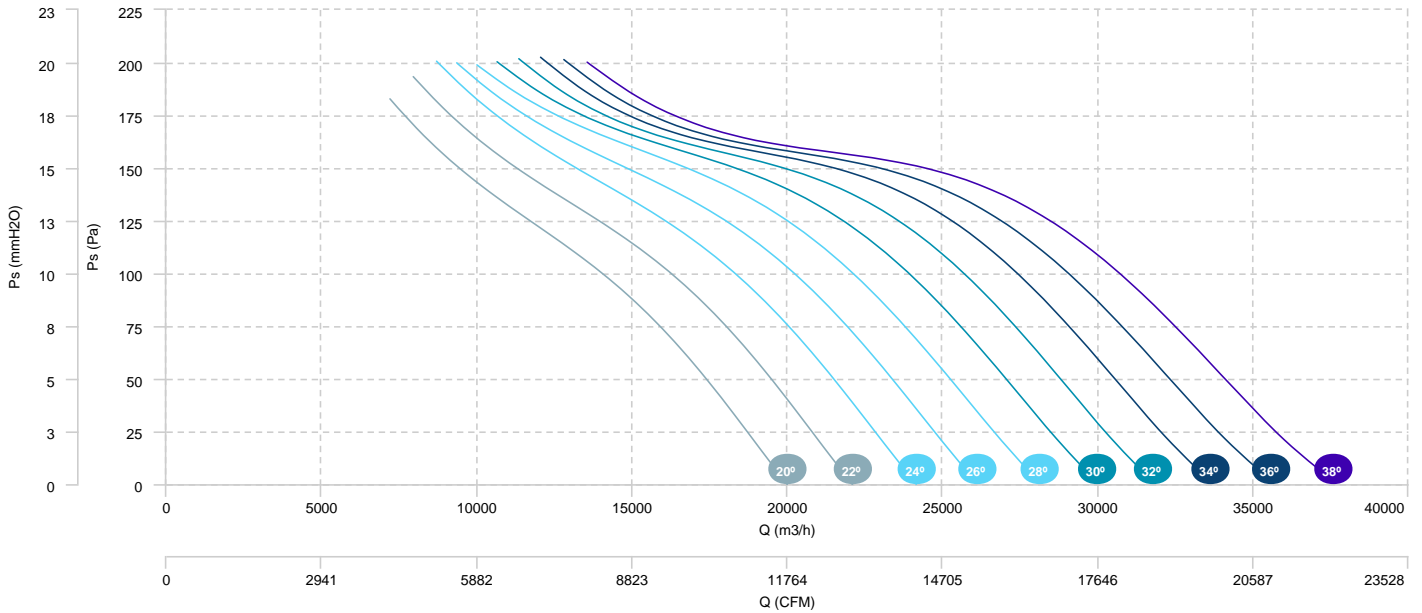


AIR FLOW - ABSORBED POWER (4 poles)



BOX HB 100 T4/T8 7,5/1,5kW (A6:6)	BOX HB 100 T4/T8 11/3kW (A6:6)	BOX HB 100 T4/T8 15/3,5kW (A6:6)
BOX HB 100 T4/T8 17/4,3kW (A6:6)	BOX HB 100 T4/T8 20/5kW (A6:6)	

AIR FLOW - PRESSURE (8 poles)



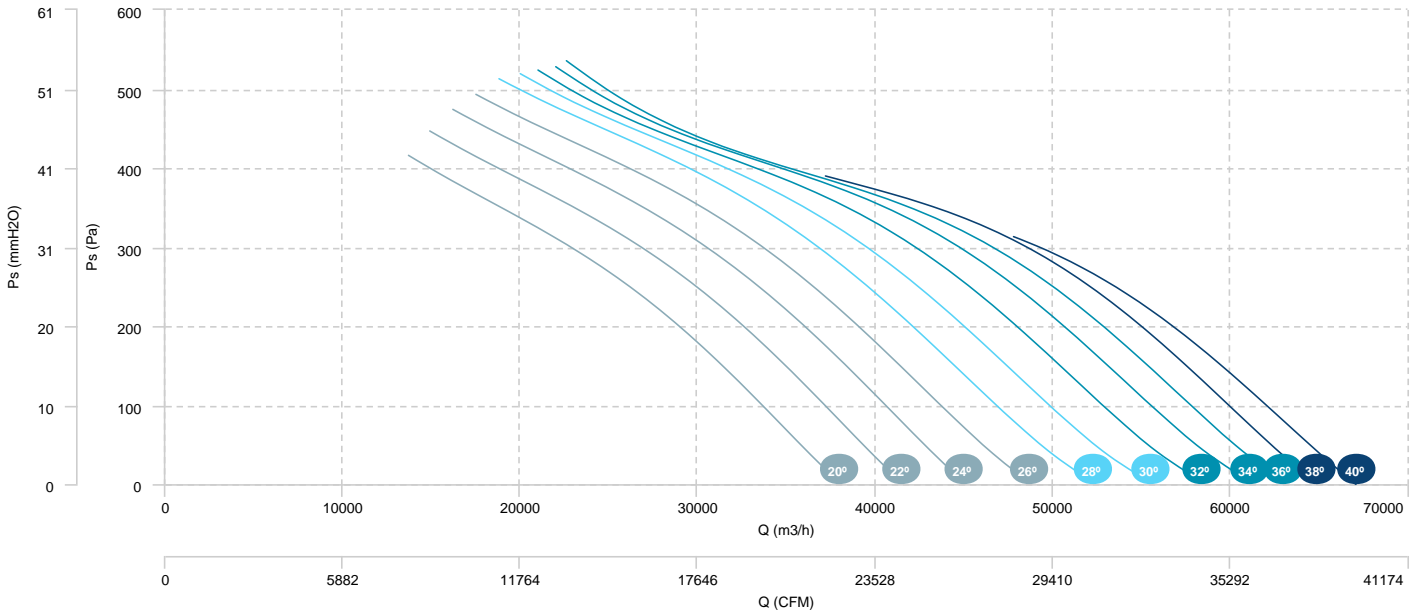
BOX HB 100 T4/T8 5,5/1,1kW (A6:3)

BOX HB 100 T4/T8 7,5/1,5kW (A6:3)

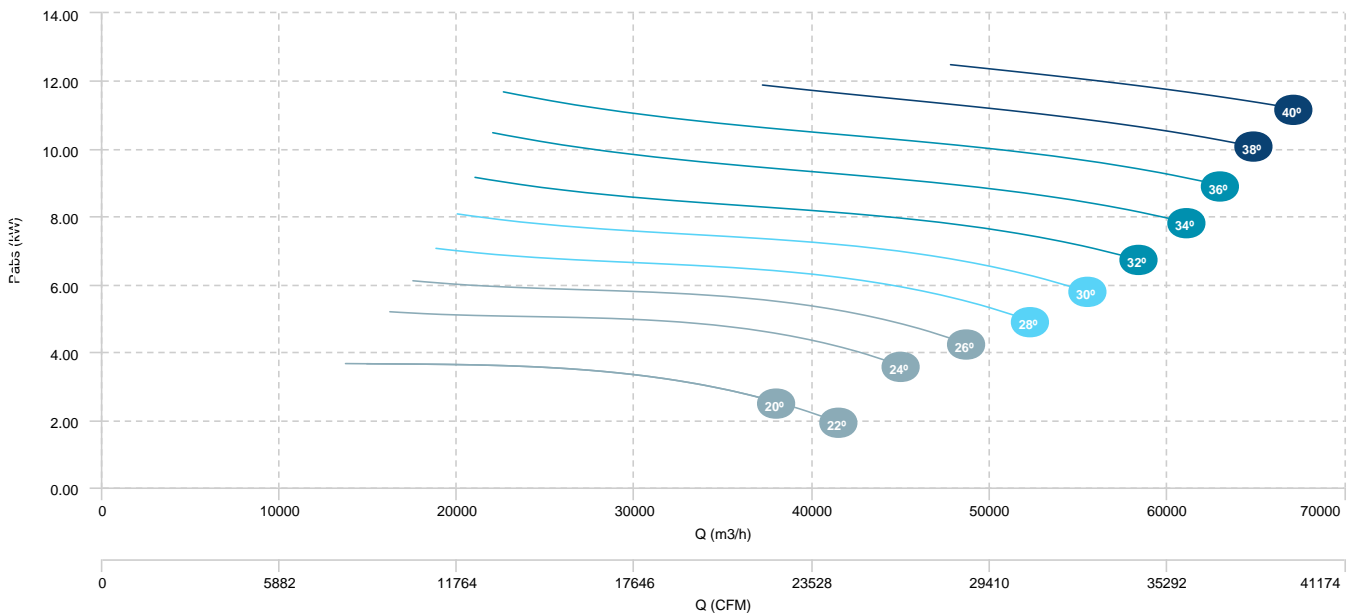
BOX HB 100 T4/T8 11/3kW (A6:3)

BOX HB 100 T4/T8 15/3,5kW (A6:3)

AIR FLOW - PRESSURE (4 poles)



AIR FLOW - ABSORBED POWER (4 poles)



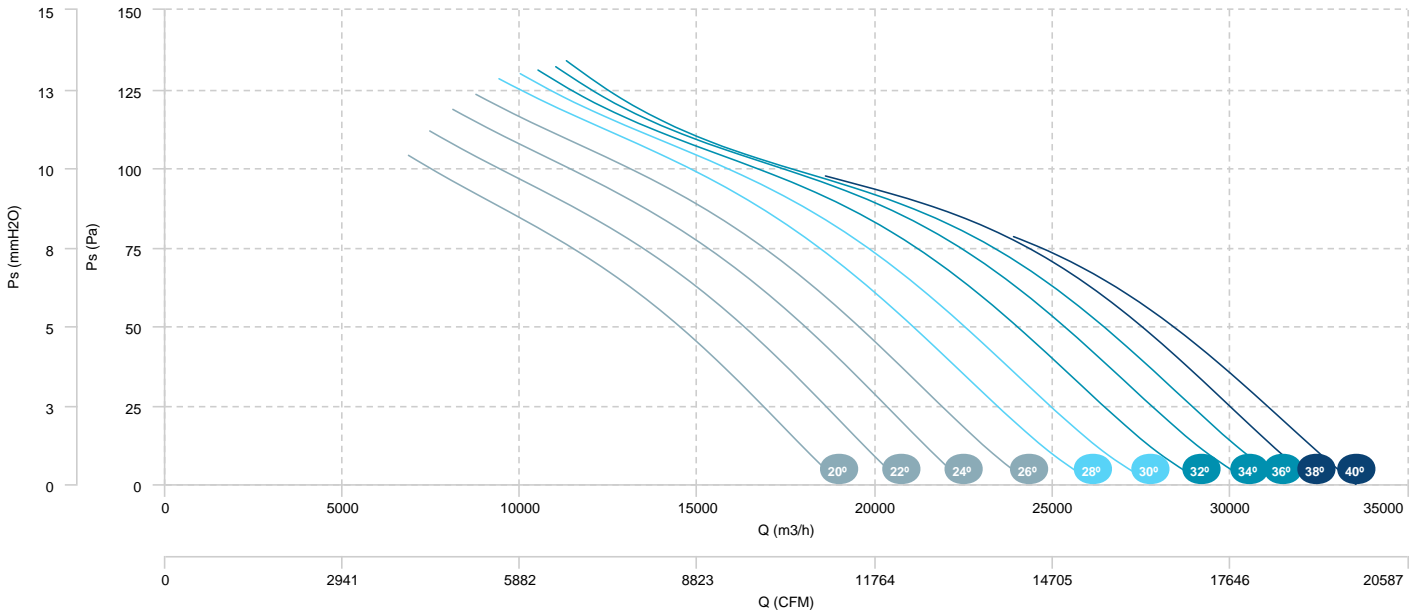
BOX HB 100 T4/T8 5,5/1,1kW (A6:3)

BOX HB 100 T4/T8 7,5/1,5kW (A6:3)

BOX HB 100 T4/T8 11/3kW (A6:3)

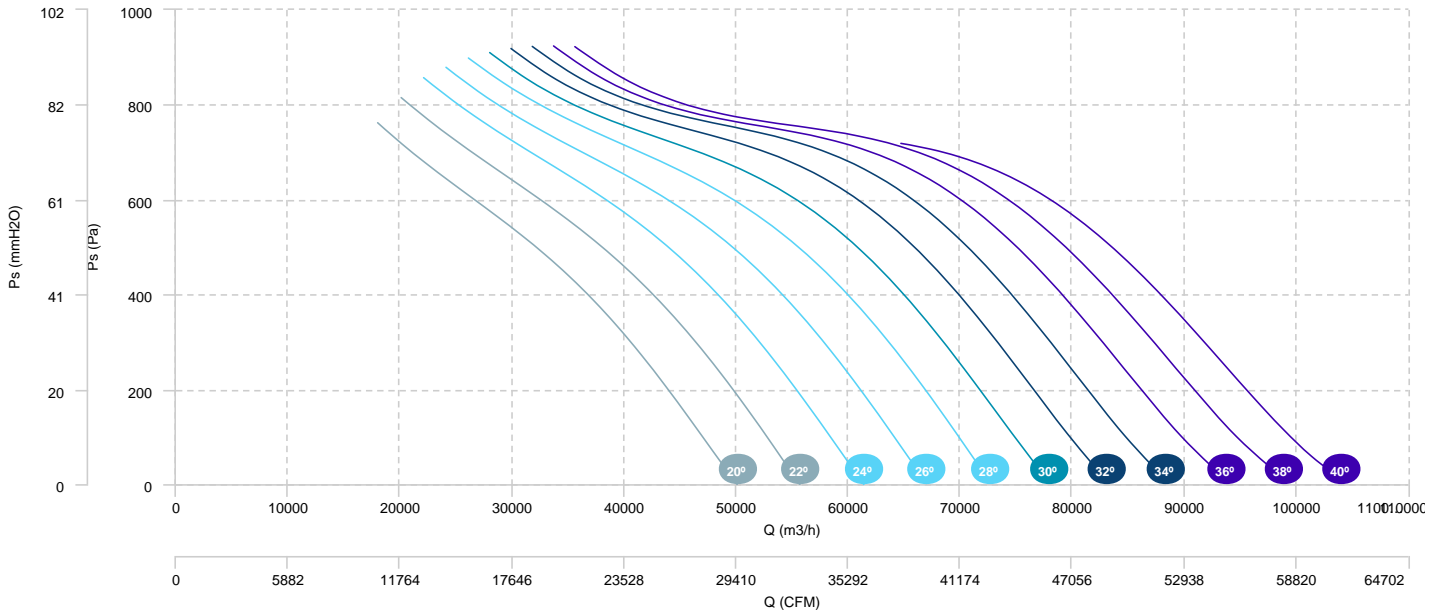
BOX HB 100 T4/T8 15/3,5kW (A6:3)

AIR FLOW - PRESSURE (8 poles)

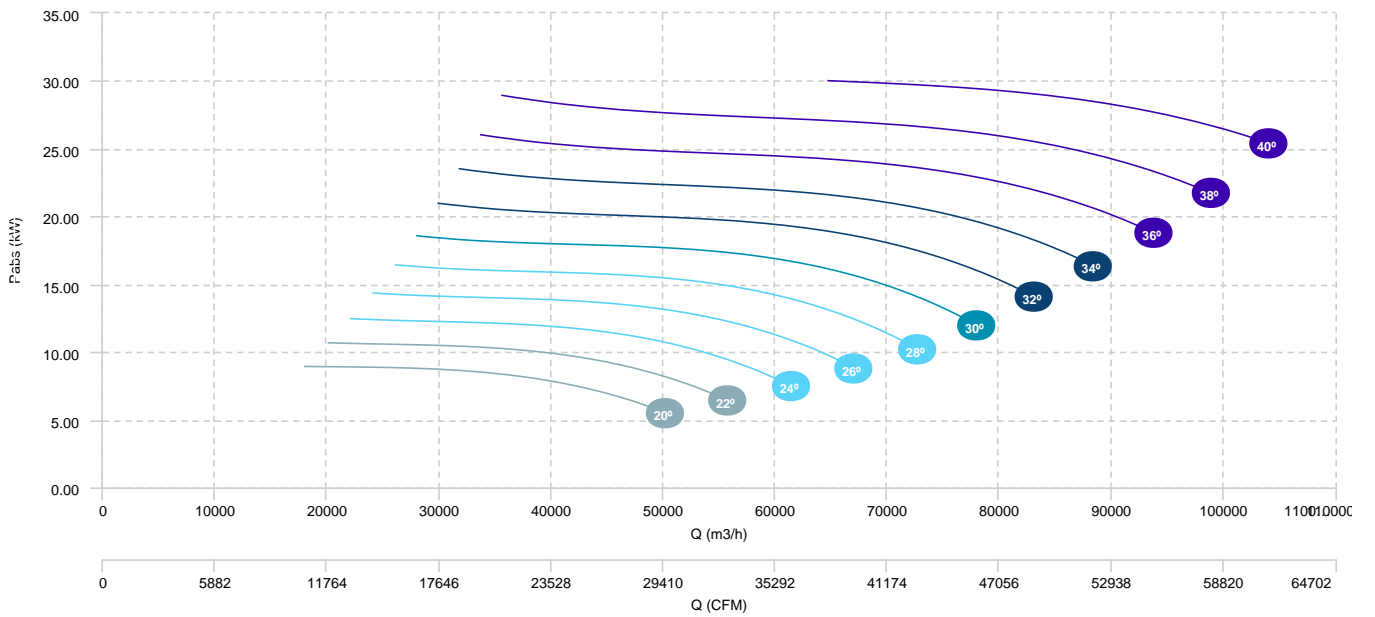


BOX HB 112 T4 11kW (A6:6)	BOX HB 112 T4 15kW (A6:6)	BOX HB 112 T4 18,5kW (A6:6)
BOX HB 112 T4 22kW (A6:6)	BOX HB 112 T4 30kW (A6:6)	

AIR FLOW - PRESSURE

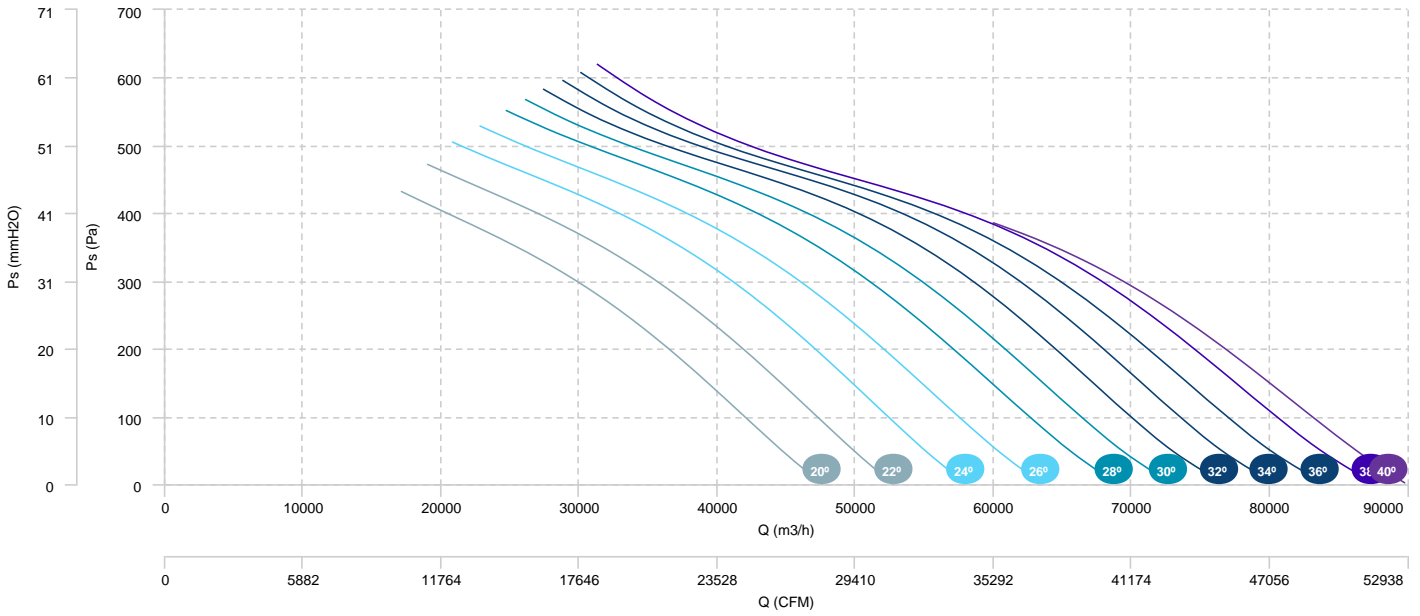


AIR FLOW - ABSORBED POWER

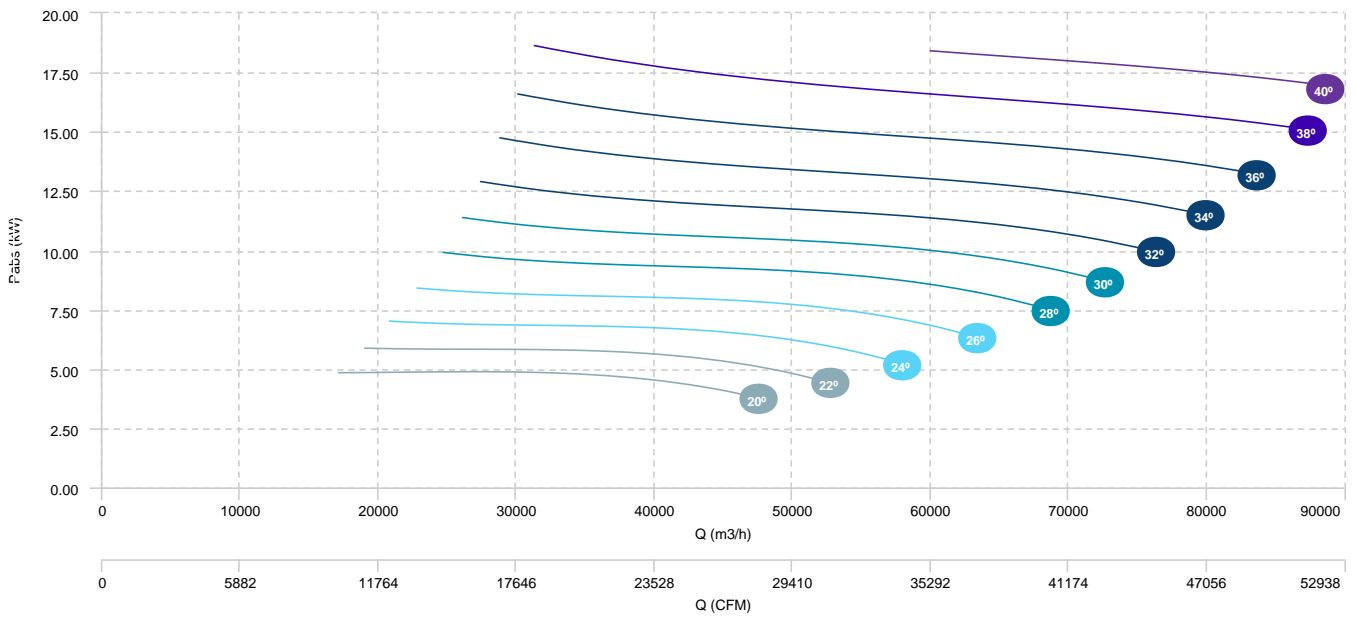


BOX HB 112 T4 5,5kW (A6:3)	BOX HB 112 T4 7,5kW (A6:3)	BOX HB 112 T4 11kW (A6:3)
BOX HB 112 T4 15kW (A6:3)	BOX HB 112 T4 18,5kW (A6:3)	BOX HB 112 T4 22kW (A6:3)

AIR FLOW - PRESSURE

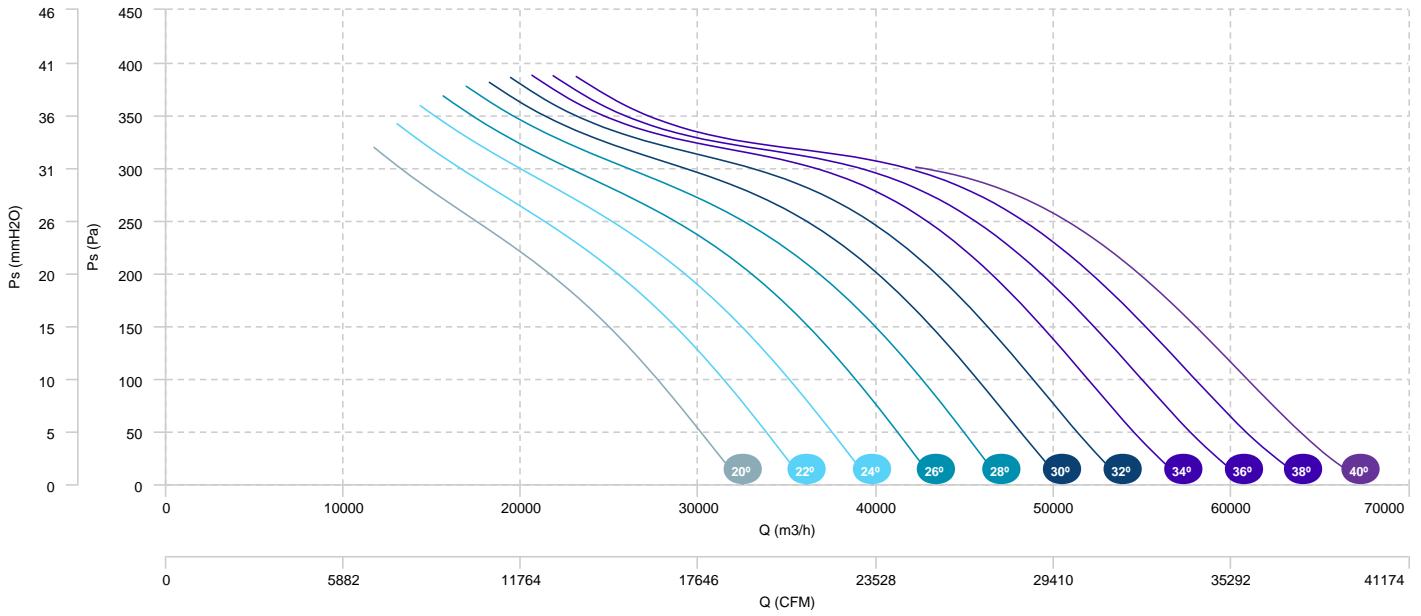


AIR FLOW - ABSORBED POWER

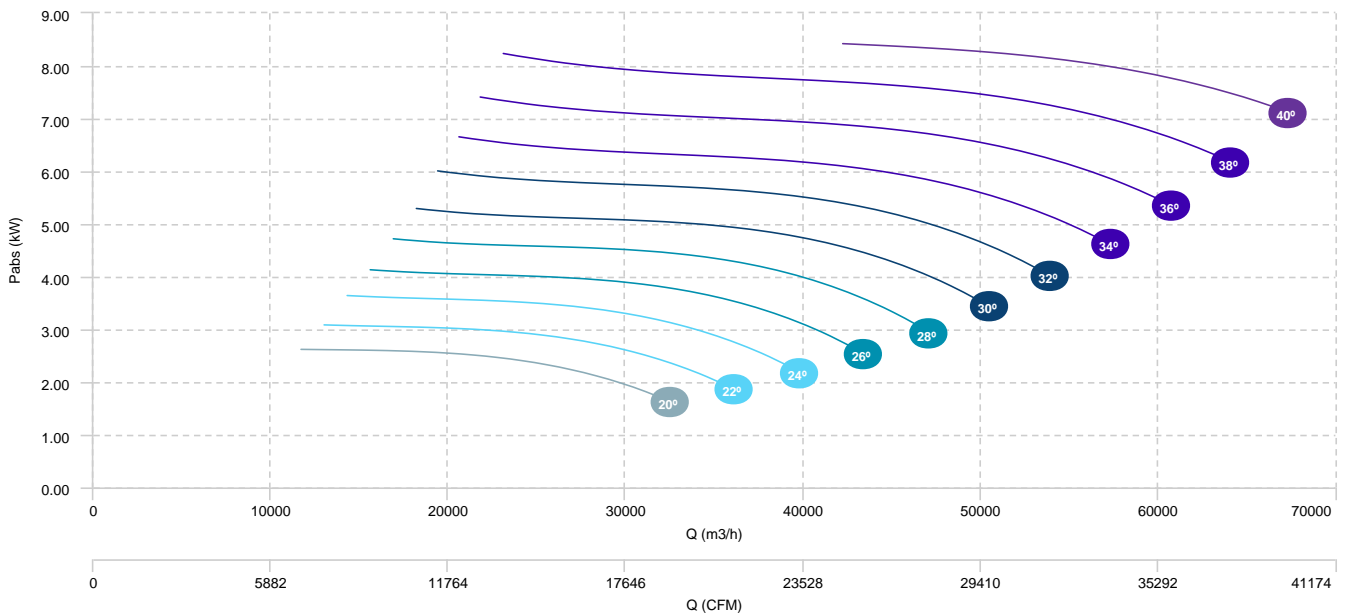


BOX HB 112 T6 2,2kW (A6:6)	BOX HB 112 T6 3kW (A6:6)	BOX HB 112 T6 4kW (A6:6)
BOX HB 112 T6 5,5kW (A6:6)	BOX HB 112 T6 7,5kW (A6:6)	BOX HB 112 T6 11kW (A6:6)

AIR FLOW - PRESSURE

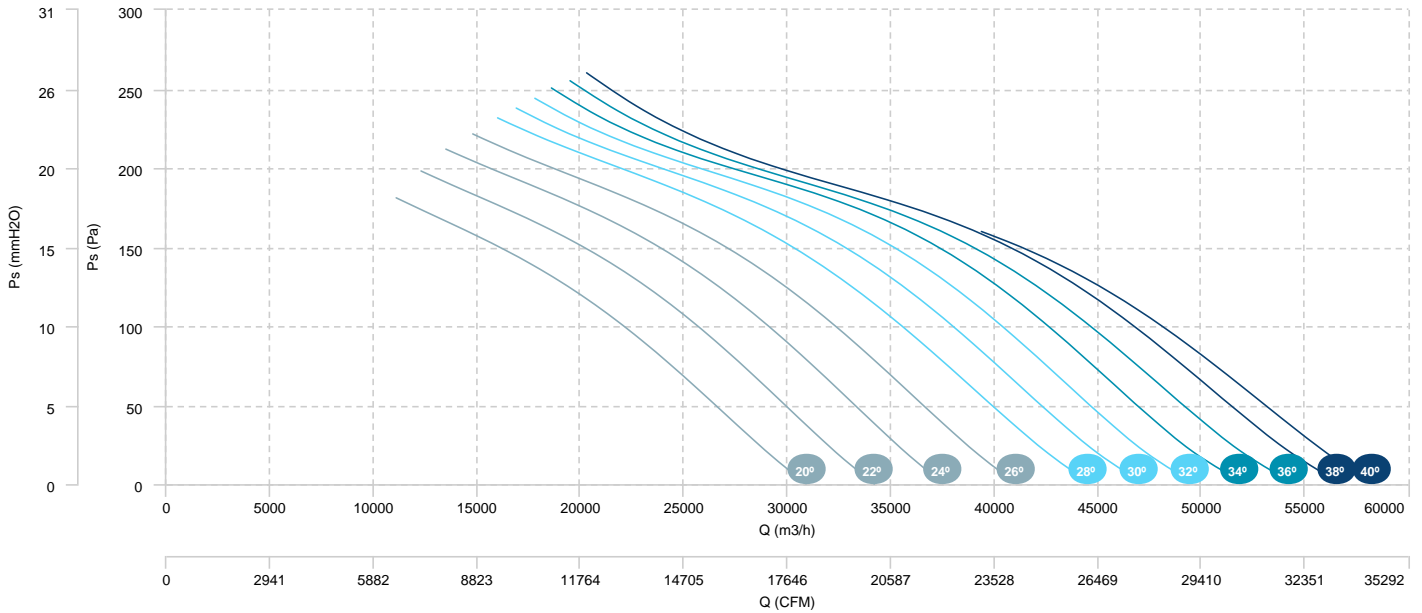


AIR FLOW - ABSORBED POWER

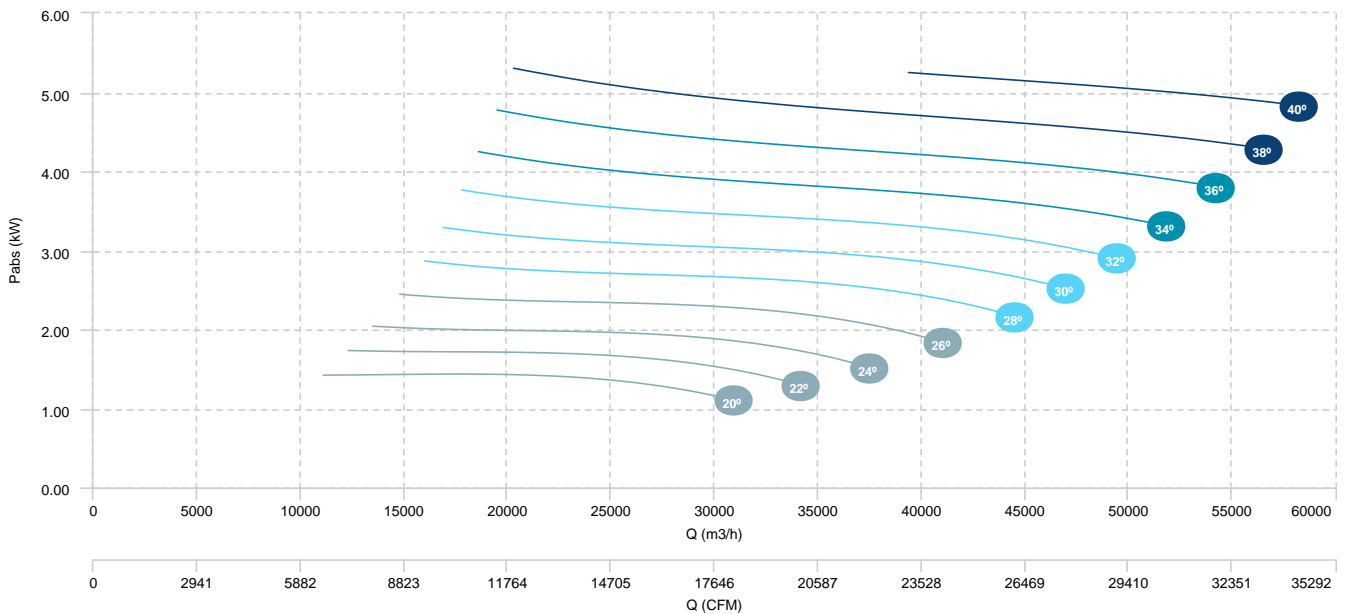


- BOX HB 112 T6 2,2kW (A6:3)
- BOX HB 112 T6 3kW (A6:3)
- BOX HB 112 T6 4kW (A6:3)
- BOX HB 112 T6 5,5kW (A6:3)

AIR FLOW - PRESSURE

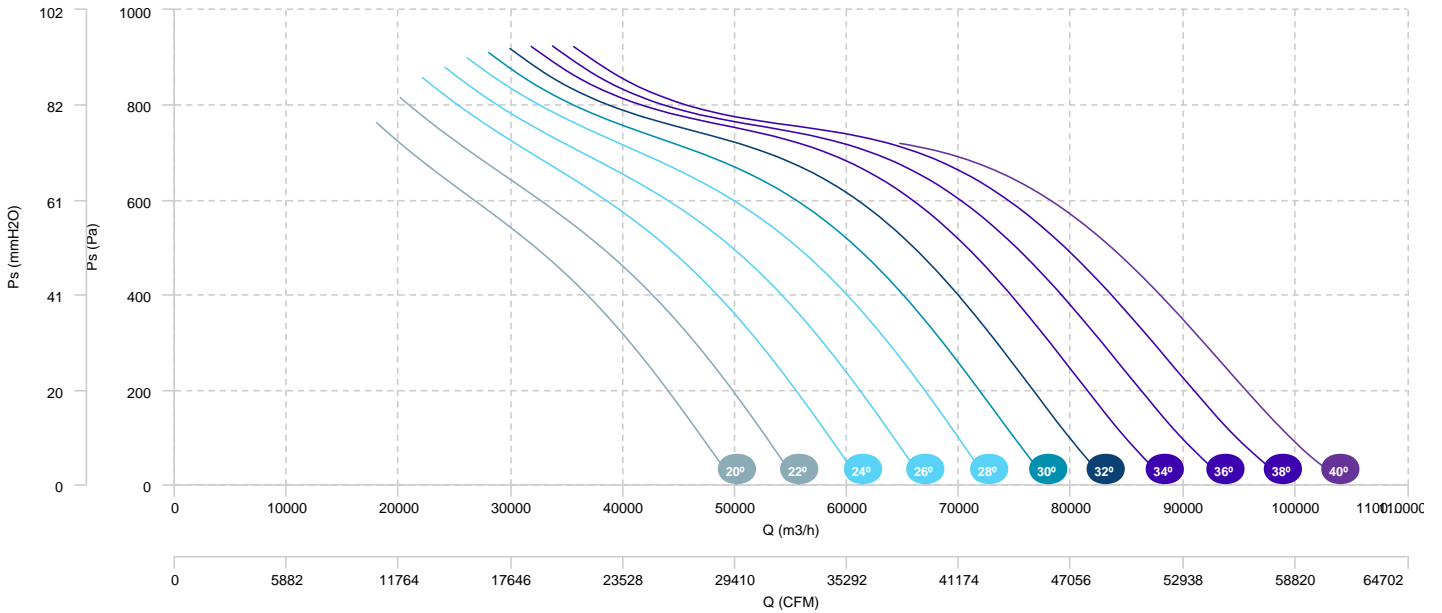


AIR FLOW - ABSORBED POWER

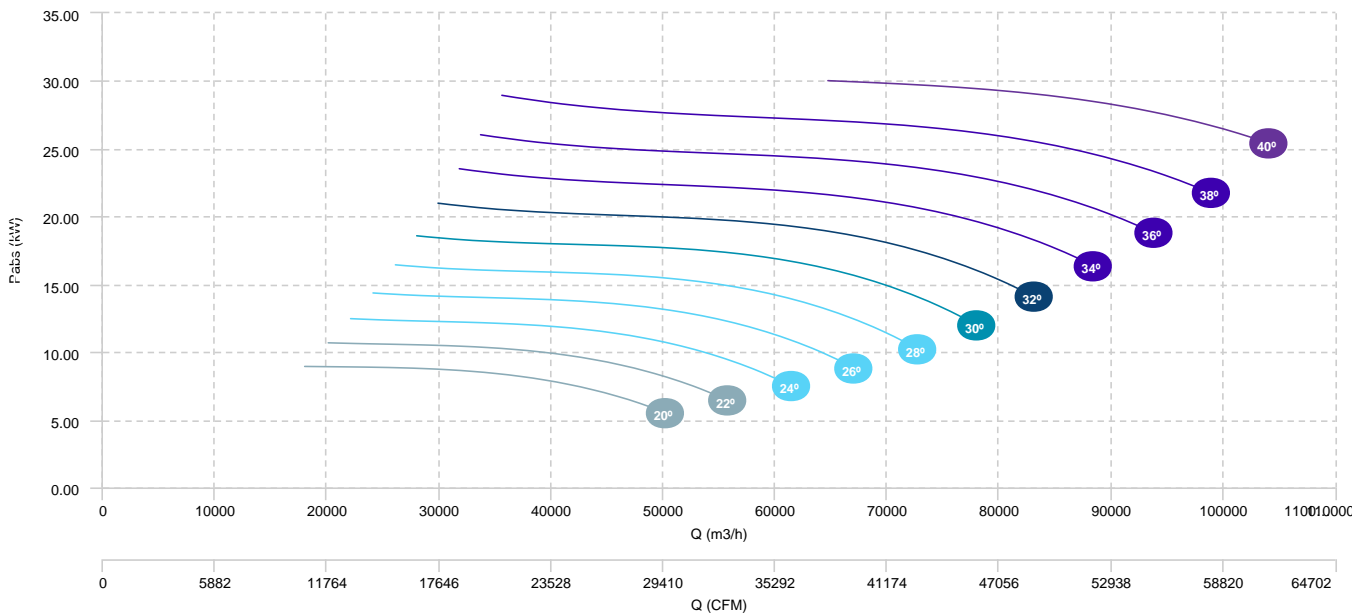


BOX HB 112 T4/T8 11/3kW (A6:6)	BOX HB 112 T4/T8 15/3,5kW (A6:6)	BOX HB 112 T4/T8 17/4,3kW (A6:6)
BOX HB 112 T4/T8 20/5kW (A6:6)	BOX HB 112 T4/T8 28/6,5kW (A6:6)	BOX HB 112 T4/T8 35/8kW (A6:6)

AIR FLOW - PRESSURE (4 poles)

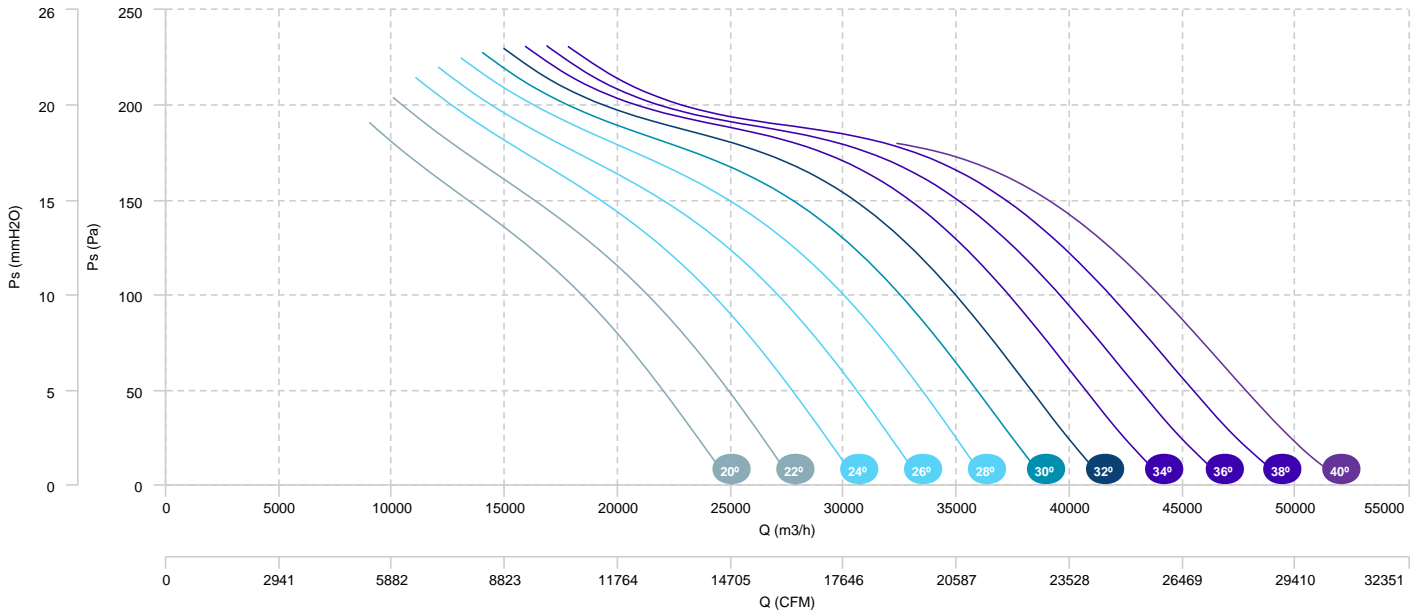


AIR FLOW - ABSORBED POWER (4 poles)



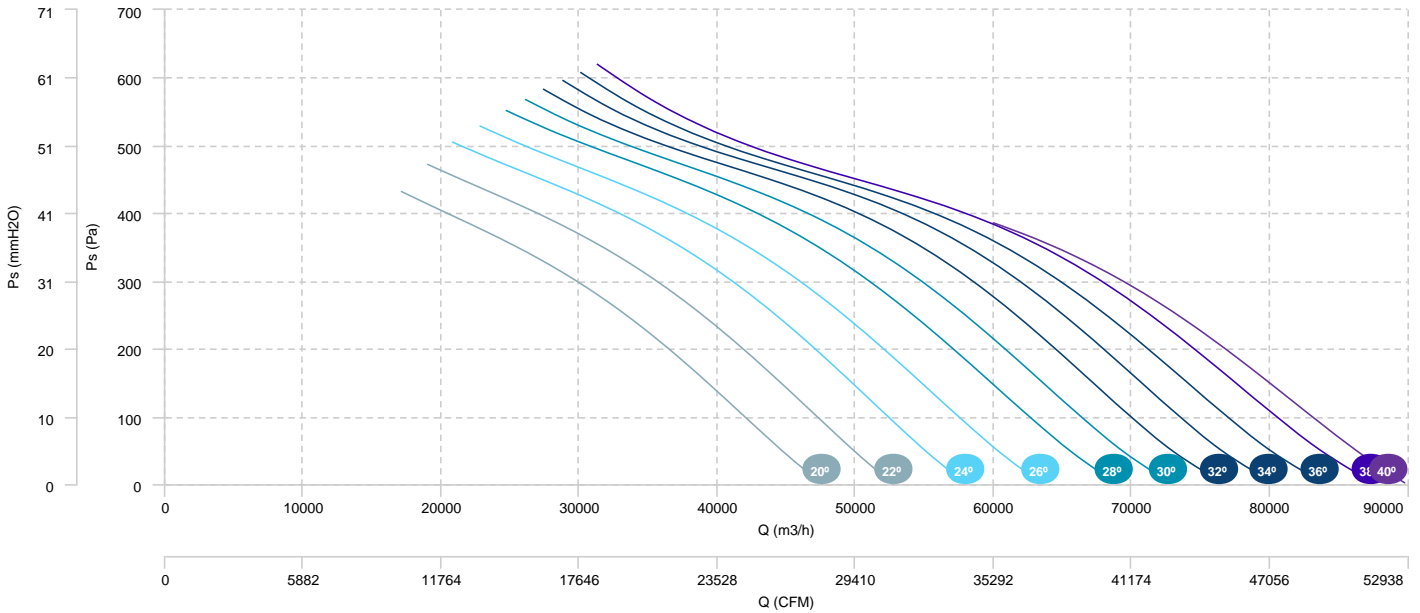
BOX HB 112 T4/T8 11/3kW (A6:6)	BOX HB 112 T4/T8 15/3,5kW (A6:6)	BOX HB 112 T4/T8 17/4,3kW (A6:6)
BOX HB 112 T4/T8 20/5kW (A6:6)	BOX HB 112 T4/T8 28/6,5kW (A6:6)	BOX HB 112 T4/T8 35/8kW (A6:6)

AIR FLOW - PRESSURE (8 poles)

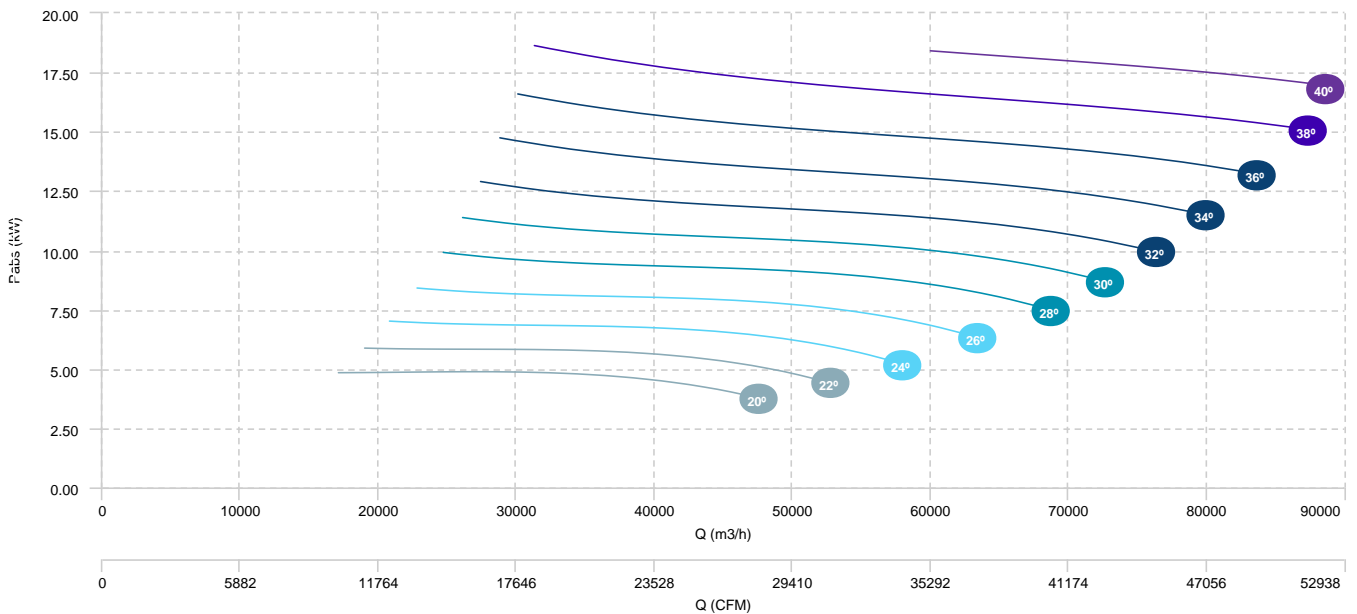


BOX HB 112 T4/T8 5,5/1,1kW (A6:3)	BOX HB 112 T4/T8 7,5/1,5kW (A6:3)	BOX HB 112 T4/T8 11/3kW (A6:3)
BOX HB 112 T4/T8 15/3,5kW (A6:3)	BOX HB 112 T4/T8 17/4,3kW (A6:3)	BOX HB 112 T4/T8 20/5kW (A6:3)

AIR FLOW - PRESSURE (4 poles)

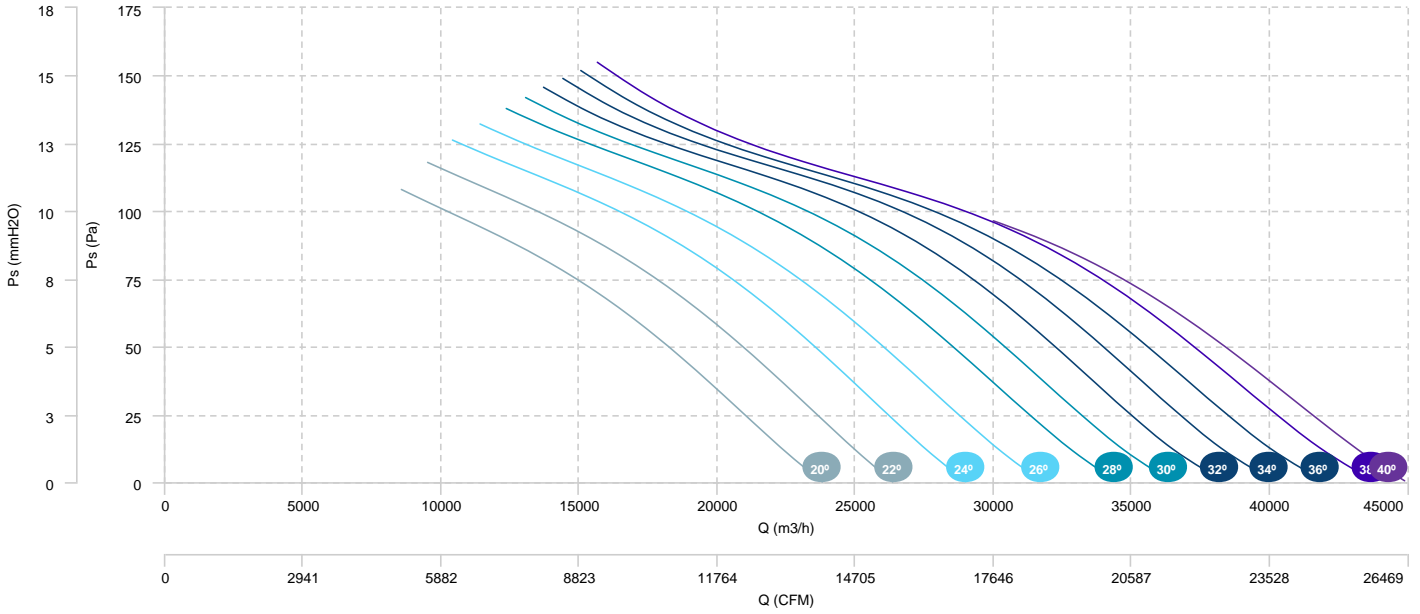


AIR FLOW - ABSORBED POWER (4 poles)



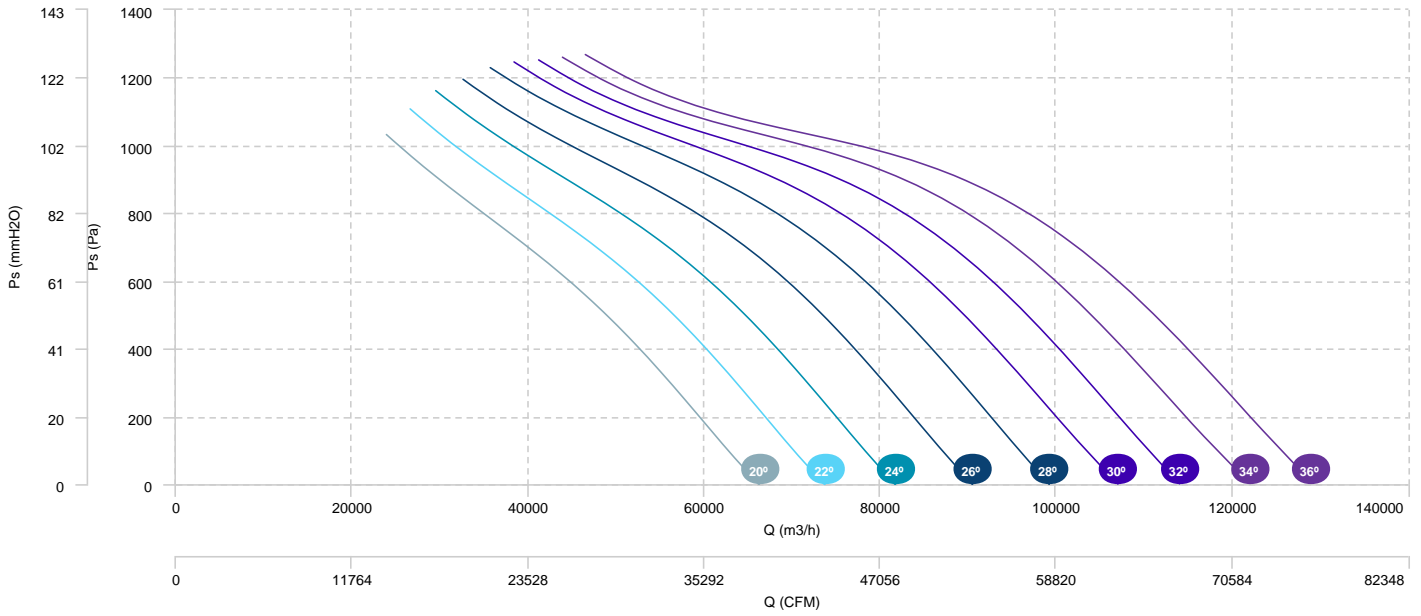
BOX HB 112 T4/T8 5,5/1,1kW (A6:3)	BOX HB 112 T4/T8 7,5/1,5kW (A6:3)	BOX HB 112 T4/T8 11/3kW (A6:3)
BOX HB 112 T4/T8 15/3,5kW (A6:3)	BOX HB 112 T4/T8 17/4,3kW (A6:3)	BOX HB 112 T4/T8 20/5kW (A6:3)

AIR FLOW - PRESSURE (8 poles)

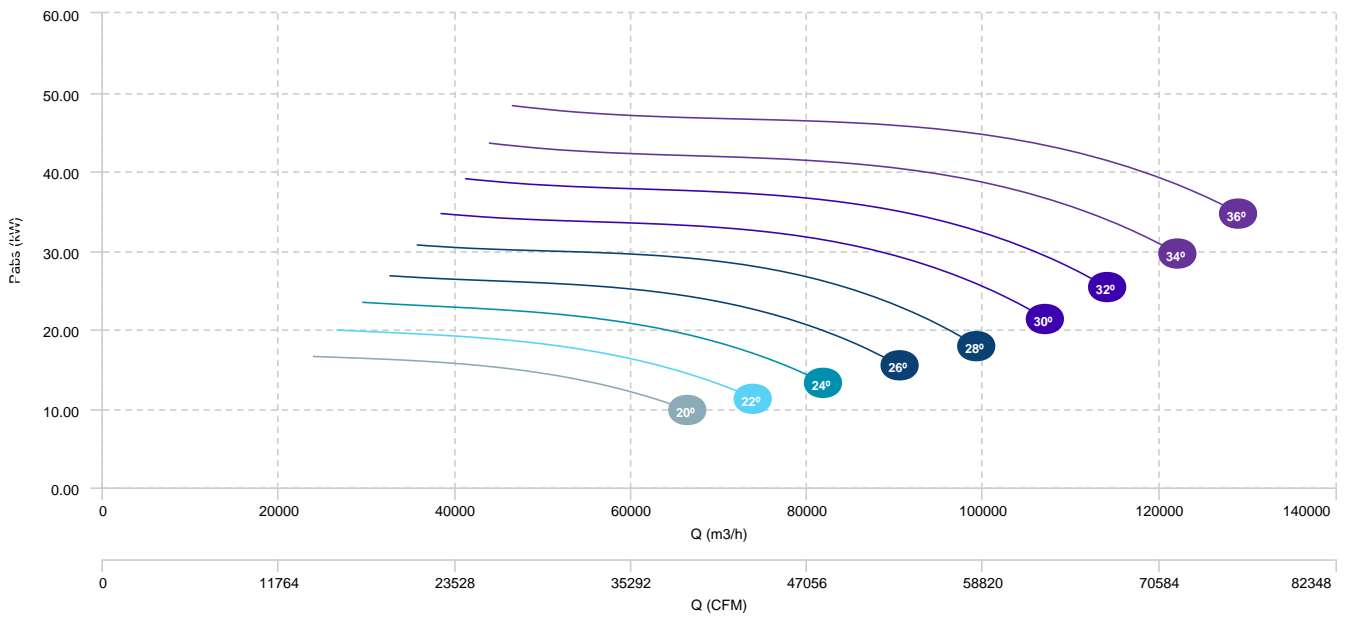


BOX HB 125 T4 15kW (A7:8)	BOX HB 125 T4 18,5kW (A7:8)	BOX HB 125 T4 22kW (A7:8)
BOX HB 125 T4 30kW (A7:8)	BOX HB 125 T4 37kW (A7:8)	BOX HB 125 T4 45kW (A7:8)

AIR FLOW - PRESSURE

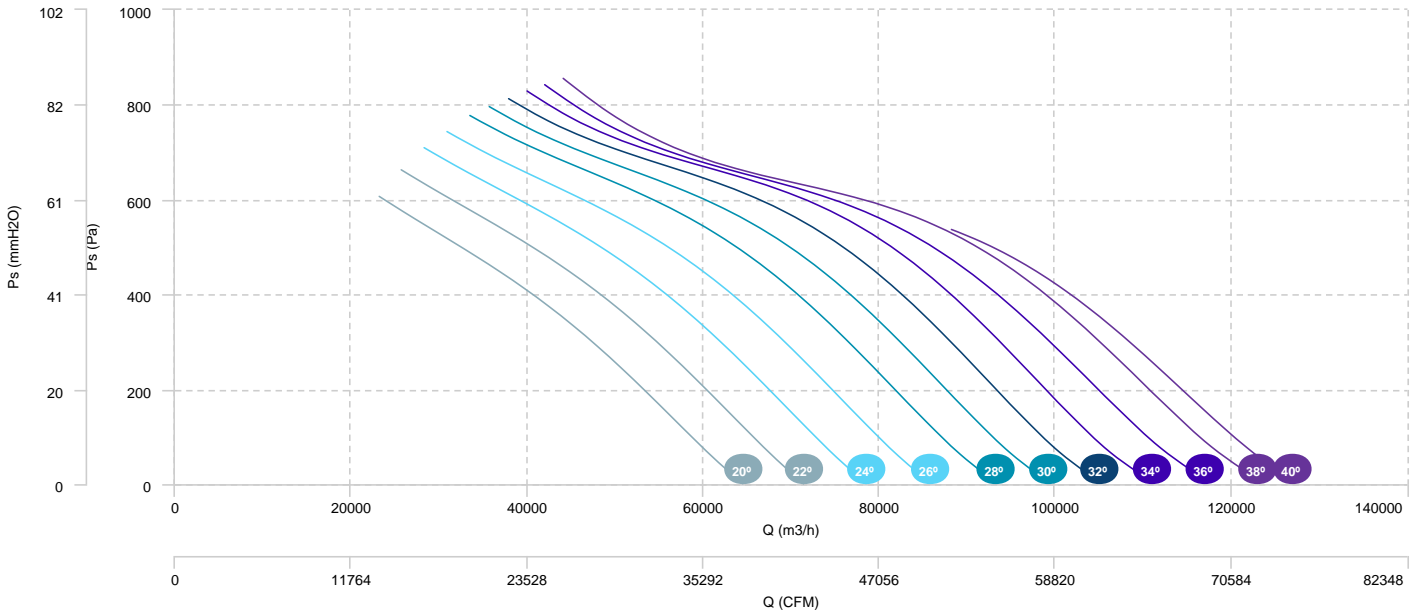


AIR FLOW - ABSORBED POWER

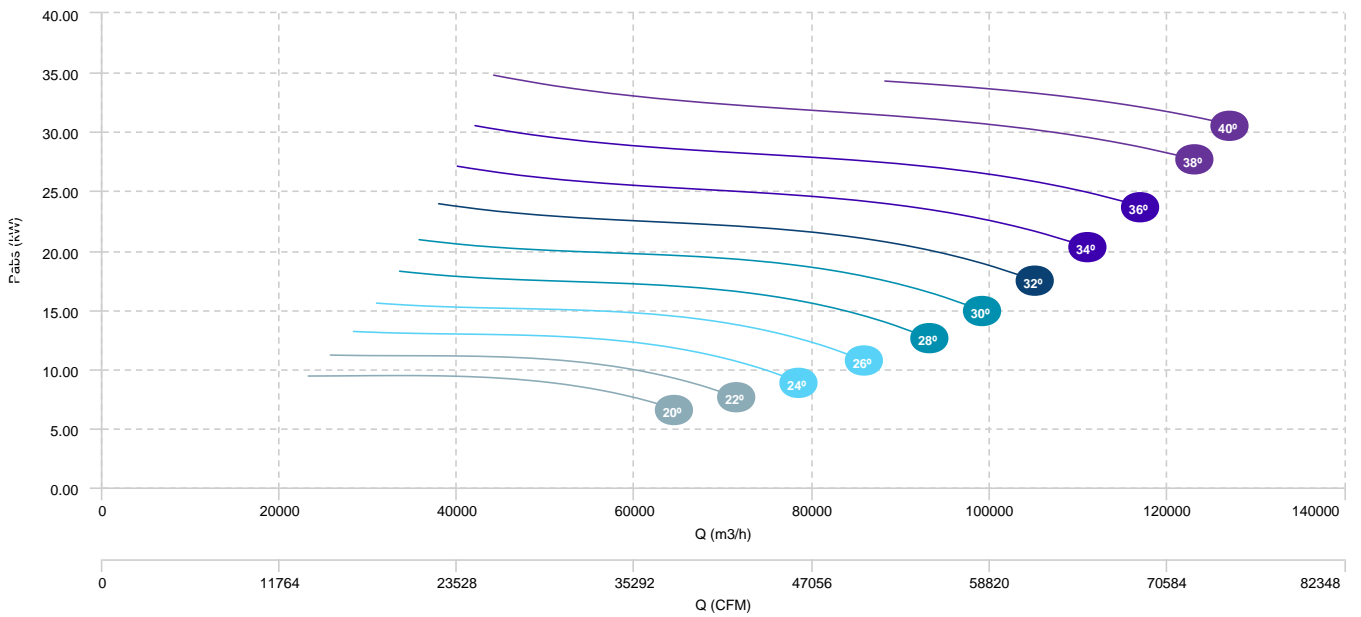


BOX HB 125 T4 11kW (A7:4)	BOX HB 125 T4 15kW (A7:4)	BOX HB 125 T4 18,5kW (A7:4)
BOX HB 125 T4 22kW (A7:4)	BOX HB 125 T4 30kW (A7:4)	BOX HB 125 T4 37kW (A7:4)

AIR FLOW - PRESSURE



AIR FLOW - ABSORBED POWER



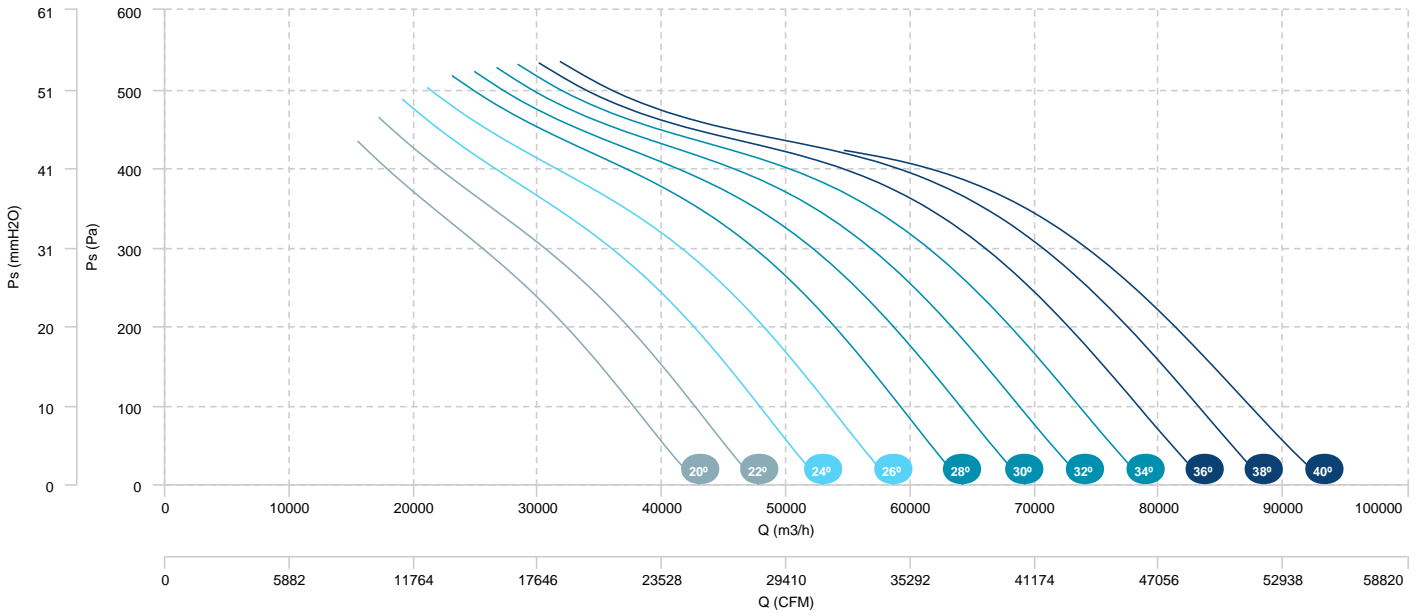
BOX HB 125 T6 5,5kW (A7:8)

BOX HB 125 T6 7,5kW (A7:8)

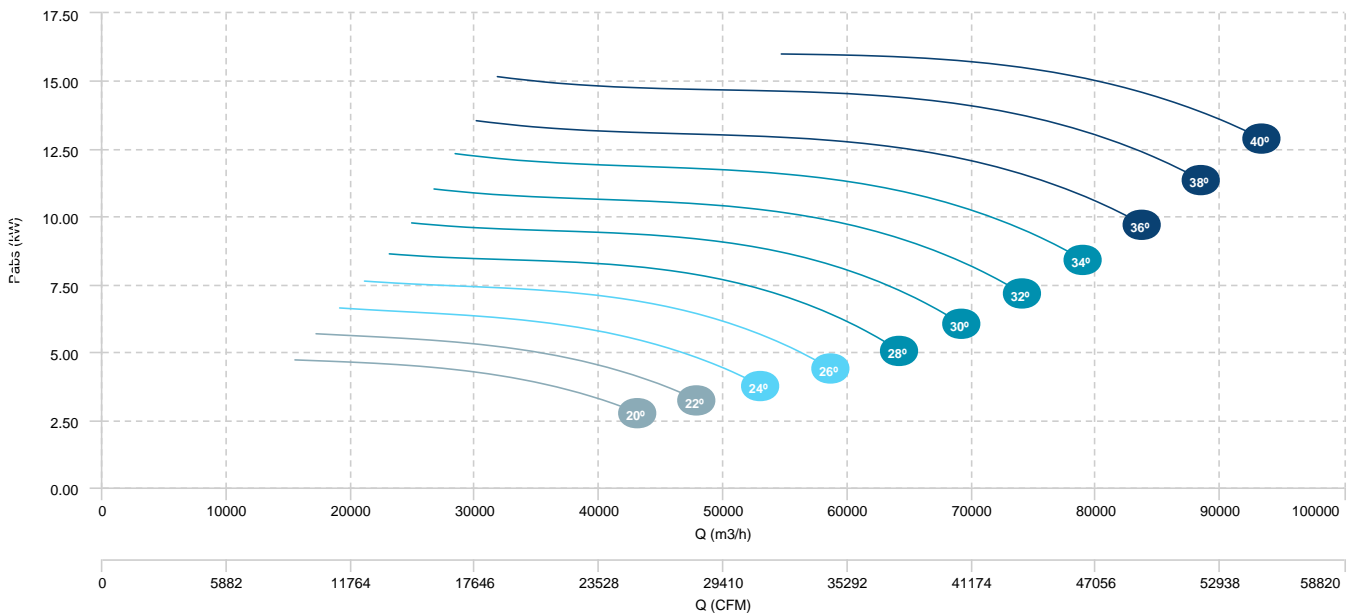
BOX HB 125 T6 11kW (A7:8)

BOX HB 125 T6 15kW (A7:8)

AIR FLOW - PRESSURE

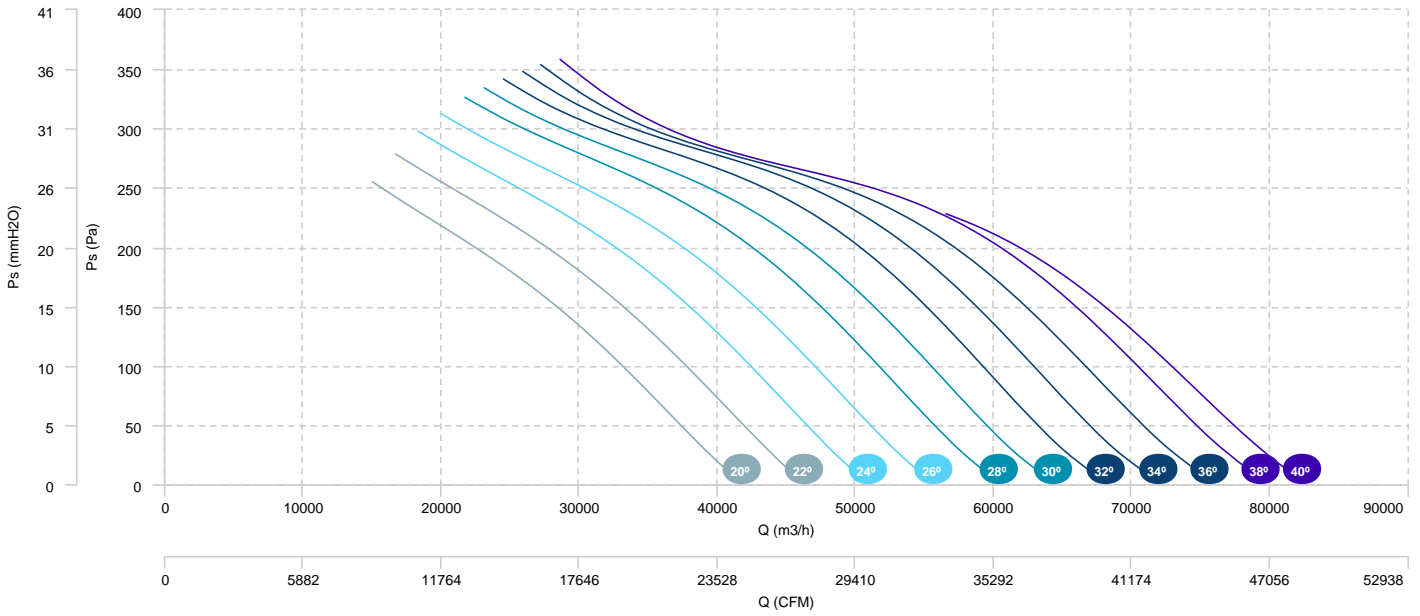


AIR FLOW - ABSORBED POWER

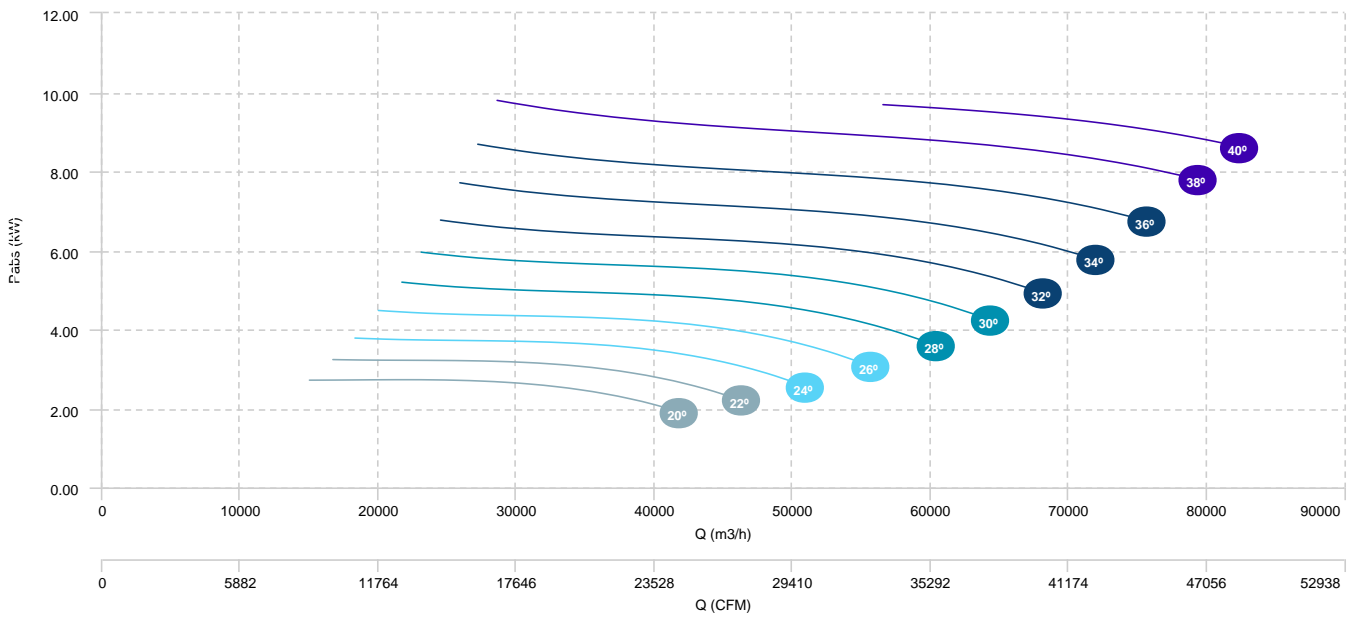


BOX HB 125 T6 3kW (A7:4)	BOX HB 125 T6 4kW (A7:4)	BOX HB 125 T6 5,5kW (A7:4)
BOX HB 125 T6 7,5kW (A7:4)	BOX HB 125 T6 11kW (A7:4)	

AIR FLOW - PRESSURE

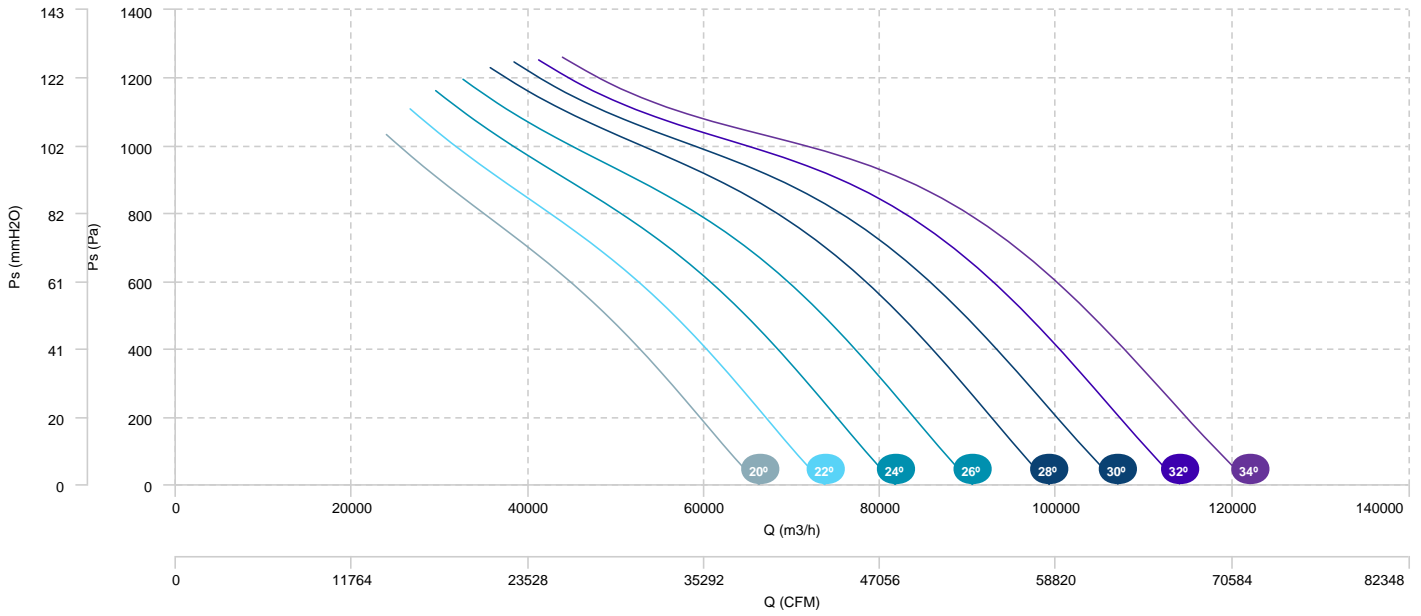


AIR FLOW - ABSORBED POWER

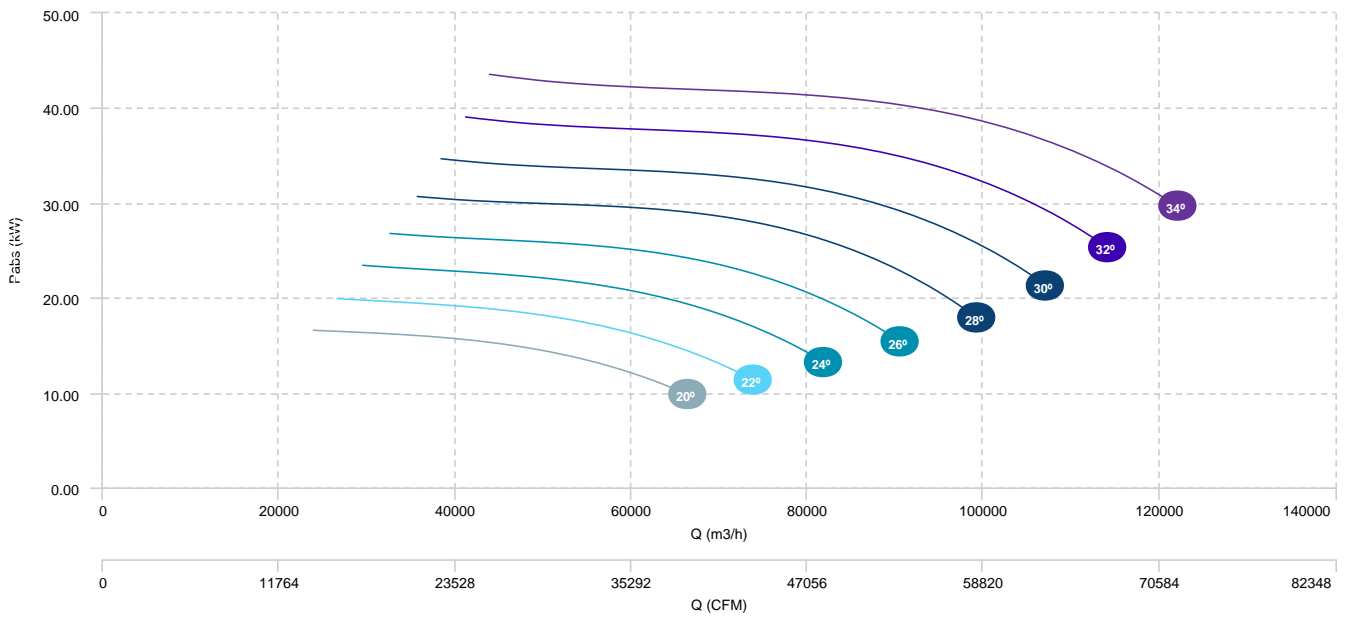


BOX HB 125 T4/T8 15/3,5kW (A7:8)	BOX HB 125 T4/T8 20/5kW (A7:8)	BOX HB 125 T4/T8 28/6,5kW (A7:8)
BOX HB 125 T4/T8 35/8kW (A7:8)	BOX HB 125 T4/T8 37/9,2kW (A7:8)	BOX HB 125 T4/T8 44/11kW (A7:8)

AIR FLOW - PRESSURE (4 poles)

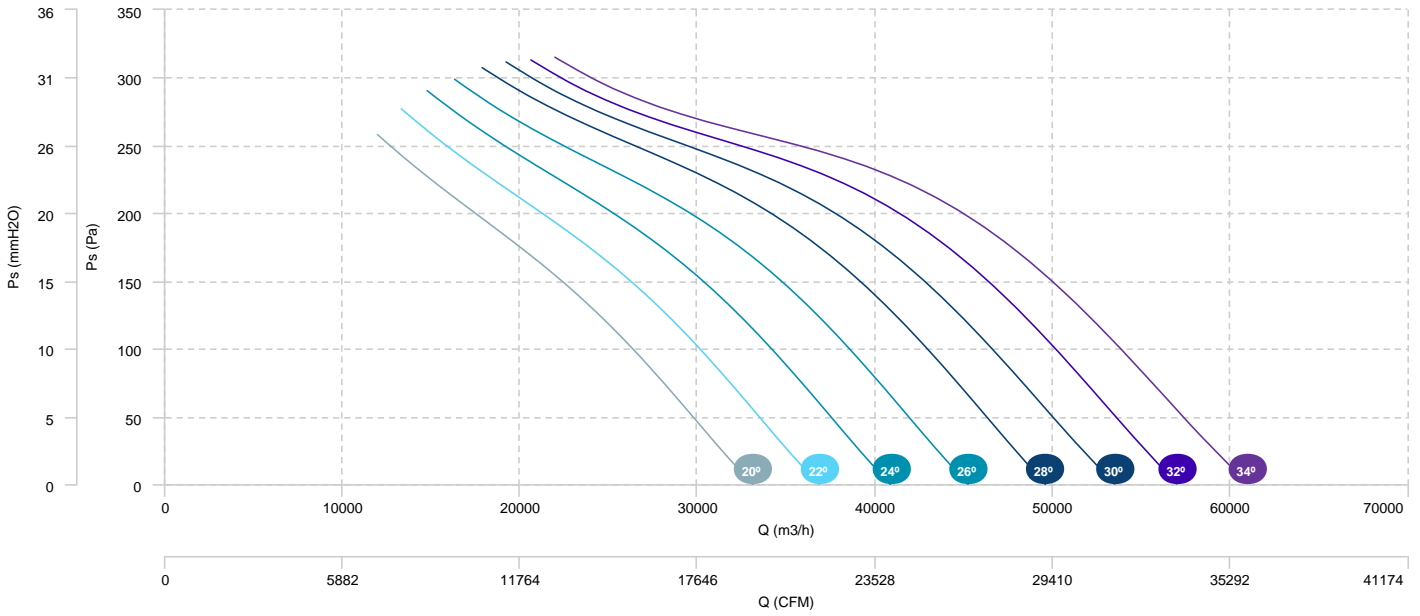


AIR FLOW - ABSORBED POWER (4 poles)



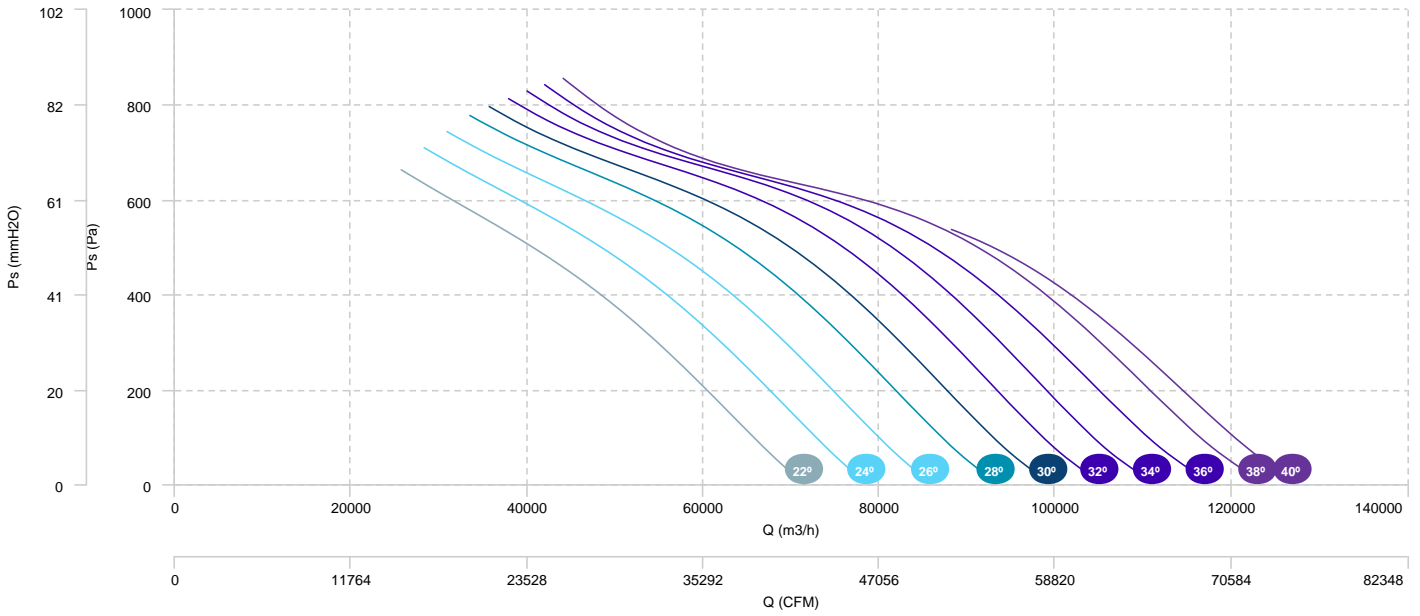
BOX HB 125 T4/T8 15/3,5kW (A7:8)	BOX HB 125 T4/T8 20/5kW (A7:8)	BOX HB 125 T4/T8 28/6,5kW (A7:8)
BOX HB 125 T4/T8 35/8kW (A7:8)	BOX HB 125 T4/T8 37/9,2kW (A7:8)	BOX HB 125 T4/T8 44/11kW (A7:8)

AIR FLOW - PRESSURE (8 poles)

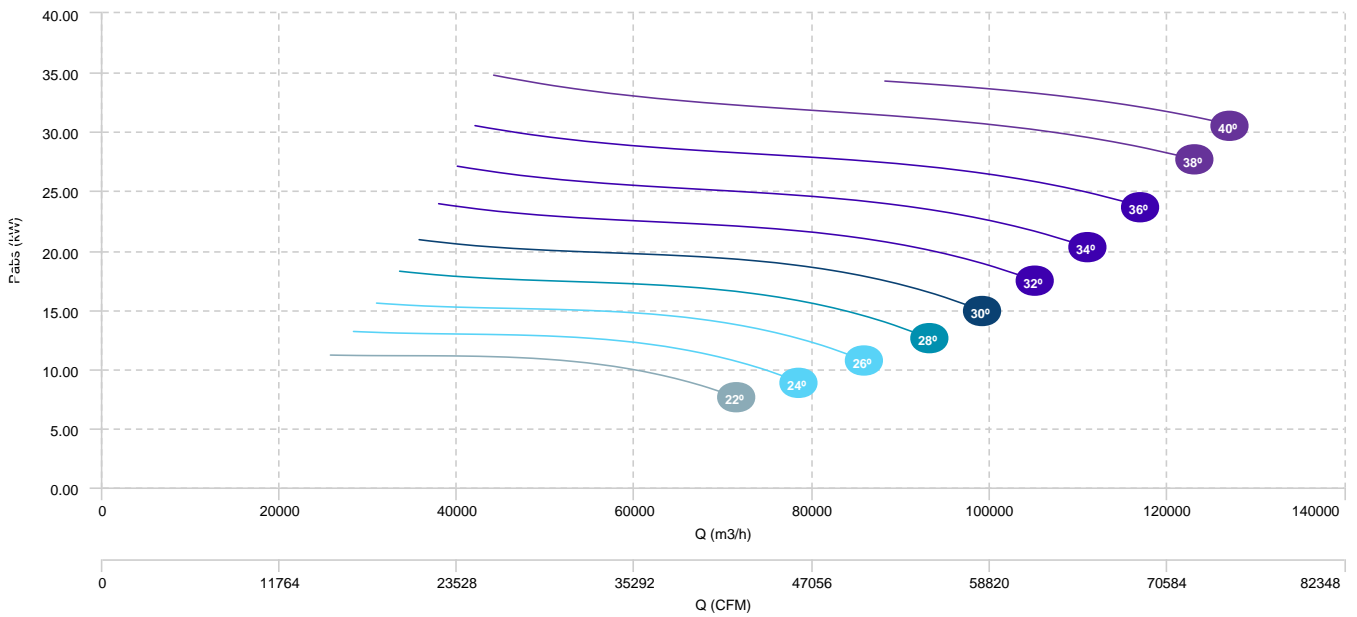


BOX HB 125 T4/T8 11/3kW (A7:4)	BOX HB 125 T4/T8 15/3,5kW (A7:4)	BOX HB 125 T4/T8 17/4,3kW (A7:4)
BOX HB 125 T4/T8 20/5kW (A7:4)	BOX HB 125 T4/T8 28/6,5kW (A7:4)	BOX HB 125 T4/T8 35/8kW (A7:4)

AIR FLOW - PRESSURE (4 poles)

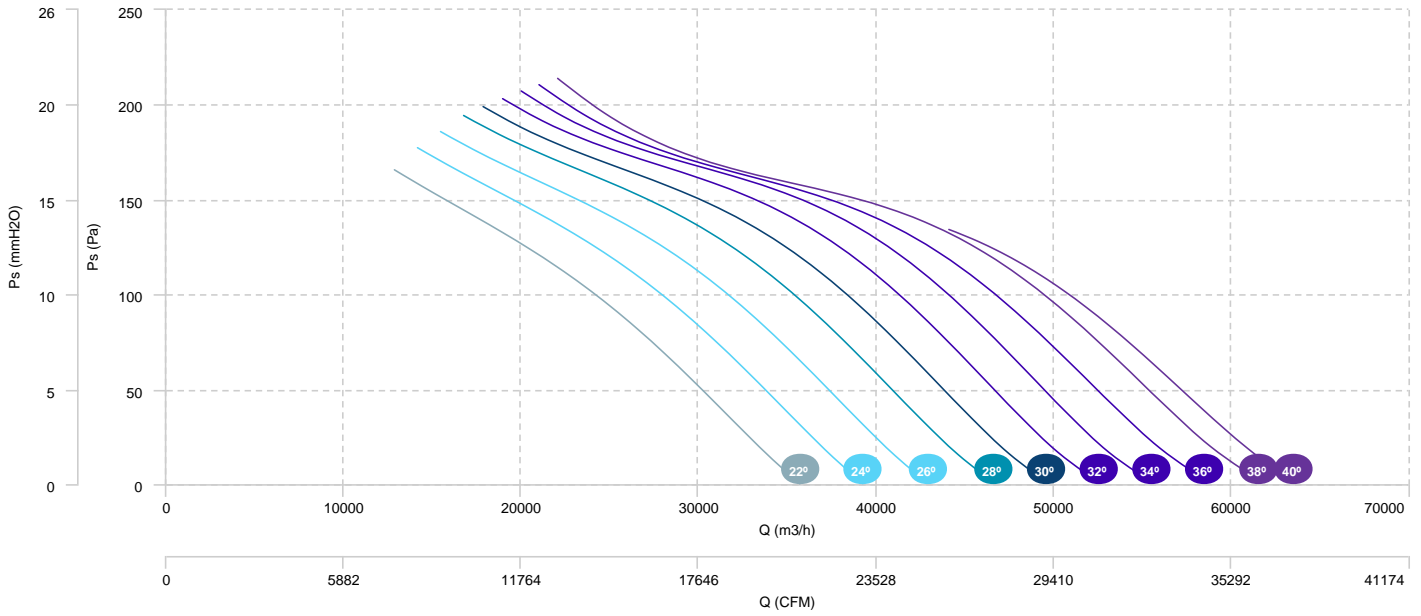


AIR FLOW - ABSORBED POWER (4 poles)



BOX HB 125 T4/T8 11/3kW (A7:4)	BOX HB 125 T4/T8 15/3,5kW (A7:4)	BOX HB 125 T4/T8 17/4,3kW (A7:4)
BOX HB 125 T4/T8 20/5kW (A7:4)	BOX HB 125 T4/T8 28/6,5kW (A7:4)	BOX HB 125 T4/T8 35/8kW (A7:4)

AIR FLOW - PRESSURE (8 poles)



Sound data

Sound / 2 poles

Sound power Lw dB (A)										
Model		63 Hz	125 Hz	250 Hz	500 Hz	1000 Hz	2000 Hz	4000 Hz	8000 Hz	Total
BOX HB 40 T2 1,1kW (A0:6) (30°)	Inlet	58	65	70	74	77	79	80	72	84
BOX HB 45 T2 1,5kW (A0:6) (25°)	Inlet	59	68	73	80	85	85	86	82	91
BOX HB 45 T2 2,2kW (A0:6) (35°)	Inlet	59	66	71	76	79	79	81	75	86

Sound / 4 poles

Sound power Lw dB (A)										
Model		63 Hz	125 Hz	250 Hz	500 Hz	1000 Hz	2000 Hz	4000 Hz	8000 Hz	Total
BOX HB 40 M4 0,25kW (A0:6) (40°)	Inlet	48	55	60	64	67	68	68	62	74
BOX HB 40 T4 0,25kW (A0:6) (40°)	Inlet	48	55	60	64	67	68	68	62	74
BOX HB 45 M4 0,37kW (A0:6) (40°)	Inlet	36	54	66	71	73	67	60	55	76
BOX HB 45 T4 0,55kW (A0:6) (45°)	Inlet	47	54	60	64	66	67	67	61	73
BOX HB 50 M4 0,55kW (A0:6) (40°)	Inlet	48	56	61	65	68	69	69	62	75
BOX HB 50 T4 0,55kW (A0:6) (45°)	Inlet	48	56	61	65	68	69	69	62	75
BOX HB 56 M4 0,37kW (A5:6) (20°)	Inlet	49	57	64	71	77	72	74	66	81
BOX HB 56 M4 0,55kW (A2:6) (25°)	Inlet	47	54	62	70	72	73	74	69	79
BOX HB 56 M4 0,55kW (A2:6) (20°)	Inlet	43	51	61	70	72	72	73	69	79
BOX HB 56 M4 0,55kW (A5:6) (25°)	Inlet	51	59	64	72	76	73	75	67	81
BOX HB 56 T4 0,37kW (A5:6) (20°)	Inlet	49	57	64	71	77	72	74	66	81
BOX HB 56 T4 0,55kW (A2:6) (25°)	Inlet	47	54	62	70	72	73	74	69	79
BOX HB 56 T4 0,55kW (A2:6) (20°)	Inlet	43	51	61	70	72	72	73	69	79
BOX HB 56 T4 0,55kW (A2:9) (20°)	Inlet	51	55	64	70	73	73	74	66	79
BOX HB 56 T4 0,55kW (A5:6) (25°)	Inlet	51	59	64	72	76	73	75	67	81
BOX HB 56 T4 0,75kW (A2:6) (32.5°)	Inlet	50	57	62	68	70	72	72	67	77
BOX HB 56 T4 0,75kW (A2:6) (30°)	Inlet	49	56	62	68	70	71	73	67	77
BOX HB 56 T4 0,75kW (A2:6) (27.5°)	Inlet	48	55	62	69	71	72	73	67	78
BOX HB 56 T4 0,75kW (A2:9) (25°)	Inlet	50	55	64	70	73	73	74	68	79
BOX HB 56 T4 0,75kW (A5:6) (32.5°)	Inlet	51	58	63	72	72	73	76	67	80
BOX HB 56 T4 0,75kW (A5:6) (30°)	Inlet	53	60	65	74	75	75	77	69	82
BOX HB 56 T4 1,1kW (A2:6) (42.5°)	Inlet	52	58	64	69	71	73	73	67	78
BOX HB 56 T4 1,1kW (A2:6) (40°)	Inlet	51	58	63	68	71	72	73	67	78
BOX HB 56 T4 1,1kW (A2:6) (37.5°)	Inlet	50	57	62	68	70	72	73	67	78
BOX HB 56 T4 1,1kW (A2:6) (35°)	Inlet	49	56	61	68	70	72	72	67	77
BOX HB 56 T4 1,1kW (A2:9) (35°)	Inlet	50	56	65	70	73	74	76	70	80
BOX HB 56 T4 1,1kW (A2:9) (32.5°)	Inlet	50	56	65	70	73	74	75	70	80
BOX HB 56 T4 1,1kW (A2:9) (30°)	Inlet	51	56	64	70	74	74	75	70	80

Sound power Lw dB (A)

Model		63 Hz	125 Hz	250 Hz	500 Hz	1000 Hz	2000 Hz	4000 Hz	8000 Hz	Total
BOX HB 56 T4 1,1kW (A2:9) (27.5°)	Inlet	51	56	64	70	73	74	75	69	80
BOX HB 56 T4 1,1kW (A5:6) (37.5°)	Inlet	51	58	63	72	71	73	75	66	79
BOX HB 56 T4 1,1kW (A5:6) (35°)	Inlet	50	57	62	71	70	72	75	66	79
BOX HB 56 T4 1,5kW (A2:6) (45°)	Inlet	53	57	65	69	72	74	73	68	79
BOX HB 56 T4 1,5kW (A2:9) (42.5°)	Inlet	50	57	66	70	73	74	75	69	80
BOX HB 56 T4 1,5kW (A2:9) (40°)	Inlet	50	57	66	70	73	74	75	69	80
BOX HB 56 T4 1,5kW (A2:9) (37.5°)	Inlet	50	56	65	70	73	74	75	70	80
BOX HB 56 T4 1,5kW (A5:6) (40°)	Inlet	53	60	65	73	72	73	76	67	80
BOX HB 63 T4 0,55kW (A2:6) (20°)	Inlet	46	48	61	71	70	70	72	67	77
BOX HB 63 T4 0,75kW (A2:6) (25°)	Inlet	50	55	64	72	73	74	75	70	80
BOX HB 63 T4 0,75kW (A2:9) (20°)	Inlet	54	57	68	74	75	74	76	71	82
BOX HB 63 T4 0,75kW (A5:6) (25°)	Inlet	54	63	68	77	77	76	77	72	83
BOX HB 63 T4 1,1kW (A2:6) (32.5°)	Inlet	50	58	63	70	72	74	74	69	79
BOX HB 63 T4 1,1kW (A2:6) (30°)	Inlet	50	57	63	71	72	74	75	70	80
BOX HB 63 T4 1,1kW (A2:6) (27.5°)	Inlet	50	56	64	71	73	74	75	70	80
BOX HB 63 T4 1,1kW (A2:9) (25°)	Inlet	54	58	67	73	75	75	77	71	82
BOX HB 63 T4 1,1kW (A5:6) (30°)	Inlet	57	65	71	77	77	76	79	74	84
BOX HB 63 T4 1,5kW (A2:6) (40°)	Inlet	52	59	64	70	73	74	74	69	80
BOX HB 63 T4 1,5kW (A2:6) (37.5°)	Inlet	51	58	63	70	72	74	74	69	79
BOX HB 63 T4 1,5kW (A2:6) (35°)	Inlet	50	57	62	69	71	74	74	69	79
BOX HB 63 T4 1,5kW (A2:9) (32.5°)	Inlet	54	60	67	74	76	77	78	72	83
BOX HB 63 T4 1,5kW (A2:9) (30°)	Inlet	55	60	67	73	75	77	78	72	83
BOX HB 63 T4 1,5kW (A2:9) (27.5°)	Inlet	55	59	67	73	75	76	77	72	82
BOX HB 63 T4 1,5kW (A5:6) (35°)	Inlet	56	64	69	72	73	73	76	70	80
BOX HB 63 T4 1,5kW (A5:6) (32.5°)	Inlet	56	65	70	74	75	74	77	72	82
BOX HB 63 T4 2,2kW (A2:6) (45°)	Inlet	55	59	67	71	75	75	75	69	81
BOX HB 63 T4 2,2kW (A2:6) (42.5°)	Inlet	53	59	65	71	73	75	75	69	80
BOX HB 63 T4 2,2kW (A2:9) (42.5°)	Inlet	54	61	66	73	76	77	78	73	83
BOX HB 63 T4 2,2kW (A2:9) (40°)	Inlet	54	60	66	73	76	77	77	73	83
BOX HB 63 T4 2,2kW (A2:9) (37.5°)	Inlet	54	60	67	73	76	77	78	73	83
BOX HB 63 T4 2,2kW (A2:9) (35°)	Inlet	54	60	67	74	76	77	78	73	83
BOX HB 63 T4 2,2kW (A5:6) (37.5°)	Inlet	56	64	69	73	74	74	76	70	81
BOX HB 63 T4 2,2kW (A5:6) (40°)	Inlet	57	64	69	74	75	75	77	70	82
BOX HB 63 T4 3kW (A2:9) (45°)	Inlet	54	61	66	73	75	77	78	72	83
BOX HB 71 T4 0,75kW (A2:6) (20°)	Inlet	52	58	69	76	80	79	81	75	86
BOX HB 71 T4 0,75kW (A5:6) (20°)	Inlet	52	63	68	83	82	79	81	73	88
BOX HB 71 T4 1,1kW (A2:6) (25°)	Inlet	54	60	68	76	78	79	80	74	85
BOX HB 71 T4 1,1kW (A2:9) (20°)	Inlet	57	63	72	80	82	82	84	76	88
BOX HB 71 T4 1,1kW (A5:6) (25°)	Inlet	56	64	69	81	81	79	81	72	87

Sound power Lw dB (A)

Model		63 Hz	125 Hz	250 Hz	500 Hz	1000 Hz	2000 Hz	4000 Hz	8000 Hz	Total
BOX HB 71 T4 1,5kW (A2:6) (32.5°)	Inlet	54	61	66	73	75	77	78	72	83
BOX HB 71 T4 1,5kW (A2:6) (30°)	Inlet	55	61	67	75	76	78	79	74	84
BOX HB 71 T4 1,5kW (A2:6) (27.5°)	Inlet	54	61	67	75	77	78	79	74	84
BOX HB 71 T4 1,5kW (A2:9) (25°)	Inlet	57	64	71	78	80	81	82	76	87
BOX HB 71 T4 1,5kW (A5:6) (30°)	Inlet	58	65	70	79	79	80	81	70	86
BOX HB 71 T4 2,2kW (A2:6) (40°)	Inlet	56	63	68	74	77	78	77	71	83
BOX HB 71 T4 2,2kW (A2:6) (37.5°)	Inlet	55	62	67	73	75	77	77	71	82
BOX HB 71 T4 2,2kW (A2:6) (35°)	Inlet	54	61	66	72	74	76	77	71	82
BOX HB 71 T4 2,2kW (A2:9) (32.5°)	Inlet	57	64	69	76	79	80	80	75	86
BOX HB 71 T4 2,2kW (A2:9) (30°)	Inlet	57	64	69	76	79	80	81	75	86
BOX HB 71 T4 2,2kW (A2:9) (27.5°)	Inlet	57	64	70	77	79	80	81	75	86
BOX HB 71 T4 2,2kW (A5:6) (35°)	Inlet	59	66	71	73	77	79	80	69	84
BOX HB 71 T4 2,2kW (A5:6) (32.5°)	Inlet	59	66	71	76	78	80	81	70	85
BOX HB 71 T4 3kW (A2:6) (45°)	Inlet	59	63	71	74	77	78	78	71	83
BOX HB 71 T4 3kW (A2:6) (42.5°)	Inlet	57	63	69	74	77	78	77	71	83
BOX HB 71 T4 3kW (A2:9) (37.5°)	Inlet	58	65	70	76	79	80	80	75	86
BOX HB 71 T4 3kW (A2:9) (35°)	Inlet	57	64	69	76	79	80	80	75	86
BOX HB 71 T4 3kW (A5:6) (40°)	Inlet	64	70	76	78	81	82	83	73	88
BOX HB 71 T4 3kW (A5:6) (37.5°)	Inlet	62	68	74	76	79	81	82	71	86
BOX HB 80 T4 1,1KW (A2:6) (20°)	Inlet	51	58	68	76	80	80	81	76	86
BOX HB 80 T4 1,5KW (A2:6) (25°)	Inlet	54	61	69	76	80	80	81	76	86
BOX HB 80 T4 1,5KW (A2:9) (20°)	Inlet	57	69	74	86	88	86	89	81	94
BOX HB 80 T4 2,2kW (A2:6) (32.5°)	Inlet	58	65	70	76	79	81	81	74	86
BOX HB 80 T4 2,2kW (A2:6) (30°)	Inlet	57	64	69	76	79	81	81	75	86
BOX HB 80 T4 2,2kW (A2:6) (27.5°)	Inlet	57	64	69	76	79	81	81	75	86
BOX HB 80 T4 2,2kW (A2:9) (25°)	Inlet	59	68	73	83	86	85	87	80	92
BOX HB 80 T4 3kW (A2:6) (37.5°)	Inlet	59	66	71	75	78	80	80	73	85
BOX HB 80 T4 3kW (A2:6) (35°)	Inlet	59	66	71	75	78	81	81	74	86
BOX HB 80 T4 3kW (A2:9) (30°)	Inlet	60	67	72	81	84	85	85	79	90
BOX HB 80 T4 3kW (A2:9) (27.5°)	Inlet	60	68	73	82	85	85	86	79	91
BOX HB 80 T4 3kW (A5:6) (35°)	Inlet	59	66	71	76	79	79	83	73	86
BOX HB 80 T4 3kW (A5:6) (32.5°)	Inlet	60	67	72	78	82	81	85	77	88
BOX HB 80 T4 3kW (A5:6) (30°)	Inlet	61	68	73	80	84	83	87	80	91
BOX HB 80 T4 4kW (A2:6) (42.5°)	Inlet	59	66	72	75	78	79	79	72	85
BOX HB 80 T4 4kW (A2:6) (40°)	Inlet	58	66	71	75	78	79	79	72	85
BOX HB 80 T4 4kW (A2:9) (35°)	Inlet	59	66	71	78	82	84	83	77	89
BOX HB 80 T4 4kW (A2:9) (32.5°)	Inlet	60	67	72	80	83	84	84	78	90
BOX HB 80 T4 4kW (A5:6) (37.5°)	Inlet	61	68	73	77	80	80	83	73	87
BOX HB 80 T4 4kW (A5:6) (40°)	Inlet	63	70	75	79	81	81	83	73	88

Sound power Lw dB (A)

Model		63 Hz	125 Hz	250 Hz	500 Hz	1000 Hz	2000 Hz	4000 Hz	8000 Hz	Total
BOX HB 80 T4 5,5kW (A2:6) (45°)	Inlet	59	66	72	76	79	79	79	72	85
BOX HB 80 T4 5,5kW (A2:9) (42.5°)	Inlet	61	68	73	78	81	83	82	76	88
BOX HB 80 T4 5,5kW (A2:9) (40°)	Inlet	61	68	73	78	81	83	82	76	88
BOX HB 80 T4 5,5kW (A2:9) (37.5°)	Inlet	60	67	72	78	82	84	83	77	88
BOX HB 90 T4 3kW (A6:3) (22°)	Inlet	58	62	70	74	78	79	82	76	86
BOX HB 90 T4 3kW (A6:3) (20°)	Inlet	57	60	69	72	76	77	81	75	84
BOX HB 90 T4 4kW (A6:3) (28°)	Inlet	61	66	74	79	81	82	84	79	89
BOX HB 90 T4 4kW (A6:3) (26°)	Inlet	60	65	73	78	80	81	84	78	88
BOX HB 90 T4 4kW (A6:3) (24°)	Inlet	59	64	72	76	79	80	83	77	87
BOX HB 90 T4 5,5kW (A6:3) (32°)	Inlet	62	68	75	83	83	84	85	80	91
BOX HB 90 T4 5,5kW (A6:3) (30°)	Inlet	62	68	75	81	82	83	85	79	90
BOX HB 90 T4 5,5kW (A6:6) (22°)	Inlet	63	72	78	86	89	88	88	83	94
BOX HB 90 T4 5,5kW (A6:6) (20°)	Inlet	62	72	78	85	89	87	88	83	94
BOX HB 90 T4 7,5kW (A6:3) (36°)	Inlet	63	69	76	85	84	86	86	81	92
BOX HB 90 T4 7,5kW (A6:3) (34°)	Inlet	63	69	76	84	84	85	86	80	91
BOX HB 90 T4 7,5kW (A6:6) (28°)	Inlet	65	74	80	87	89	89	90	85	95
BOX HB 90 T4 7,5kW (A6:6) (26°)	Inlet	64	74	79	87	89	88	89	85	95
BOX HB 90 T4 7,5kW (A6:6) (24°)	Inlet	64	73	79	86	89	88	89	84	95
BOX HB 90 T4 11kW (A6:3) (40°)	Inlet	63	71	78	86	87	88	88	83	94
BOX HB 90 T4 11kW (A6:3) (38°)	Inlet	63	70	77	86	86	87	87	82	93
BOX HB 90 T4 11kW (A6:6) (34°)	Inlet	63	72	77	84	85	86	88	82	92
BOX HB 90 T4 11kW (A6:6) (32°)	Inlet	65	74	79	86	87	87	89	84	94
BOX HB 90 T4 11kW (A6:6) (30°)	Inlet	66	75	80	87	89	89	90	86	96
BOX HB 90 T4 15kW (A6:6) (40°)	Inlet	65	73	78	85	86	87	88	82	93
BOX HB 90 T4 15kW (A6:6) (38°)	Inlet	64	73	78	84	85	86	88	82	93
BOX HB 90 T4 15kW (A6:6) (36°)	Inlet	63	72	77	83	85	86	87	82	92
BOX HB 100 T4 5,5kW (A6:3) (26°)	Inlet	63	69	75	80	84	85	88	81	91
BOX HB 100 T4 5,5kW (A6:3) (24°)	Inlet	63	69	75	80	84	85	88	82	92
BOX HB 100 T4 5,5kW (A6:3) (22°)	Inlet	61	68	73	78	84	85	89	81	92
BOX HB 100 T4 5,5kW (A6:3) (20°)	Inlet	61	68	73	78	84	85	89	81	92
BOX HB 100 T4 7,5kW (A6:3) (30°)	Inlet	63	69	75	81	83	84	86	80	91
BOX HB 100 T4 7,5kW (A6:3) (28°)	Inlet	63	69	75	80	83	85	87	81	91
BOX HB 100 T4 7,5kW (A6:6) (22°)	Inlet	66	77	82	92	92	92	92	88	99
BOX HB 100 T4 7,5kW (A6:6) (20°)	Inlet	66	77	82	92	93	92	92	88	99
BOX HB 100 T4 11kW (A6:3) (36°)	Inlet	66	72	79	85	87	87	88	83	93
BOX HB 100 T4 11kW (A6:3) (34°)	Inlet	66	72	78	84	86	87	87	82	93
BOX HB 100 T4 11kW (A6:3) (32°)	Inlet	65	70	77	82	84	85	87	81	92
BOX HB 100 T4 11kW (A6:6) (28°)	Inlet	70	78	84	92	92	92	93	89	100
BOX HB 100 T4 11kW (A6:6) (26°)	Inlet	68	78	83	91	92	92	93	88	99

Sound power Lw dB (A)

Model		63 Hz	125 Hz	250 Hz	500 Hz	1000 Hz	2000 Hz	4000 Hz	8000 Hz	Total
BOX HB 100 T4 11kW (A6:6) (24°)	Inlet	67	77	82	91	92	92	92	88	99
BOX HB 100 T4 15kW (A6:3) (40°)	Inlet	66	74	79	87	88	89	89	84	95
BOX HB 100 T4 15kW (A6:3) (38°)	Inlet	66	73	79	86	87	88	88	83	94
BOX HB 100 T4 15kW (A6:6) (32°)	Inlet	69	77	83	89	91	91	92	87	98
BOX HB 100 T4 15kW (A6:6) (30°)	Inlet	70	78	84	91	92	92	94	89	99
BOX HB 100 T4 18,5kW (A6:6) (36°)	Inlet	68	76	82	86	89	89	91	85	96
BOX HB 100 T4 18,5kW (A6:6) (34°)	Inlet	69	77	83	87	89	90	91	86	96
BOX HB 100 T4 22kW (A6:6) (40°)	Inlet	70	78	83	88	90	91	92	86	98
BOX HB 100 T4 22kW (A6:6) (38°)	Inlet	69	77	83	87	89	90	91	86	96
BOX HB 112 T4 5,5kW (A6:3) (22°)	Inlet	66	73	78	84	89	90	92	87	96
BOX HB 112 T4 5,5kW (A6:3) (20°)	Inlet	64	71	76	83	88	89	91	86	96
BOX HB 112 T4 7,5kW (A6:3) (26°)	Inlet	68	74	80	86	89	90	93	87	97
BOX HB 112 T4 7,5kW (A6:3) (24°)	Inlet	67	74	79	85	89	90	92	87	97
BOX HB 112 T4 11kW (A6:3) (30°)	Inlet	68	74	80	86	89	89	92	87	96
BOX HB 112 T4 11kW (A6:3) (28°)	Inlet	68	74	80	86	89	90	92	87	97
BOX HB 112 T4 11kW (A6:6) (22°)	Inlet	67	77	83	93	95	94	95	90	101
BOX HB 112 T4 11kW (A6:6) (20°)	Inlet	66	77	83	94	95	94	95	90	101
BOX HB 112 T4 15kW (A6:3) (36°)	Inlet	70	75	82	87	89	90	91	87	96
BOX HB 112 T4 15kW (A6:3) (34°)	Inlet	70	74	82	87	89	89	91	87	96
BOX HB 112 T4 15kW (A6:3) (32°)	Inlet	69	74	81	86	89	89	91	87	96
BOX HB 112 T4 15kW (A6:6) (28°)	Inlet	71	79	84	92	94	94	95	89	101
BOX HB 112 T4 15kW (A6:6) (26°)	Inlet	69	78	83	92	94	94	95	89	101
BOX HB 112 T4 15kW (A6:6) (24°)	Inlet	68	77	83	92	94	93	94	89	100
BOX HB 112 T4 18,5kW (A6:3) (38°)	Inlet	70	76	82	88	90	90	91	87	97
BOX HB 112 T4 18,5kW (A6:6) (30°)	Inlet	72	79	84	91	93	94	95	88	100
BOX HB 112 T4 22kW (A6:3) (40°)	Inlet	70	76	82	88	90	91	91	87	97
BOX HB 112 T4 22kW (A6:6) (34°)	Inlet	71	78	83	88	91	92	93	86	98
BOX HB 112 T4 22kW (A6:6) (32°)	Inlet	71	78	83	89	92	93	94	87	99
BOX HB 112 T4 30kW (A6:6) (40°)	Inlet	75	82	87	91	94	95	96	89	101
BOX HB 112 T4 30kW (A6:6) (38°)	Inlet	74	80	86	89	93	94	95	88	100
BOX HB 112 T4 30kW (A6:6) (36°)	Inlet	72	79	84	88	91	92	93	86	99
BOX HB 125 T4 11kW (A7:4) (22°)	Inlet	72	83	88	95	99	100	102	98	106
BOX HB 125 T4 11kW (A7:4) (20°)	Inlet	69	82	87	95	99	99	101	98	106
BOX HB 125 T4 15kW (A7:4) (26°)	Inlet	73	81	86	91	95	96	98	92	103
BOX HB 125 T4 15kW (A7:4) (24°)	Inlet	72	82	87	93	97	98	100	95	104
BOX HB 125 T4 15kW (A7:8) (20°)	Inlet	74	82	89	98	104	107	106	101	112
BOX HB 125 T4 18,5kW (A7:4) (30°)	Inlet	71	78	83	87	91	93	94	87	99
BOX HB 125 T4 18,5kW (A7:4) (28°)	Inlet	72	79	84	89	93	95	96	90	101
BOX HB 125 T4 18,5kW (A7:8) (22°)	Inlet	74	82	88	96	103	106	105	100	110

Sound power Lw dB (A)										
Model		63 Hz	125 Hz	250 Hz	500 Hz	1000 Hz	2000 Hz	4000 Hz	8000 Hz	Total
BOX HB 125 T4 22kW (A7:4) (32°)	Inlet	71	78	83	87	90	92	93	86	98
BOX HB 125 T4 22kW (A7:8) (24°)	Inlet	74	81	88	95	102	104	104	98	109
BOX HB 125 T4 30kW (A7:4) (36°)	Inlet	71	78	83	87	90	92	93	85	98
BOX HB 125 T4 30kW (A7:4) (34°)	Inlet	70	77	82	87	90	92	93	85	98
BOX HB 125 T4 30kW (A7:8) (28°)	Inlet	74	80	87	93	99	102	102	95	107
BOX HB 125 T4 30kW (A7:8) (26°)	Inlet	74	81	87	94	100	103	103	96	108
BOX HB 125 T4 37kW (A7:4) (40°)	Inlet	72	79	84	89	91	93	93	87	99
BOX HB 125 T4 37kW (A7:4) (38°)	Inlet	72	79	84	88	91	93	93	86	99
BOX HB 125 T4 37kW (A7:8) (32°)	Inlet	74	80	86	91	96	98	99	91	103
BOX HB 125 T4 37kW (A7:8) (30°)	Inlet	74	80	86	92	97	100	100	93	105
BOX HB 125 T4 45kW (A7:8) (36°)	Inlet	74	81	86	91	94	96	96	88	102
BOX HB 125 T4 45kW (A7:8) (34°)	Inlet	74	80	86	91	95	97	97	89	102

Sound / 6 poles

Sound power Lw dB (A)										
Model		63 Hz	125 Hz	250 Hz	500 Hz	1000 Hz	2000 Hz	4000 Hz	8000 Hz	Total
BOX HB 40 M6 0,04kW (A0:6) (35°)	Inlet	32	39	45	48	51	53	54	47	59
BOX HB 40 T6 0,12kW (A0:6) (35°)	Inlet	32	39	45	48	51	53	54	47	59
BOX HB 45 M6 0,13kW (A0:6) (45°)	Inlet	38	45	50	54	57	58	58	51	64
BOX HB 45 T6 0,13kW (A0:6) (45°)	Inlet	38	45	50	54	57	58	58	51	64
BOX HB 50 M6 0,13kW (A0:6) (45°)	Inlet	39	46	52	56	59	59	59	53	66
BOX HB 50 T6 0,13kW (A0:6) (45°)	Inlet	39	46	52	56	59	59	59	53	66
BOX HB 56 M6 0,25kW (A2:6) (35°)	Inlet	40	47	52	58	60	62	63	58	68
BOX HB 56 M6 0,25kW (A2:6) (37.5°)	Inlet	41	48	53	59	61	63	63	57	68
BOX HB 56 M6 0,25kW (A2:6) (32.5°)	Inlet	40	47	52	58	60	62	63	58	68
BOX HB 56 M6 0,25kW (A2:6) (30°)	Inlet	39	46	52	58	61	62	63	57	68
BOX HB 56 M6 0,25kW (A2:6) (27.5°)	Inlet	39	46	53	59	61	62	63	58	68
BOX HB 56 M6 0,25kW (A2:6) (25°)	Inlet	37	45	53	61	63	63	64	59	70
BOX HB 56 M6 0,25kW (A2:6) (20°)	Inlet	34	42	51	61	62	63	64	59	69
BOX HB 56 M6 0,25kW (A5:6) (35°)	Inlet	41	48	53	62	61	63	66	57	70
BOX HB 56 M6 0,25kW (A5:6) (32.5°)	Inlet	43	50	55	64	63	64	67	59	71
BOX HB 56 M6 0,25kW (A5:6) (30°)	Inlet	44	51	56	65	66	66	68	60	73
BOX HB 56 M6 0,37kW (A2:6) (45°)	Inlet	44	47	56	60	63	64	64	58	69
BOX HB 56 M6 0,37kW (A2:6) (42.5°)	Inlet	42	48	54	59	62	63	64	57	69
BOX HB 56 M6 0,37kW (A2:6) (40°)	Inlet	42	49	54	59	61	63	64	57	69
BOX HB 56 M6 0,37kW (A5:6) (37.5°)	Inlet	43	50	55	63	62	64	66	58	70
BOX HB 56 M6 0,37kW (A5:6) (40°)	Inlet	44	51	56	64	63	64	67	58	71
BOX HB 56 T6 0,25kW (A5:6) (35°)	Inlet	41	48	53	62	61	63	66	57	70

Sound power Lw dB (A)

Model		63 Hz	125 Hz	250 Hz	500 Hz	1000 Hz	2000 Hz	4000 Hz	8000 Hz	Total
BOX HB 56 T6 0,25kW (A5:6) (32.5°)	Inlet	43	50	55	64	63	64	67	59	71
BOX HB 56 T6 0,25kW (A5:6) (30°)	Inlet	44	51	56	65	66	66	68	60	73
BOX HB 56 T6 0,37kW (A5:6) (37.5°)	Inlet	43	50	55	63	62	64	66	58	70
BOX HB 56 T6 0,37kW (A5:6) (40°)	Inlet	44	51	56	64	63	64	67	58	71
BOX HB 56 T6 0,55kW (A2:6) (20°)	Inlet	34	42	51	61	62	63	64	59	69
BOX HB 56 T6 0,55kW (A2:6) (25°)	Inlet	37	45	53	61	63	63	64	59	70
BOX HB 56 T6 0,55kW (A2:6) (27.5°)	Inlet	39	46	53	59	61	62	63	58	68
BOX HB 56 T6 0,55kW (A2:6) (30°)	Inlet	39	46	52	58	61	62	63	57	68
BOX HB 56 T6 0,55kW (A2:6) (32.5°)	Inlet	40	47	52	58	60	62	63	58	68
BOX HB 56 T6 0,55kW (A2:6) (35°)	Inlet	40	47	52	58	60	62	63	58	68
BOX HB 56 T6 0,55kW (A2:6) (37.5°)	Inlet	41	48	53	59	61	63	63	57	68
BOX HB 56 T6 0,55kW (A2:6) (40°)	Inlet	42	49	54	59	61	63	64	57	69
BOX HB 56 T6 0,55kW (A2:6) (42.5°)	Inlet	42	48	54	59	62	63	64	57	69
BOX HB 56 T6 0,55kW (A2:6) (45°)	Inlet	44	47	56	60	63	64	64	58	69
BOX HB 56 T6 0,55kW (A2:9) (30°)	Inlet	41	47	55	61	64	65	66	60	71
BOX HB 56 T6 0,55kW (A2:9) (27.5°)	Inlet	41	46	55	61	64	64	65	60	71
BOX HB 56 T6 0,55kW (A2:9) (25°)	Inlet	41	46	54	61	64	64	65	58	70
BOX HB 56 T6 0,55kW (A2:9) (20°)	Inlet	41	46	54	61	64	64	64	57	70
BOX HB 56 T6 0,55kW (A2:9) (40°)	Inlet	41	47	56	60	64	64	65	60	70
BOX HB 56 T6 0,55kW (A2:9) (37.5°)	Inlet	40	47	56	61	64	64	66	60	71
BOX HB 56 T6 0,55kW (A2:9) (35°)	Inlet	40	46	55	61	64	65	66	60	71
BOX HB 56 T6 0,55kW (A2:9) (32.5°)	Inlet	41	46	55	61	64	65	66	60	71
BOX HB 56 T6 0,55kW (A2:9) (45°)	Inlet	41	48	58	61	64	65	65	60	71
BOX HB 56 T6 0,55kW (A2:9) (42.5°)	Inlet	41	47	57	60	64	64	65	60	71
BOX HB 63 M6 0,37kW (A5:6) (35°)	Inlet	47	55	60	63	64	64	67	61	72
BOX HB 63 M6 0,55kW (A2:9) (37.5°)	Inlet	45	51	57	64	66	68	68	63	73
BOX HB 63 M6 0,55kW (A2:9) (35°)	Inlet	44	51	58	64	66	68	69	63	74
BOX HB 63 M6 0,55kW (A2:9) (32.5°)	Inlet	45	50	58	64	66	67	68	63	73
BOX HB 63 M6 0,55kW (A2:9) (30°)	Inlet	45	50	57	64	66	67	68	63	73
BOX HB 63 M6 0,55kW (A2:9) (27.5°)	Inlet	45	50	57	64	66	67	68	63	73
BOX HB 63 M6 0,55kW (A2:9) (25°)	Inlet	45	48	57	64	66	66	67	62	72
BOX HB 63 M6 0,55kW (A2:9) (20°)	Inlet	45	47	58	64	66	65	67	62	72
BOX HB 63 M6 0,55kW (A5:6) (37.5°)	Inlet	47	55	60	64	65	65	68	61	72
BOX HB 63 M6 0,55kW (A5:6) (40°)	Inlet	48	55	60	65	66	66	68	61	73
BOX HB 63 T6 0,37kW (A5:6) (35°)	Inlet	47	55	60	63	64	64	67	61	72
BOX HB 63 T6 0,55KW (A2:6) (45°)	Inlet	46	50	58	62	65	66	66	60	72
BOX HB 63 T6 0,55KW (A2:6) (42.5°)	Inlet	44	49	56	61	64	65	65	60	71
BOX HB 63 T6 0,55KW (A2:6) (40°)	Inlet	43	49	55	61	63	65	65	59	70
BOX HB 63 T6 0,55KW (A2:6) (37.5°)	Inlet	42	49	54	60	63	65	65	59	70

Sound power Lw dB (A)

Model		63 Hz	125 Hz	250 Hz	500 Hz	1000 Hz	2000 Hz	4000 Hz	8000 Hz	Total
BOX HB 63 T6 0,55KW (A2:6) (35°)	Inlet	41	48	53	60	62	64	65	59	70
BOX HB 63 T6 0,55KW (A2:6) (32.5°)	Inlet	41	48	53	61	62	65	65	60	70
BOX HB 63 T6 0,55KW (A2:6) (30°)	Inlet	41	48	54	61	63	65	65	61	70
BOX HB 63 T6 0,55KW (A2:6) (27.5°)	Inlet	41	47	54	62	63	65	65	61	71
BOX HB 63 T6 0,55KW (A2:6) (25°)	Inlet	40	45	55	63	64	65	66	61	71
BOX HB 63 T6 0,55KW (A2:6) (20°)	Inlet	36	39	51	61	61	61	63	57	68
BOX HB 63 T6 0,55kW (A2:9) (37.5°)	Inlet	45	51	57	64	66	68	68	63	73
BOX HB 63 T6 0,55kW (A2:9) (35°)	Inlet	44	51	58	64	66	68	69	63	74
BOX HB 63 T6 0,55kW (A2:9) (32.5°)	Inlet	45	50	58	64	66	67	68	63	73
BOX HB 63 T6 0,55kW (A2:9) (30°)	Inlet	45	50	57	64	66	67	68	63	73
BOX HB 63 T6 0,55kW (A2:9) (27.5°)	Inlet	45	50	57	64	66	67	68	63	73
BOX HB 63 T6 0,55kW (A2:9) (25°)	Inlet	45	48	57	64	66	66	67	62	72
BOX HB 63 T6 0,55kW (A2:9) (20°)	Inlet	45	47	58	64	66	65	67	62	72
BOX HB 63 T6 0,55kW (A5:6) (37.5°)	Inlet	47	55	60	64	65	65	68	61	72
BOX HB 63 T6 0,55kW (A5:6) (40°)	Inlet	48	55	60	65	66	66	68	61	73
BOX HB 63 T6 0,75kW (A2:9) (45°)	Inlet	44	51	56	63	66	67	68	63	73
BOX HB 63 T6 0,75kW (A2:9) (42.5°)	Inlet	44	51	56	63	66	67	68	63	73
BOX HB 63 T6 0,75kW (A2:9) (40°)	Inlet	45	51	57	63	66	67	68	63	73
BOX HB 71 M6 0,55kW (A2:6) (37.5°)	Inlet	46	53	58	63	66	68	68	62	73
BOX HB 71 M6 0,55kW (A2:6) (35°)	Inlet	44	51	56	63	65	67	68	61	72
BOX HB 71 M6 0,55kW (A2:6) (32.5°)	Inlet	45	52	57	64	66	68	68	63	73
BOX HB 71 M6 0,55kW (A2:6) (30°)	Inlet	45	52	58	65	67	69	69	64	74
BOX HB 71 M6 0,55kW (A2:6) (27.5°)	Inlet	45	51	58	65	67	69	70	65	75
BOX HB 71 M6 0,55kW (A2:6) (25°)	Inlet	44	50	59	66	69	69	71	65	75
BOX HB 71 M6 0,55kW (A2:6) (20°)	Inlet	42	48	59	67	70	69	72	65	76
BOX HB 71 M6 0,55kW (A2:9) (20°)	Inlet	48	54	63	70	73	72	74	67	79
BOX HB 71 M6 0,55kW (A2:9) (25°)	Inlet	48	54	61	69	71	71	73	66	78
BOX HB 71 M6 0,55kW (A2:9) (27.5°)	Inlet	48	54	60	67	70	70	72	66	77
BOX HB 71 M6 0,55kW (A2:9) (30°)	Inlet	48	54	60	67	69	70	71	66	76
BOX HB 71 T6 0,55kW (A2:6) (37.5°)	Inlet	46	53	58	63	66	68	68	62	73
BOX HB 71 T6 0,55kW (A2:6) (35°)	Inlet	44	51	56	63	65	67	68	61	72
BOX HB 71 T6 0,55kW (A2:6) (32.5°)	Inlet	45	52	57	64	66	68	68	63	73
BOX HB 71 T6 0,55kW (A2:6) (30°)	Inlet	45	52	58	65	67	69	69	64	74
BOX HB 71 T6 0,55kW (A2:6) (27.5°)	Inlet	45	51	58	65	67	69	70	65	75
BOX HB 71 T6 0,55kW (A2:6) (25°)	Inlet	44	50	59	66	69	69	71	65	75
BOX HB 71 T6 0,55kW (A2:6) (20°)	Inlet	42	48	59	67	70	69	72	65	76
BOX HB 71 T6 0,55kW (A2:9) (20°)	Inlet	48	54	63	70	73	72	74	67	79
BOX HB 71 T6 0,55kW (A2:9) (25°)	Inlet	48	54	61	69	71	71	73	66	78
BOX HB 71 T6 0,55kW (A2:9) (27.5°)	Inlet	48	54	60	67	70	70	72	66	77

Sound power Lw dB (A)

Model		63 Hz	125 Hz	250 Hz	500 Hz	1000 Hz	2000 Hz	4000 Hz	8000 Hz	Total
BOX HB 71 T6 0,55kW (A2:9) (30°)	Inlet	48	54	60	67	69	70	71	66	76
BOX HB 71 T6 0,75kW (A2:6) (45°)	Inlet	49	53	61	65	68	68	68	62	74
BOX HB 71 T6 0,75kW (A2:6) (42.5°)	Inlet	48	54	60	64	67	68	68	62	74
BOX HB 71 T6 0,75kW (A2:6) (40°)	Inlet	47	54	59	64	67	68	68	62	74
BOX HB 71 T6 0,75kW (A2:9) (37.5°)	Inlet	48	55	60	66	70	71	71	65	76
BOX HB 71 T6 0,75kW (A2:9) (35°)	Inlet	47	54	59	67	70	71	71	65	76
BOX HB 71 T6 0,75kW (A2:9) (32.5°)	Inlet	47	54	59	67	70	71	71	66	76
BOX HB 71 T6 0,75kW (A5:6) (40°)	Inlet	56	62	68	70	73	74	75	65	80
BOX HB 71 T6 0,75kW (A5:6) (37.5°)	Inlet	53	60	65	67	70	72	73	62	78
BOX HB 71 T6 0,75kW (A5:6) (35°)	Inlet	51	58	63	64	68	70	71	60	76
BOX HB 71 T6 1,1kW (A2:9) (45°)	Inlet	48	55	60	66	69	70	70	64	75
BOX HB 71 T6 1,1kW (A2:9) (42.5°)	Inlet	49	56	61	66	70	71	71	65	76
BOX HB 71 T6 1,1kW (A2:9) (40°)	Inlet	49	56	61	66	70	71	71	65	76
BOX HB 80 T6 0,75kW (A2:6) (35°)	Inlet	49	56	61	66	69	71	71	64	76
BOX HB 80 T6 0,75kW (A2:6) (32.5°)	Inlet	48	55	60	66	69	71	72	65	76
BOX HB 80 T6 0,75kW (A2:6) (30°)	Inlet	47	54	59	66	69	71	72	65	77
BOX HB 80 T6 0,75kW (A2:6) (27.5°)	Inlet	47	54	59	66	70	71	72	66	77
BOX HB 80 T6 0,75kW (A2:6) (25°)	Inlet	45	52	59	67	70	71	72	66	77
BOX HB 80 T6 0,75kW (A2:6) (20°)	Inlet	42	49	59	67	71	70	72	67	77
BOX HB 80 T6 0,75kW (A2:9) (30°)	Inlet	51	58	63	71	74	75	76	70	81
BOX HB 80 T6 0,75kW (A2:9) (27.5°)	Inlet	51	58	63	72	75	75	76	70	81
BOX HB 80 T6 0,75kW (A2:9) (25°)	Inlet	49	59	64	74	76	76	77	70	83
BOX HB 80 T6 0,75kW (A2:9) (20°)	Inlet	47	59	65	77	79	77	79	71	84
BOX HB 80 T6 0,75kW (A5:6) (30°)	Inlet	52	59	64	71	75	74	78	71	82
BOX HB 80 T6 1,1kW (A2:6) (42.5°)	Inlet	49	57	62	66	69	70	70	63	75
BOX HB 80 T6 1,1kW (A2:6) (40°)	Inlet	49	57	62	66	69	70	69	63	75
BOX HB 80 T6 1,1kW (A2:6) (37.5°)	Inlet	50	57	62	66	69	70	70	64	76
BOX HB 80 T6 1,1kW (A2:9) (35°)	Inlet	50	57	62	69	73	74	74	68	79
BOX HB 80 T6 1,1kW (A2:9) (32.5°)	Inlet	51	58	63	70	74	75	75	69	80
BOX HB 80 T6 1,1kW (A5:6) (32.5°)	Inlet	51	58	63	69	73	72	76	68	80
BOX HB 80 T6 1,1kW (A5:6) (35°)	Inlet	50	57	62	67	70	71	74	64	78
BOX HB 80 T6 1,5kW (A2:6) (45°)	Inlet	50	57	63	67	70	70	70	63	76
BOX HB 80 T6 1,5kW (A2:9) (42.5°)	Inlet	52	59	64	68	72	73	73	66	78
BOX HB 80 T6 1,5kW (A2:9) (40°)	Inlet	52	59	64	68	72	74	73	67	79
BOX HB 80 T6 1,5kW (A2:9) (37.5°)	Inlet	51	58	63	69	72	74	73	67	79
BOX HB 80 T6 1,5kW (A5:6) (37.5°)	Inlet	52	59	64	68	71	72	74	65	78
BOX HB 80 T6 1,5kW (A5:6) (40°)	Inlet	54	61	66	70	72	73	74	65	79
BOX HB 80 T6 2,2kW (A2:9) (45°)	Inlet	51	59	65	68	71	72	72	66	78
BOX HB 80 T6 2,2kW (A5:6) (42.5°)	Inlet	55	62	67	71	73	73	74	65	79

Sound power Lw dB (A)

Model		63 Hz	125 Hz	250 Hz	500 Hz	1000 Hz	2000 Hz	4000 Hz	8000 Hz	Total
BOX HB 90 T6 1,5kW (A6:3) (32°)	Inlet	53	59	66	73	74	75	76	70	81
BOX HB 90 T6 1,5kW (A6:3) (30°)	Inlet	53	58	65	72	73	74	76	70	80
BOX HB 90 T6 1,5kW (A6:3) (28°)	Inlet	52	57	64	70	72	73	75	69	79
BOX HB 90 T6 1,5kW (A6:3) (26°)	Inlet	51	56	63	68	71	72	74	68	78
BOX HB 90 T6 1,5kW (A6:3) (24°)	Inlet	50	54	62	66	70	71	73	67	77
BOX HB 90 T6 1,5kW (A6:3) (22°)	Inlet	49	53	61	64	68	69	72	66	76
BOX HB 90 T6 1,5kW (A6:3) (20°)	Inlet	47	51	59	62	67	68	71	65	75
BOX HB 90 T6 1,5kW (A6:6) (24°)	Inlet	54	64	70	77	80	79	80	75	85
BOX HB 90 T6 1,5kW (A6:6) (22°)	Inlet	53	63	69	76	80	78	79	74	85
BOX HB 90 T6 1,5kW (A6:6) (20°)	Inlet	52	62	68	76	80	78	78	74	85
BOX HB 90 T6 2,2kW (A6:3) (38°)	Inlet	54	61	68	76	76	77	78	72	84
BOX HB 90 T6 2,2kW (A6:3) (36°)	Inlet	53	60	67	75	75	76	77	71	82
BOX HB 90 T6 2,2kW (A6:3) (34°)	Inlet	53	59	66	74	74	75	76	71	82
BOX HB 90 T6 2,2kW (A6:6) (30°)	Inlet	56	65	71	78	79	79	81	76	86
BOX HB 90 T6 2,2kW (A6:6) (28°)	Inlet	56	65	70	78	80	79	81	76	86
BOX HB 90 T6 2,2kW (A6:6) (26°)	Inlet	55	64	70	77	80	79	80	75	86
BOX HB 90 T6 3kW (A6:3) (40°)	Inlet	54	62	69	77	77	79	79	73	84
BOX HB 90 T6 3kW (A6:6) (36°)	Inlet	54	62	67	74	75	76	78	72	83
BOX HB 90 T6 3kW (A6:6) (34°)	Inlet	54	63	68	74	76	77	78	73	83
BOX HB 90 T6 3kW (A6:6) (32°)	Inlet	55	64	69	76	77	78	80	74	85
BOX HB 90 T6 4kW (A6:6) (40°)	Inlet	55	64	69	75	76	77	79	73	84
BOX HB 90 T6 4kW (A6:6) (38°)	Inlet	54	63	68	75	76	77	78	73	83
BOX HB 100 T6 1,5kW (A6:3) (26°)	Inlet	53	60	65	71	74	76	78	72	82
BOX HB 100 T6 1,5kW (A6:3) (24°)	Inlet	53	60	65	71	75	76	79	72	83
BOX HB 100 T6 1,5kW (A6:3) (22°)	Inlet	53	60	65	70	75	76	80	72	83
BOX HB 100 T6 1,5kW (A6:3) (20°)	Inlet	52	59	64	69	74	76	79	72	82
BOX HB 100 T6 2,2kW (A6:3) (26°)	Inlet	53	60	65	71	74	76	78	72	82
BOX HB 100 T6 2,2kW (A6:3) (24°)	Inlet	53	60	65	71	75	76	79	72	83
BOX HB 100 T6 2,2kW (A6:3) (22°)	Inlet	53	60	65	70	75	76	80	72	83
BOX HB 100 T6 2,2kW (A6:3) (20°)	Inlet	52	59	64	69	74	76	79	72	82
BOX HB 100 T6 2,2kW (A6:3) (32°)	Inlet	55	61	67	73	75	76	77	72	82
BOX HB 100 T6 2,2kW (A6:3) (30°)	Inlet	53	60	65	71	74	75	77	71	81
BOX HB 100 T6 2,2kW (A6:3) (28°)	Inlet	53	60	65	71	74	75	77	71	81
BOX HB 100 T6 2,2kW (A6:6) (24°)	Inlet	57	67	73	82	83	82	83	78	89
BOX HB 100 T6 2,2kW (A6:6) (22°)	Inlet	57	67	72	82	83	82	83	78	89
BOX HB 100 T6 2,2kW (A6:6) (20°)	Inlet	56	67	72	83	84	83	83	79	90
BOX HB 100 T6 3kW (A6:3) (36°)	Inlet	57	63	70	76	77	78	78	73	84
BOX HB 100 T6 3kW (A6:3) (34°)	Inlet	57	62	69	75	76	77	78	73	83
BOX HB 100 T6 3kW (A6:6) (28°)	Inlet	60	69	75	82	83	83	84	79	90

Sound power Lw dB (A)

Model		63 Hz	125 Hz	250 Hz	500 Hz	1000 Hz	2000 Hz	4000 Hz	8000 Hz	Total
BOX HB 100 T6 3kW (A6:6) (26°)	Inlet	59	68	74	82	83	83	83	79	89
BOX HB 100 T6 4kW (A6:3) (40°)	Inlet	57	64	70	77	79	79	79	75	85
BOX HB 100 T6 4kW (A6:3) (38°)	Inlet	57	64	70	76	78	79	79	74	85
BOX HB 100 T6 4kW (A6:6) (32°)	Inlet	60	68	74	80	81	82	83	78	88
BOX HB 100 T6 4kW (A6:6) (30°)	Inlet	61	69	75	82	83	83	84	79	90
BOX HB 100 T6 5,5kW (A6:6) (38°)	Inlet	60	68	73	78	80	81	82	76	87
BOX HB 100 T6 5,5kW (A6:6) (36°)	Inlet	59	67	73	77	79	80	81	76	86
BOX HB 100 T6 5,5kW (A6:6) (34°)	Inlet	59	67	73	78	80	80	82	77	87
BOX HB 100 T6 7,5kW (A6:6) (40°)	Inlet	60	68	74	79	81	82	82	77	88
BOX HB 112 T6 2,2kW (A6:3) (26°)	Inlet	58	65	70	76	80	81	83	78	87
BOX HB 112 T6 2,2kW (A6:3) (24°)	Inlet	57	64	69	76	80	81	83	78	87
BOX HB 112 T6 2,2kW (A6:3) (22°)	Inlet	56	63	68	75	79	80	82	77	87
BOX HB 112 T6 2,2kW (A6:3) (20°)	Inlet	55	62	67	74	79	80	82	77	86
BOX HB 112 T6 2,2kW (A6:6) (20°)	Inlet	57	68	73	85	86	84	86	81	92
BOX HB 112 T6 3kW (A6:3) (32°)	Inlet	60	65	72	77	79	80	82	77	87
BOX HB 112 T6 3kW (A6:3) (30°)	Inlet	59	64	71	77	79	80	82	77	87
BOX HB 112 T6 3kW (A6:3) (28°)	Inlet	59	65	71	77	80	80	83	78	87
BOX HB 112 T6 3kW (A6:6) (24°)	Inlet	58	68	73	83	84	84	85	79	91
BOX HB 112 T6 3kW (A6:6) (22°)	Inlet	58	68	74	84	85	84	85	80	91
BOX HB 112 T6 4kW (A6:3) (36°)	Inlet	60	65	72	78	80	80	82	77	87
BOX HB 112 T6 4kW (A6:3) (34°)	Inlet	60	65	72	77	80	80	82	77	87
BOX HB 112 T6 4kW (A6:6) (28°)	Inlet	61	69	74	83	84	85	86	79	91
BOX HB 112 T6 4kW (A6:6) (26°)	Inlet	60	69	74	83	84	84	85	79	91
BOX HB 112 T6 5,5kW (A6:3) (40°)	Inlet	60	66	72	79	81	81	82	77	88
BOX HB 112 T6 5,5kW (A6:3) (38°)	Inlet	61	66	73	78	80	81	82	78	87
BOX HB 112 T6 5,5kW (A6:6) (32°)	Inlet	62	69	74	80	82	84	85	78	89
BOX HB 112 T6 5,5kW (A6:6) (30°)	Inlet	62	69	74	82	84	85	85	79	90
BOX HB 112 T6 7,5kW (A6:6) (38°)	Inlet	64	71	76	80	83	84	85	78	90
BOX HB 112 T6 7,5kW (A6:6) (36°)	Inlet	62	69	74	78	82	83	84	77	89
BOX HB 112 T6 7,5kW (A6:6) (34°)	Inlet	62	69	74	78	81	83	84	77	89
BOX HB 112 T6 11kW (A6:6) (40°)	Inlet	66	72	78	82	85	86	86	80	91
BOX HB 125 T6 3kW (A7:4) (22°)	Inlet	62	74	79	86	89	90	92	88	96
BOX HB 125 T6 3kW (A7:4) (20°)	Inlet	59	73	78	85	89	89	91	88	96
BOX HB 125 T6 4kW (A7:4) (26°)	Inlet	63	71	76	82	85	87	88	83	93
BOX HB 125 T6 4kW (A7:4) (24°)	Inlet	63	72	77	84	87	88	90	86	94
BOX HB 125 T6 5,5kW (A7:4) (30°)	Inlet	61	68	73	78	82	83	84	78	89
BOX HB 125 T6 5,5kW (A7:4) (28°)	Inlet	63	70	75	80	84	85	86	81	91
BOX HB 125 T6 5,5kW (A7:8) (22°)	Inlet	65	73	79	87	93	96	96	90	101
BOX HB 125 T6 5,5kW (A7:8) (20°)	Inlet	65	73	79	88	95	98	96	91	102

Sound power Lw dB (A)										
Model		63 Hz	125 Hz	250 Hz	500 Hz	1000 Hz	2000 Hz	4000 Hz	8000 Hz	Total
BOX HB 125 T6 7,5kW (A7:4) (36°)	Inlet	61	68	73	78	81	83	83	76	88
BOX HB 125 T6 7,5kW (A7:4) (34°)	Inlet	61	68	73	77	81	82	83	76	88
BOX HB 125 T6 7,5kW (A7:4) (32°)	Inlet	61	68	73	78	81	83	84	77	88
BOX HB 125 T6 7,5kW (A7:8) (26°)	Inlet	65	71	78	85	91	93	93	87	98
BOX HB 125 T6 7,5kW (A7:8) (24°)	Inlet	65	72	78	86	92	94	94	88	100
BOX HB 125 T6 11kW (A7:4) (40°)	Inlet	63	70	75	79	82	84	84	77	89
BOX HB 125 T6 11kW (A7:4) (38°)	Inlet	62	69	74	79	82	84	84	77	89
BOX HB 125 T6 11kW (A7:8) (34°)	Inlet	65	71	77	82	85	87	87	80	92
BOX HB 125 T6 11kW (A7:8) (32°)	Inlet	65	70	77	82	86	89	89	82	94
BOX HB 125 T6 11kW (A7:8) (30°)	Inlet	64	70	77	82	88	90	90	84	95
BOX HB 125 T6 11kW (A7:8) (28°)	Inlet	65	71	77	84	89	92	92	86	97
BOX HB 125 T6 15kW (A7:8) (40°)	Inlet	65	72	77	81	84	86	85	79	91
BOX HB 125 T6 15kW (A7:8) (38°)	Inlet	65	72	77	82	85	87	86	79	92
BOX HB 125 T6 15kW (A7:8) (36°)	Inlet	65	72	77	82	85	87	86	79	92

Sound / 4/8 poles

Sound power Lw dB (A)										
Model		63 Hz	125 Hz	250 Hz	500 Hz	1000 Hz	2000 Hz	4000 Hz	8000 Hz	Total
BOX HB 45 T4/T8 0,33/0,04kW (A0:6) (1420 RPM - 40°)	Inlet	36	54	66	71	73	67	60	55	76
BOX HB 50 T4/T8 0,55/0,09kW (A0:6) (1420 RPM - 40°)	Inlet	48	56	61	65	68	69	69	62	75
BOX HB 56 T4/T8 0,33/0,04kW (A5:6) (720 RPM - 20°)	Inlet	34	42	49	56	62	57	59	51	65
BOX HB 56 T4/T8 0,33/0,04kW (A5:6) (1420 RPM - 20°)	Inlet	49	57	64	71	77	72	74	66	81
BOX HB 56 T4/T8 0,55/0,09kW (A2:6) (720 RPM - 25°)	Inlet	31	39	47	54	56	57	58	53	63
BOX HB 56 T4/T8 0,55/0,09kW (A2:6) (720 RPM - 20°)	Inlet	27	35	45	54	56	56	57	53	63
BOX HB 56 T4/T8 0,55/0,09kW (A2:6) (1420 RPM - 25°)	Inlet	47	54	62	70	72	73	74	69	79
BOX HB 56 T4/T8 0,55/0,09kW (A2:6) (1420 RPM - 20°)	Inlet	43	51	61	70	72	72	73	69	79
BOX HB 56 T4/T8 0,55/0,09kW (A2:9) (720 RPM - 20°)	Inlet	35	39	48	55	57	57	58	50	63
BOX HB 56 T4/T8 0,55/0,09kW (A2:9) (1420 RPM - 20°)	Inlet	51	55	64	70	73	73	74	66	79
BOX HB 56 T4/T8 0,55/0,09kW (A5:6) (720 RPM - 25°)	Inlet	36	44	49	57	61	58	60	52	66
BOX HB 56 T4/T8 0,55/0,09kW (A5:6) (1420 RPM - 25°)	Inlet	51	59	64	72	76	73	75	67	81

Sound power Lw dB (A)

Model		63 Hz	125 Hz	250 Hz	500 Hz	1000 Hz	2000 Hz	4000 Hz	8000 Hz	Total
BOX HB 56 T4/T8 0,75/0,12kW (A2:6) (720 RPM - 32.5°)	Inlet	34	41	46	52	54	56	57	51	61
BOX HB 56 T4/T8 0,75/0,12kW (A2:6) (720 RPM - 30°)	Inlet	33	40	46	52	54	55	57	51	61
BOX HB 56 T4/T8 0,75/0,12kW (A2:6) (720 RPM - 27.5°)	Inlet	32	39	46	53	55	56	57	52	62
BOX HB 56 T4/T8 0,75/0,12kW (A2:6) (1420 RPM - 27.5°)	Inlet	48	55	62	69	71	72	73	67	78
BOX HB 56 T4/T8 0,75/0,12kW (A2:6) (1420 RPM - 32.5°)	Inlet	50	57	62	68	70	72	72	67	77
BOX HB 56 T4/T8 0,75/0,12kW (A2:6) (1420 RPM - 30°)	Inlet	49	56	62	68	70	71	73	67	77
BOX HB 56 T4/T8 0,75/0,12kW (A2:9) (720 RPM - 25°)	Inlet	34	39	48	54	57	57	58	52	63
BOX HB 56 T4/T8 0,75/0,12kW (A2:9) (1420 RPM - 25°)	Inlet	50	55	64	70	73	73	74	68	79
BOX HB 56 T4/T8 0,75/0,12kW (A5:6) (720 RPM - 32.5°)	Inlet	36	43	48	57	57	58	61	52	65
BOX HB 56 T4/T8 0,75/0,12kW (A5:6) (720 RPM - 30°)	Inlet	38	45	50	59	60	59	62	54	66
BOX HB 56 T4/T8 0,75/0,12kW (A5:6) (1420 RPM - 30°)	Inlet	51	58	63	72	72	73	76	67	80
BOX HB 56 T4/T8 0,75/0,12kW (A5:6) (1420 RPM - 32.5°)	Inlet	53	60	65	74	75	75	77	69	82
BOX HB 56 T4/T8 1,1/0,18kW (A2:6) (720 RPM - 42.5°)	Inlet	36	42	48	53	55	57	57	51	62
BOX HB 56 T4/T8 1,1/0,18kW (A2:6) (720 RPM - 40°)	Inlet	35	42	47	53	55	57	57	51	62
BOX HB 56 T4/T8 1,1/0,18kW (A2:6) (720 RPM - 37.5°)	Inlet	34	41	46	52	54	56	57	51	62
BOX HB 56 T4/T8 1,1/0,18kW (A2:6) (720 RPM - 35°)	Inlet	33	40	45	52	54	56	57	51	61
BOX HB 56 T4/T8 1,1/0,18kW (A2:6) (1420 RPM - 42.5°)	Inlet	52	58	64	69	71	73	73	67	78
BOX HB 56 T4/T8 1,1/0,18kW (A2:6) (1420 RPM - 40°)	Inlet	51	58	63	68	71	72	73	67	78
BOX HB 56 T4/T8 1,1/0,18kW (A2:6) (1420 RPM - 37.5°)	Inlet	50	57	62	68	70	72	73	67	78
BOX HB 56 T4/T8 1,1/0,18kW (A2:6) (1420 RPM - 35°)	Inlet	49	56	61	68	70	72	72	67	77
BOX HB 56 T4/T8 1,1/0,18kW (A2:9) (720 RPM - 35°)	Inlet	34	40	49	54	57	58	60	54	64
BOX HB 56 T4/T8 1,1/0,18kW (A2:9) (720 RPM - 32.5°)	Inlet	34	40	49	54	58	58	60	54	64
BOX HB 56 T4/T8 1,1/0,18kW (A2:9) (720 RPM - 30°)	Inlet	35	40	48	54	58	58	59	54	64

Sound power Lw dB (A)

Model		63 Hz	125 Hz	250 Hz	500 Hz	1000 Hz	2000 Hz	4000 Hz	8000 Hz	Total
BOX HB 56 T4/T8 1,1/0,18kW (A2:9) (720 RPM - 27.5°)	Inlet	35	40	48	54	58	58	59	53	64
BOX HB 56 T4/T8 1,1/0,18kW (A2:9) (1420 RPM - 27.5°)	Inlet	51	56	64	70	73	74	75	69	80
BOX HB 56 T4/T8 1,1/0,18kW (A2:9) (1420 RPM - 35°)	Inlet	50	56	65	70	73	74	76	70	80
BOX HB 56 T4/T8 1,1/0,18kW (A2:9) (1420 RPM - 32.5°)	Inlet	50	56	65	70	73	74	75	70	80
BOX HB 56 T4/T8 1,1/0,18kW (A2:9) (1420 RPM - 30°)	Inlet	51	56	64	70	74	74	75	70	80
BOX HB 56 T4/T8 1,1/0,18kW (A5:6) (720 RPM - 37.5°)	Inlet	36	43	48	56	56	57	60	51	64
BOX HB 56 T4/T8 1,1/0,18kW (A5:6) (720 RPM - 35°)	Inlet	35	42	47	55	55	57	59	51	63
BOX HB 56 T4/T8 1,1/0,18kW (A5:6) (1420 RPM - 37.5°)	Inlet	51	58	63	72	71	73	75	66	79
BOX HB 56 T4/T8 1,1/0,18kW (A5:6) (1420 RPM - 35°)	Inlet	50	57	62	71	70	72	75	66	79
BOX HB 56 T4/T8 1,5/0,25kW (A2:6) (720 RPM - 45°)	Inlet	37	41	49	53	56	58	57	52	63
BOX HB 56 T4/T8 1,5/0,25kW (A2:6) (1420 RPM - 45°)	Inlet	53	57	65	69	72	74	73	68	79
BOX HB 56 T4/T8 1,5/0,25kW (A2:9) (720 RPM - 42.5°)	Inlet	34	41	50	54	57	58	59	53	64
BOX HB 56 T4/T8 1,5/0,25kW (A2:9) (720 RPM - 40°)	Inlet	34	41	50	54	57	58	59	53	64
BOX HB 56 T4/T8 1,5/0,25kW (A2:9) (720 RPM - 37.5°)	Inlet	34	40	49	54	57	58	59	54	64
BOX HB 56 T4/T8 1,5/0,25kW (A2:9) (1420 RPM - 37.5°)	Inlet	50	56	65	70	73	74	75	70	80
BOX HB 56 T4/T8 1,5/0,25kW (A2:9) (1420 RPM - 42.5°)	Inlet	50	57	66	70	73	74	75	69	80
BOX HB 56 T4/T8 1,5/0,25kW (A2:9) (1420 RPM - 40°)	Inlet	50	57	66	70	73	74	75	69	80
BOX HB 56 T4/T8 1,5/0,25kW (A5:6) (720 RPM - 40°)	Inlet	38	45	50	57	57	58	60	52	65
BOX HB 56 T4/T8 1,5/0,25kW (A5:6) (1420 RPM - 40°)	Inlet	53	60	65	73	72	73	76	67	80
BOX HB 63 T4/T8 0,55/0,09kW (A2:6) (720 RPM - 20°)	Inlet	30	33	45	55	55	54	56	51	61
BOX HB 63 T4/T8 0,55/0,09kW (A2:6) (1420 RPM - 20°)	Inlet	46	48	61	71	70	70	72	67	77
BOX HB 63 T4/T8 0,75/0,12kW (A2:6) (720 RPM - 25°)	Inlet	34	39	48	56	57	58	59	54	64
BOX HB 63 T4/T8 0,75/0,12kW (A2:6) (1420 RPM - 25°)	Inlet	50	55	64	72	73	74	75	70	80

Sound power Lw dB (A)

Model		63 Hz	125 Hz	250 Hz	500 Hz	1000 Hz	2000 Hz	4000 Hz	8000 Hz	Total
BOX HB 63 T4/T8 0,75/0,12kW (A2:9) (720 RPM - 20°)	Inlet	38	41	52	58	60	59	60	55	66
BOX HB 63 T4/T8 0,75/0,12kW (A2:9) (1420 RPM - 20°)	Inlet	54	57	68	74	75	74	76	71	82
BOX HB 63 T4/T8 0,75/0,12kW (A5:6) (720 RPM - 25°)	Inlet	39	48	53	62	62	61	62	57	68
BOX HB 63 T4/T8 0,75/0,12kW (A5:6) (1420 RPM - 25°)	Inlet	54	63	68	77	77	76	77	72	83
BOX HB 63 T4/T8 1,1/0,18kW (A2:6) (720 RPM - 32.5°)	Inlet	34	42	47	54	56	58	59	53	64
BOX HB 63 T4/T8 1,1/0,18kW (A2:6) (720 RPM - 30°)	Inlet	34	41	48	55	57	58	59	54	64
BOX HB 63 T4/T8 1,1/0,18kW (A2:6) (720 RPM - 27.5°)	Inlet	34	40	48	55	57	58	59	54	64
BOX HB 63 T4/T8 1,1/0,18kW (A2:6) (1420 RPM - 27.5°)	Inlet	50	56	64	71	73	74	75	70	80
BOX HB 63 T4/T8 1,1/0,18kW (A2:6) (1420 RPM - 32.5°)	Inlet	50	58	63	70	72	74	74	69	79
BOX HB 63 T4/T8 1,1/0,18kW (A2:6) (1420 RPM - 30°)	Inlet	50	57	63	71	72	74	75	70	80
BOX HB 63 T4/T8 1,1/0,18kW (A2:9) (720 RPM - 27.5°)	Inlet	39	43	51	57	59	60	62	56	66
BOX HB 63 T4/T8 1,1/0,18kW (A2:9) (720 RPM - 25°)	Inlet	38	42	51	57	59	59	61	55	66
BOX HB 63 T4/T8 1,1/0,18kW (A2:9) (1420 RPM - 27.5°)	Inlet	55	59	67	73	75	76	77	72	82
BOX HB 63 T4/T8 1,1/0,18kW (A2:9) (1420 RPM - 25°)	Inlet	54	58	67	73	75	75	77	71	82
BOX HB 63 T4/T8 1,1/0,18kW (A5:6) (720 RPM - 30°)	Inlet	42	50	56	62	62	61	64	59	69
BOX HB 63 T4/T8 1,1/0,18kW (A5:6) (1420 RPM - 30°)	Inlet	57	65	71	77	77	76	79	74	84
BOX HB 63 T4/T8 1,5/0,25kW (A2:6) (720 RPM - 40°)	Inlet	37	43	49	55	57	59	59	53	64
BOX HB 63 T4/T8 1,5/0,25kW (A2:6) (720 RPM - 37.5°)	Inlet	35	42	47	54	56	58	58	53	64
BOX HB 63 T4/T8 1,5/0,25kW (A2:6) (720 RPM - 35°)	Inlet	34	41	46	53	55	58	58	53	63
BOX HB 63 T4/T8 1,5/0,25kW (A2:6) (1420 RPM - 35°)	Inlet	50	57	62	69	71	74	74	69	79
BOX HB 63 T4/T8 1,5/0,25kW (A2:6) (1420 RPM - 40°)	Inlet	52	59	64	70	73	74	74	69	80
BOX HB 63 T4/T8 1,5/0,25kW (A2:6) (1420 RPM - 37.5°)	Inlet	51	58	63	70	72	74	74	69	79
BOX HB 63 T4/T8 1,5/0,25kW (A2:9) (720 RPM - 32.5°)	Inlet	38	44	51	58	60	61	62	57	67

Sound power Lw dB (A)

Model		63 Hz	125 Hz	250 Hz	500 Hz	1000 Hz	2000 Hz	4000 Hz	8000 Hz	Total
BOX HB 63 T4/T8 1,5/0,25kW (A2:9) (720 RPM - 30°)	Inlet	39	44	51	58	59	61	62	57	67
BOX HB 63 T4/T8 1,5/0,25kW (A2:9) (1420 RPM - 32.5°)	Inlet	54	60	67	74	76	77	78	72	83
BOX HB 63 T4/T8 1,5/0,25kW (A2:9) (1420 RPM - 30°)	Inlet	55	60	67	73	75	77	78	72	83
BOX HB 63 T4/T8 1,5/0,25kW (A5:6) (720 RPM - 35°)	Inlet	56	64	69	72	73	73	76	70	80
BOX HB 63 T4/T8 1,5/0,25kW (A5:6) (720 RPM - 32.5°)	Inlet	41	49	55	59	60	59	62	57	67
BOX HB 63 T4/T8 1,5/0,25kW (A5:6) (1420 RPM - 35°)	Inlet	56	64	69	72	73	73	76	70	80
BOX HB 63 T4/T8 1,5/0,25kW (A5:6) (1420 RPM - 32.5°)	Inlet	56	65	70	74	75	74	77	72	82
BOX HB 63 T4/T8 2,2/0,37kW (A2:6) (720 RPM - 45°)	Inlet	39	43	51	56	59	59	59	53	65
BOX HB 63 T4/T8 2,2/0,37kW (A2:6) (720 RPM - 42.5°)	Inlet	37	43	49	55	57	59	59	53	64
BOX HB 63 T4/T8 2,2/0,37kW (A2:6) (1420 RPM - 42.5°)	Inlet	53	59	65	71	73	75	75	69	80
BOX HB 63 T4/T8 2,2/0,37kW (A2:6) (1420 RPM - 45°)	Inlet	55	59	67	71	75	75	75	69	81
BOX HB 63 T4/T8 2,2/0,37kW (A2:9) (720 RPM - 42.5°)	Inlet	38	45	50	57	60	61	62	57	67
BOX HB 63 T4/T8 2,2/0,37kW (A2:9) (720 RPM - 40°)	Inlet	38	45	50	57	60	61	62	57	67
BOX HB 63 T4/T8 2,2/0,37kW (A2:9) (720 RPM - 37.5°)	Inlet	38	44	51	57	60	61	62	57	67
BOX HB 63 T4/T8 2,2/0,37kW (A2:9) (720 RPM - 35°)	Inlet	38	44	51	58	60	61	62	57	67
BOX HB 63 T4/T8 2,2/0,37kW (A2:9) (1420 RPM - 42.5°)	Inlet	54	61	66	73	76	77	78	73	83
BOX HB 63 T4/T8 2,2/0,37kW (A2:9) (1420 RPM - 40°)	Inlet	54	60	66	73	76	77	77	73	83
BOX HB 63 T4/T8 2,2/0,37kW (A2:9) (1420 RPM - 37.5°)	Inlet	54	60	67	73	76	77	78	73	83
BOX HB 63 T4/T8 2,2/0,37kW (A2:9) (1420 RPM - 35°)	Inlet	54	60	67	74	76	77	78	73	83
BOX HB 63 T4/T8 2,2/0,37kW (A5:6) (720 RPM - 37.5°)	Inlet	41	49	54	58	59	59	61	55	66
BOX HB 63 T4/T8 2,2/0,37kW (A5:6) (720 RPM - 40°)	Inlet	42	49	54	59	59	60	62	55	67
BOX HB 63 T4/T8 2,2/0,37kW (A5:6) (1420 RPM - 37.5°)	Inlet	56	64	69	73	74	74	76	70	81
BOX HB 63 T4/T8 2,2/0,37kW (A5:6) (1420 RPM - 40°)	Inlet	57	64	69	74	75	75	77	70	82

Sound power Lw dB (A)

Model		63 Hz	125 Hz	250 Hz	500 Hz	1000 Hz	2000 Hz	4000 Hz	8000 Hz	Total
BOX HB 63 T4/T8 3/0,55kW (A2:9) (720 RPM - 45°)	Inlet	38	45	50	57	60	61	62	56	67
BOX HB 63 T4/T8 3/0,55kW (A2:9) (1420 RPM - 45°)	Inlet	54	61	66	73	75	77	78	72	83
BOX HB 71 T4/T8 0,75/0,12kW (A2:6) (1420 RPM - 20°)	Inlet	52	58	69	76	80	79	81	75	86
BOX HB 71 T4/T8 0,75/0,12kW (A5:6) (720 RPM - 20°)	Inlet	37	48	53	68	67	64	66	58	73
BOX HB 71 T4/T8 0,75/0,12kW (A5:6) (1420 RPM - 20°)	Inlet	52	63	68	83	82	79	81	73	88
BOX HB 71 T4/T8 1,1/0,18kW (A2:6) (1420 RPM - 25°)	Inlet	54	60	68	76	78	79	80	74	85
BOX HB 71 T4/T8 1,1/0,18kW (A2:9) (720 RPM - 20°)	Inlet	41	48	57	64	66	66	68	61	73
BOX HB 71 T4/T8 1,1/0,18kW (A2:9) (1420 RPM - 20°)	Inlet	57	63	72	80	82	82	84	76	88
BOX HB 71 T4/T8 1,1/0,18kW (A5:6) (720 RPM - 25°)	Inlet	41	48	53	66	65	64	66	57	72
BOX HB 71 T4/T8 1,1/0,18kW (A5:6) (1420 RPM - 25°)	Inlet	56	64	69	81	81	79	81	72	87
BOX HB 71 T4/T8 1,5/0,25kW (A2:6) (720 RPM - 32.5°)	Inlet	38	45	50	57	59	61	62	56	67
BOX HB 71 T4/T8 1,5/0,25kW (A2:6) (720 RPM - 30°)	Inlet	39	45	51	59	60	62	63	58	68
BOX HB 71 T4/T8 1,5/0,25kW (A2:6) (720 RPM - 27.5°)	Inlet	39	45	51	59	61	62	63	58	68
BOX HB 71 T4/T8 1,5/0,25kW (A2:6) (1420 RPM - 27.5°)	Inlet	54	61	67	75	77	78	79	74	84
BOX HB 71 T4/T8 1,5/0,25kW (A2:6) (1420 RPM - 32.5°)	Inlet	54	61	66	73	75	77	78	72	83
BOX HB 71 T4/T8 1,5/0,25kW (A2:6) (1420 RPM - 30°)	Inlet	55	61	67	75	76	78	79	74	84
BOX HB 71 T4/T8 1,5/0,25kW (A2:9) (720 RPM - 25°)	Inlet	41	48	55	62	65	65	66	60	71
BOX HB 71 T4/T8 1,5/0,25kW (A2:9) (1420 RPM - 25°)	Inlet	57	64	71	78	80	81	82	76	87
BOX HB 71 T4/T8 1,5/0,25kW (A5:6) (720 RPM - 30°)	Inlet	43	50	55	64	64	65	66	55	71
BOX HB 71 T4/T8 1,5/0,25kW (A5:6) (1420 RPM - 30°)	Inlet	58	65	70	79	79	80	81	70	86
BOX HB 71 T4/T8 2,2/0,37kW (A2:6) (720 RPM - 40°)	Inlet	40	47	52	58	61	62	61	55	67
BOX HB 71 T4/T8 2,2/0,37kW (A2:6) (720 RPM - 37.5°)	Inlet	39	46	51	57	60	61	61	55	67
BOX HB 71 T4/T8 2,2/0,37kW (A2:6) (720 RPM - 35°)	Inlet	38	45	50	56	58	61	61	55	66

		Sound power Lw dB (A)								
Model		63 Hz	125 Hz	250 Hz	500 Hz	1000 Hz	2000 Hz	4000 Hz	8000 Hz	Total
BOX HB 71 T4/T8 2,2/0,37kW (A2:6) (1420 RPM - 40°)	Inlet	56	63	68	74	77	78	77	71	83
BOX HB 71 T4/T8 2,2/0,37kW (A2:6) (1420 RPM - 37.5°)	Inlet	55	62	67	73	75	77	77	71	82
BOX HB 71 T4/T8 2,2/0,37kW (A2:6) (1420 RPM - 35°)	Inlet	54	61	66	72	74	76	77	71	82
BOX HB 71 T4/T8 2,2/0,37kW (A2:9) (720 RPM - 32.5°)	Inlet	41	48	53	60	63	64	65	59	70
BOX HB 71 T4/T8 2,2/0,37kW (A2:9) (720 RPM - 30°)	Inlet	41	48	53	60	63	64	65	59	70
BOX HB 71 T4/T8 2,2/0,37kW (A2:9) (720 RPM - 27.5°)	Inlet	41	48	54	61	63	64	65	60	70
BOX HB 71 T4/T8 2,2/0,37kW (A2:9) (1420 RPM - 32.5°)	Inlet	57	64	69	76	79	80	80	75	86
BOX HB 71 T4/T8 2,2/0,37kW (A2:9) (1420 RPM - 30°)	Inlet	57	64	69	76	79	80	81	75	86
BOX HB 71 T4/T8 2,2/0,37kW (A2:9) (1420 RPM - 27.5°)	Inlet	57	64	70	77	79	80	81	75	86
BOX HB 71 T4/T8 2,2/0,37kW (A5:6) (720 RPM - 35°)	Inlet	44	51	56	58	62	64	65	54	69
BOX HB 71 T4/T8 2,2/0,37kW (A5:6) (720 RPM - 32.5°)	Inlet	43	50	55	61	63	65	65	55	70
BOX HB 71 T4/T8 2,2/0,37kW (A5:6) (1420 RPM - 35°)	Inlet	59	66	71	73	77	79	80	69	84
BOX HB 71 T4/T8 2,2/0,37kW (A5:6) (1420 RPM - 32.5°)	Inlet	59	66	71	76	78	80	81	70	85
BOX HB 71 T4/T8 3/0,55kW (A2:6) (720 RPM - 45°)	Inlet	43	47	55	58	61	62	62	55	68
BOX HB 71 T4/T8 3/0,55kW (A2:6) (720 RPM - 42.5°)	Inlet	41	47	53	58	61	62	61	55	67
BOX HB 71 T4/T8 3/0,55kW (A2:6) (1420 RPM - 45°)	Inlet	59	63	71	74	77	78	78	71	83
BOX HB 71 T4/T8 3/0,55kW (A2:6) (1420 RPM - 42.5°)	Inlet	57	63	69	74	77	78	77	71	83
BOX HB 71 T4/T8 3/0,55kW (A2:9) (720 RPM - 37.5°)	Inlet	42	49	54	60	63	65	64	59	70
BOX HB 71 T4/T8 3/0,55kW (A2:9) (720 RPM - 35°)	Inlet	41	48	53	60	63	65	64	59	70
BOX HB 71 T4/T8 3/0,55kW (A2:9) (1420 RPM - 37.5°)	Inlet	58	65	70	76	79	80	80	75	86
BOX HB 71 T4/T8 3/0,55kW (A2:9) (1420 RPM - 35°)	Inlet	57	64	69	76	79	80	80	75	86
BOX HB 71 T4/T8 3/0,55kW (A5:6) (720 RPM - 40°)	Inlet	49	55	61	63	66	67	68	58	73
BOX HB 71 T4/T8 3/0,55kW (A5:6) (720 RPM - 37.5°)	Inlet	47	53	59	61	64	66	67	56	71

Sound power Lw dB (A)

Model		63 Hz	125 Hz	250 Hz	500 Hz	1000 Hz	2000 Hz	4000 Hz	8000 Hz	Total
BOX HB 71 T4/T8 3/0,55kW (A5:6) (1420 RPM - 40°)	Inlet	64	70	76	78	81	82	83	73	88
BOX HB 71 T4/T8 3/0,55kW (A5:6) (1420 RPM - 37.5°)	Inlet	62	68	74	76	79	81	82	71	86
BOX HB 80 T4/T8 1,1/0,18kW (A2:6) (720 RPM - 20°)	Inlet	35	42	52	61	64	64	65	61	70
BOX HB 80 T4/T8 1,1/0,18kW (A2:6) (1420 RPM - 20°)	Inlet	51	58	68	76	80	80	81	76	86
BOX HB 80 T4/T8 1,5/0,25kW (A2:6) (720 RPM - 25°)	Inlet	39	46	53	60	64	64	66	60	70
BOX HB 80 T4/T8 1,5/0,25kW (A2:6) (1420 RPM - 25°)	Inlet	54	61	69	76	80	80	81	76	86
BOX HB 80 T4/T8 1,5/0,25kW (A2:9) (720 RPM - 20°)	Inlet	41	53	58	70	72	71	73	65	78
BOX HB 80 T4/T8 1,5/0,25kW (A2:9) (1420 RPM - 20°)	Inlet	57	69	74	86	88	86	89	81	94
BOX HB 80 T4/T8 2,2/0,37kW (A2:6) (720 RPM - 32.5°)	Inlet	42	49	54	60	63	65	65	59	70
BOX HB 80 T4/T8 2,2/0,37kW (A2:6) (720 RPM - 30°)	Inlet	41	48	53	60	63	65	65	59	70
BOX HB 80 T4/T8 2,2/0,37kW (A2:6) (720 RPM - 27.5°)	Inlet	41	48	53	60	63	65	65	59	70
BOX HB 80 T4/T8 2,2/0,37kW (A2:6) (1420 RPM - 32.5°)	Inlet	58	65	70	76	79	81	81	74	86
BOX HB 80 T4/T8 2,2/0,37kW (A2:6) (1420 RPM - 30°)	Inlet	57	64	69	76	79	81	81	75	86
BOX HB 80 T4/T8 2,2/0,37kW (A2:6) (1420 RPM - 27.5°)	Inlet	57	64	69	76	79	81	81	75	86
BOX HB 80 T4/T8 2,2/0,37kW (A2:9) (720 RPM - 25°)	Inlet	43	52	57	68	70	69	71	64	76
BOX HB 80 T4/T8 2,2/0,37kW (A2:9) (1420 RPM - 25°)	Inlet	59	68	73	83	86	85	87	80	92
BOX HB 80 T4/T8 3/0,55kW (A2:6) (720 RPM - 35°)	Inlet	43	50	55	60	63	65	65	58	70
BOX HB 80 T4/T8 3/0,55kW (A2:6) (720 RPM - 37.5°)	Inlet	43	50	55	59	62	64	64	57	69
BOX HB 80 T4/T8 3/0,55kW (A2:6) (1420 RPM - 35°)	Inlet	59	66	71	75	78	81	81	74	86
BOX HB 80 T4/T8 3/0,55kW (A2:6) (1420 RPM - 37.5°)	Inlet	59	66	71	75	78	80	80	73	85
BOX HB 80 T4/T8 3/0,55kW (A2:9) (720 RPM - 30°)	Inlet	45	52	57	65	68	69	69	63	74
BOX HB 80 T4/T8 3/0,55kW (A2:9) (720 RPM - 27.5°)	Inlet	45	52	57	66	69	69	70	64	75
BOX HB 80 T4/T8 3/0,55kW (A2:9) (1420 RPM - 30°)	Inlet	60	67	72	81	84	85	85	79	90

Sound power Lw dB (A)										
Model		63 Hz	125 Hz	250 Hz	500 Hz	1000 Hz	2000 Hz	4000 Hz	8000 Hz	Total
BOX HB 80 T4/T8 3/0,55kW (A2:9) (1420 RPM - 27.5°)	Inlet	60	68	73	82	85	85	86	79	91
BOX HB 80 T4/T8 3/0,55kW (A5:6) (720 RPM - 35°)	Inlet	44	51	56	61	64	64	68	58	71
BOX HB 80 T4/T8 3/0,55kW (A5:6) (720 RPM - 32.5°)	Inlet	45	52	57	63	66	66	70	61	73
BOX HB 80 T4/T8 3/0,55kW (A5:6) (720 RPM - 30°)	Inlet	46	53	58	65	69	68	71	65	76
BOX HB 80 T4/T8 3/0,55kW (A5:6) (1420 RPM - 35°)	Inlet	59	66	71	76	79	79	83	73	86
BOX HB 80 T4/T8 3/0,55kW (A5:6) (1420 RPM - 32.5°)	Inlet	60	67	72	78	82	81	85	77	88
BOX HB 80 T4/T8 3/0,55kW (A5:6) (1420 RPM - 30°)	Inlet	61	68	73	80	84	83	87	80	91
BOX HB 80 T4/T8 4/0,75kW (A2:6) (720 RPM - 42.5°)	Inlet	43	50	56	59	62	63	63	56	69
BOX HB 80 T4/T8 4/0,75kW (A2:6) (720 RPM - 40°)	Inlet	43	50	55	59	62	63	63	56	69
BOX HB 80 T4/T8 4/0,75kW (A2:6) (1420 RPM - 42.5°)	Inlet	59	66	72	75	78	79	79	72	85
BOX HB 80 T4/T8 4/0,75kW (A2:6) (1420 RPM - 40°)	Inlet	58	66	71	75	78	79	79	72	85
BOX HB 80 T4/T8 4/0,75kW (A2:9) (720 RPM - 32.5°)	Inlet	44	51	56	64	67	68	68	62	74
BOX HB 80 T4/T8 4/0,75kW (A2:9) (1420 RPM - 32.5°)	Inlet	60	67	72	80	83	84	84	78	90
BOX HB 80 T4/T8 4/0,75kW (A5:6) (720 RPM - 37.5°)	Inlet	46	53	58	62	65	65	68	58	72
BOX HB 80 T4/T8 4/0,75kW (A5:6) (720 RPM - 40°)	Inlet	48	55	60	64	66	66	67	58	73
BOX HB 80 T4/T8 4/0,75kW (A5:6) (1420 RPM - 37.5°)	Inlet	61	68	73	77	80	80	83	73	87
BOX HB 80 T4/T8 4/0,75kW (A5:6) (1420 RPM - 40°)	Inlet	63	70	75	79	81	81	83	73	88
BOX HB 80 T4/T8 5,5/1,1kW (A2:6) (720 RPM - 45°)	Inlet	43	51	57	60	63	63	63	56	69
BOX HB 80 T4/T8 5,5/1,1kW (A2:6) (1420 RPM - 45°)	Inlet	59	66	72	76	79	79	79	72	85
BOX HB 80 T4/T8 5,5/1,1kW (A2:9) (720 RPM - 40°)	Inlet	45	52	57	62	65	67	67	60	72
BOX HB 80 T4/T8 5,5/1,1kW (A2:9) (720 RPM - 37.5°)	Inlet	44	51	56	62	66	68	67	61	73
BOX HB 80 T4/T8 5,5/1,1kW (A2:9) (720 RPM - 35°)	Inlet	44	51	56	62	66	68	67	61	73
BOX HB 80 T4/T8 5,5/1,1kW (A2:9) (1420 RPM - 40°)	Inlet	61	68	73	78	81	83	82	76	88

		Sound power Lw dB (A)								
Model		63 Hz	125 Hz	250 Hz	500 Hz	1000 Hz	2000 Hz	4000 Hz	8000 Hz	Total
BOX HB 80 T4/T8 5,5/1,1kW (A2:9) (1420 RPM - 37.5°)	Inlet	60	67	72	78	82	84	83	77	88
BOX HB 80 T4/T8 5,5/1,1kW (A2:9) (1420 RPM - 35°)	Inlet	59	66	71	78	82	84	83	77	89
BOX HB 90 T4/T8 3/0,55kW (A6:3) (720 RPM - 22°)	Inlet	42	46	54	58	62	63	66	60	70
BOX HB 90 T4/T8 3/0,55kW (A6:3) (1420 RPM - 22°)	Inlet	58	62	70	74	78	79	82	76	86
BOX HB 90 T4/T8 3/0,55kW (A6:3) (1420 RPM - 20°)	Inlet	57	60	69	72	76	77	81	75	84
BOX HB 90 T4/T8 4/0,75kW (A6:3) (720 RPM - 26°)	Inlet	44	49	57	62	64	65	68	62	72
BOX HB 90 T4/T8 4/0,75kW (A6:3) (720 RPM - 24°)	Inlet	44	48	56	60	63	64	67	61	71
BOX HB 90 T4/T8 4/0,75kW (A6:3) (720 RPM - 28°)	Inlet	45	50	58	64	65	66	68	63	73
BOX HB 90 T4/T8 4/0,75kW (A6:3) (1420 RPM - 26°)	Inlet	60	65	73	78	80	81	84	78	88
BOX HB 90 T4/T8 4/0,75kW (A6:3) (1420 RPM - 24°)	Inlet	59	64	72	76	79	80	83	77	87
BOX HB 90 T4/T8 4/0,75kW (A6:3) (1420 RPM - 28°)	Inlet	61	66	74	79	81	82	84	79	89
BOX HB 90 T4/T8 5,5/1,1kW (A6:3) (720 RPM - 30°)	Inlet	46	52	59	65	67	68	69	63	74
BOX HB 90 T4/T8 5,5/1,1kW (A6:3) (720 RPM - 32°)	Inlet	46	52	59	67	67	68	70	64	75
BOX HB 90 T4/T8 5,5/1,1kW (A6:3) (1420 RPM - 30°)	Inlet	62	68	75	81	82	83	85	79	90
BOX HB 90 T4/T8 5,5/1,1kW (A6:3) (1420 RPM - 32°)	Inlet	62	68	75	83	83	84	85	80	91
BOX HB 90 T4/T8 5,5/1,1kW (A6:6) (720 RPM - 22°)	Inlet	47	56	62	70	73	72	72	68	79
BOX HB 90 T4/T8 5,5/1,1kW (A6:6) (1420 RPM - 22°)	Inlet	63	72	78	86	89	88	88	83	94
BOX HB 90 T4/T8 5,5/1,1kW (A6:6) (1420 RPM - 20°)	Inlet	62	72	78	85	89	87	88	83	94
BOX HB 90 T4/T8 7,5/1,5kW (A6:3) (720 RPM - 34°)	Inlet	47	53	60	68	68	69	70	64	75
BOX HB 90 T4/T8 7,5/1,5kW (A6:3) (720 RPM - 36°)	Inlet	47	53	60	69	69	70	70	65	76
BOX HB 90 T4/T8 7,5/1,5kW (A6:3) (1420 RPM - 36°)	Inlet	63	69	76	85	84	86	86	81	92
BOX HB 90 T4/T8 7,5/1,5kW (A6:3) (1420 RPM - 34°)	Inlet	63	69	76	84	84	85	86	80	91
BOX HB 90 T4/T8 7,5/1,5kW (A6:6) (720 RPM - 26°)	Inlet	49	58	64	71	73	73	74	69	79

Sound power Lw dB (A)

Model		63 Hz	125 Hz	250 Hz	500 Hz	1000 Hz	2000 Hz	4000 Hz	8000 Hz	Total
BOX HB 90 T4/T8 7,5/1,5kW (A6:6) (720 RPM - 24°)	Inlet	48	57	63	71	73	72	73	68	79
BOX HB 90 T4/T8 7,5/1,5kW (A6:6) (720 RPM - 28°)	Inlet	49	58	64	71	73	73	74	69	80
BOX HB 90 T4/T8 7,5/1,5kW (A6:6) (1420 RPM - 28°)	Inlet	65	74	80	87	89	89	90	85	95
BOX HB 90 T4/T8 7,5/1,5kW (A6:6) (1420 RPM - 26°)	Inlet	64	74	79	87	89	88	89	85	95
BOX HB 90 T4/T8 7,5/1,5kW (A6:6) (1420 RPM - 24°)	Inlet	64	73	79	86	89	88	89	84	95
BOX HB 90 T4/T8 11/3kW (A6:3) (720 RPM - 40°)	Inlet	47	55	62	71	71	72	72	67	78
BOX HB 90 T4/T8 11/3kW (A6:3) (720 RPM - 38°)	Inlet	47	55	61	70	70	71	71	66	77
BOX HB 90 T4/T8 11/3kW (A6:3) (1420 RPM - 40°)	Inlet	63	71	78	86	87	88	88	83	94
BOX HB 90 T4/T8 11/3kW (A6:3) (1420 RPM - 38°)	Inlet	63	70	77	86	86	87	87	82	93
BOX HB 90 T4/T8 11/3kW (A6:6) (720 RPM - 34°)	Inlet	47	56	61	68	69	70	72	66	77
BOX HB 90 T4/T8 11/3kW (A6:6) (720 RPM - 32°)	Inlet	49	58	63	70	71	72	73	68	78
BOX HB 90 T4/T8 11/3kW (A6:6) (720 RPM - 30°)	Inlet	50	59	64	72	73	73	74	70	80
BOX HB 90 T4/T8 11/3kW (A6:6) (1420 RPM - 34°)	Inlet	63	72	77	84	85	86	88	82	92
BOX HB 90 T4/T8 11/3kW (A6:6) (1420 RPM - 32°)	Inlet	65	74	79	86	87	87	89	84	94
BOX HB 90 T4/T8 11/3kW (A6:6) (1420 RPM - 30°)	Inlet	66	75	80	87	89	89	90	86	96
BOX HB 90 T4/T8 15/3,5kW (A6:6) (720 RPM - 40°)	Inlet	49	57	62	69	70	71	72	66	77
BOX HB 90 T4/T8 15/3,5kW (A6:6) (720 RPM - 38°)	Inlet	48	57	62	68	69	70	72	66	77
BOX HB 90 T4/T8 15/3,5kW (A6:6) (720 RPM - 36°)	Inlet	47	56	61	67	69	70	71	66	76
BOX HB 90 T4/T8 15/3,5kW (A6:6) (1420 RPM - 40°)	Inlet	65	73	78	85	86	87	88	82	93
BOX HB 90 T4/T8 15/3,5kW (A6:6) (1420 RPM - 38°)	Inlet	64	73	78	84	85	86	88	82	93
BOX HB 90 T4/T8 15/3,5kW (A6:6) (1420 RPM - 36°)	Inlet	63	72	77	83	85	86	87	82	92
BOX HB 100 T4/T8 5,5/1,1kW (A6:3) (720 RPM - 24°)	Inlet	47	53	59	64	68	70	73	66	76
BOX HB 100 T4/T8 5,5/1,1kW (A6:3) (720 RPM - 26°)	Inlet	47	53	59	64	68	69	72	65	76

Sound power Lw dB (A)

Model		63 Hz	125 Hz	250 Hz	500 Hz	1000 Hz	2000 Hz	4000 Hz	8000 Hz	Total
BOX HB 100 T4/T8 5,5/1,1kW (A6:3) (1420 RPM - 24°)	Inlet	63	69	75	80	84	85	88	82	92
BOX HB 100 T4/T8 5,5/1,1kW (A6:3) (1420 RPM - 26°)	Inlet	63	69	75	80	84	85	88	81	91
BOX HB 100 T4/T8 5,5/1,1kW (A6:3) (1420 RPM - 20°)	Inlet	61	68	73	78	84	85	89	81	92
BOX HB 100 T4/T8 5,5/1,1kW (A6:3) (1420 RPM - 22°)	Inlet	61	68	73	78	84	85	89	81	92
BOX HB 100 T4/T8 7,5/1,5kW (A6:3) (720 RPM - 30°)	Inlet	47	53	59	65	67	68	70	64	75
BOX HB 100 T4/T8 7,5/1,5kW (A6:3) (720 RPM - 28°)	Inlet	47	53	59	65	68	69	71	65	75
BOX HB 100 T4/T8 7,5/1,5kW (A6:3) (1420 RPM - 30°)	Inlet	63	69	75	81	83	84	86	80	91
BOX HB 100 T4/T8 7,5/1,5kW (A6:3) (1420 RPM - 28°)	Inlet	63	69	75	80	83	85	87	81	91
BOX HB 100 T4/T8 7,5/1,5kW (A6:6) (720 RPM - 22°)	Inlet	50	61	66	76	76	76	76	72	83
BOX HB 100 T4/T8 7,5/1,5kW (A6:6) (1420 RPM - 22°)	Inlet	66	77	82	92	92	92	92	88	99
BOX HB 100 T4/T8 7,5/1,5kW (A6:6) (1420 RPM - 20°)	Inlet	66	77	82	92	93	92	92	88	99
BOX HB 100 T4/T8 11/3kW (A6:3) (720 RPM - 36°)	Inlet	51	56	63	69	71	71	72	67	78
BOX HB 100 T4/T8 11/3kW (A6:3) (720 RPM - 34°)	Inlet	50	56	62	68	70	71	71	66	77
BOX HB 100 T4/T8 11/3kW (A6:3) (720 RPM - 32°)	Inlet	49	54	61	67	69	70	71	65	76
BOX HB 100 T4/T8 11/3kW (A6:3) (1420 RPM - 36°)	Inlet	66	72	79	85	87	87	88	83	93
BOX HB 100 T4/T8 11/3kW (A6:3) (1420 RPM - 34°)	Inlet	66	72	78	84	86	87	87	82	93
BOX HB 100 T4/T8 11/3kW (A6:3) (1420 RPM - 32°)	Inlet	65	70	77	82	84	85	87	81	92
BOX HB 100 T4/T8 11/3kW (A6:6) (720 RPM - 28°)	Inlet	54	62	68	76	76	77	78	73	84
BOX HB 100 T4/T8 11/3kW (A6:6) (720 RPM - 26°)	Inlet	52	62	67	76	76	76	77	72	83
BOX HB 100 T4/T8 11/3kW (A6:6) (720 RPM - 24°)	Inlet	51	61	66	75	76	76	76	72	83
BOX HB 100 T4/T8 11/3kW (A6:6) (1420 RPM - 28°)	Inlet	70	78	84	92	92	92	93	89	100
BOX HB 100 T4/T8 11/3kW (A6:6) (1420 RPM - 26°)	Inlet	68	78	83	91	92	92	93	88	99
BOX HB 100 T4/T8 11/3kW (A6:6) (1420 RPM - 24°)	Inlet	67	77	82	91	92	92	92	88	99

		Sound power Lw dB (A)								
Model		63 Hz	125 Hz	250 Hz	500 Hz	1000 Hz	2000 Hz	4000 Hz	8000 Hz	Total
BOX HB 100 T4/T8 15/3,5kW (A6:3) (720 RPM - 40°)	Inlet	50	58	63	71	72	73	73	68	79
BOX HB 100 T4/T8 15/3,5kW (A6:3) (720 RPM - 38°)	Inlet	50	57	63	70	71	72	72	68	78
BOX HB 100 T4/T8 15/3,5kW (A6:3) (1420 RPM - 40°)	Inlet	66	74	79	87	88	89	89	84	95
BOX HB 100 T4/T8 15/3,5kW (A6:3) (1420 RPM - 38°)	Inlet	66	73	79	86	87	88	88	83	94
BOX HB 100 T4/T8 15/3,5kW (A6:6) (720 RPM - 32°)	Inlet	54	62	68	73	75	75	76	71	82
BOX HB 100 T4/T8 15/3,5kW (A6:6) (720 RPM - 30°)	Inlet	54	62	69	75	76	76	78	73	83
BOX HB 100 T4/T8 15/3,5kW (A6:6) (1420 RPM - 32°)	Inlet	69	77	83	89	91	91	92	87	98
BOX HB 100 T4/T8 15/3,5kW (A6:6) (1420 RPM - 30°)	Inlet	70	78	84	91	92	92	94	89	99
BOX HB 100 T4/T8 17/4,3kW (A6:6) (720 RPM - 36°)	Inlet	52	60	66	70	73	73	75	69	80
BOX HB 100 T4/T8 17/4,3kW (A6:6) (720 RPM - 34°)	Inlet	53	61	67	71	73	74	75	70	80
BOX HB 100 T4/T8 17/4,3kW (A6:6) (1420 RPM - 36°)	Inlet	68	76	82	86	89	89	91	85	96
BOX HB 100 T4/T8 17/4,3kW (A6:6) (1420 RPM - 34°)	Inlet	69	77	83	87	89	90	91	86	96
BOX HB 100 T4/T8 20/5kW (A6:6) (720 RPM - 38°)	Inlet	53	61	67	71	74	74	75	70	81
BOX HB 100 T4/T8 20/5kW (A6:6) (1420 RPM - 38°)	Inlet	69	77	83	87	89	90	91	86	96
BOX HB 112 T4/T8 5,5/1,1kW (A6:3) (720 RPM - 22°)	Inlet	50	57	62	68	73	74	76	71	80
BOX HB 112 T4/T8 5,5/1,1kW (A6:3) (1420 RPM - 22°)	Inlet	66	73	78	84	89	90	92	87	96
BOX HB 112 T4/T8 5,5/1,1kW (A6:3) (1420 RPM - 20°)	Inlet	64	71	76	83	88	89	91	86	96
BOX HB 112 T4/T8 7,5/1,5kW (A6:3) (720 RPM - 24°)	Inlet	51	58	63	69	73	74	77	71	81
BOX HB 112 T4/T8 7,5/1,5kW (A6:3) (720 RPM - 26°)	Inlet	52	58	64	70	73	74	77	72	81
BOX HB 112 T4/T8 7,5/1,5kW (A6:3) (1420 RPM - 26°)	Inlet	68	74	80	86	89	90	93	87	97
BOX HB 112 T4/T8 7,5/1,5kW (A6:3) (1420 RPM - 24°)	Inlet	67	74	79	85	89	90	92	87	97
BOX HB 112 T4/T8 11/3kW (A6:3) (720 RPM - 30°)	Inlet	52	58	64	70	73	73	76	71	80
BOX HB 112 T4/T8 11/3kW (A6:3) (720 RPM - 28°)	Inlet	52	58	64	70	73	74	76	71	81

Sound power Lw dB (A)

Model		63 Hz	125 Hz	250 Hz	500 Hz	1000 Hz	2000 Hz	4000 Hz	8000 Hz	Total
BOX HB 112 T4/T8 11/3kW (A6:3) (1420 RPM - 30°)	Inlet	68	74	80	86	89	89	92	87	96
BOX HB 112 T4/T8 11/3kW (A6:3) (1420 RPM - 28°)	Inlet	68	74	80	86	89	90	92	87	97
BOX HB 112 T4/T8 11/3kW (A6:6) (720 RPM - 22°)	Inlet	51	62	67	78	79	78	79	74	85
BOX HB 112 T4/T8 11/3kW (A6:6) (1420 RPM - 22°)	Inlet	67	77	83	93	95	94	95	90	101
BOX HB 112 T4/T8 11/3kW (A6:6) (1420 RPM - 20°)	Inlet	66	77	83	94	95	94	95	90	101
BOX HB 112 T4/T8 15/3,5kW (A6:3) (720 RPM - 34°)	Inlet	54	58	66	71	73	73	75	71	80
BOX HB 112 T4/T8 15/3,5kW (A6:3) (720 RPM - 32°)	Inlet	53	58	65	71	73	73	76	71	80
BOX HB 112 T4/T8 15/3,5kW (A6:3) (720 RPM - 36°)	Inlet	54	59	66	71	73	74	75	71	80
BOX HB 112 T4/T8 15/3,5kW (A6:3) (1420 RPM - 34°)	Inlet	70	74	82	87	89	89	91	87	96
BOX HB 112 T4/T8 15/3,5kW (A6:3) (1420 RPM - 32°)	Inlet	69	74	81	86	89	89	91	87	96
BOX HB 112 T4/T8 15/3,5kW (A6:3) (1420 RPM - 36°)	Inlet	70	75	82	87	89	90	91	87	96
BOX HB 112 T4/T8 15/3,5kW (A6:6) (720 RPM - 26°)	Inlet	54	62	67	76	78	78	79	73	85
BOX HB 112 T4/T8 15/3,5kW (A6:6) (720 RPM - 24°)	Inlet	52	61	67	77	78	77	78	73	84
BOX HB 112 T4/T8 15/3,5kW (A6:6) (720 RPM - 28°)	Inlet	55	63	68	76	78	78	79	73	85
BOX HB 112 T4/T8 15/3,5kW (A6:6) (1420 RPM - 26°)	Inlet	69	78	83	92	94	94	95	89	101
BOX HB 112 T4/T8 15/3,5kW (A6:6) (1420 RPM - 24°)	Inlet	68	77	83	92	94	93	94	89	100
BOX HB 112 T4/T8 15/3,5kW (A6:6) (1420 RPM - 28°)	Inlet	71	79	84	92	94	94	95	89	101
BOX HB 112 T4/T8 17/4,3kW (A6:3) (720 RPM - 38°)	Inlet	54	60	66	72	74	75	75	71	81
BOX HB 112 T4/T8 17/4,3kW (A6:3) (1420 RPM - 38°)	Inlet	70	76	82	88	90	90	91	87	97
BOX HB 112 T4/T8 17/4,3kW (A6:6) (720 RPM - 30°)	Inlet	56	63	68	75	77	78	79	72	84
BOX HB 112 T4/T8 17/4,3kW (A6:6) (1420 RPM - 30°)	Inlet	72	79	84	91	93	94	95	88	100
BOX HB 112 T4/T8 20/5kW (A6:3) (720 RPM - 40°)	Inlet	54	60	66	72	74	75	75	71	81
BOX HB 112 T4/T8 20/5kW (A6:3) (1420 RPM - 40°)	Inlet	70	76	82	88	90	91	91	87	97

		Sound power Lw dB (A)								
Model		63 Hz	125 Hz	250 Hz	500 Hz	1000 Hz	2000 Hz	4000 Hz	8000 Hz	Total
BOX HB 112 T4/T8 20/5kW (A6:6) (720 RPM - 32°)	Inlet	56	63	68	74	76	77	78	71	83
BOX HB 112 T4/T8 20/5kW (A6:6) (1420 RPM - 32°)	Inlet	71	78	83	89	92	93	94	87	99
BOX HB 112 T4/T8 28/6,5kW (A6:6) (720 RPM - 38°)	Inlet	58	64	70	74	77	78	79	72	84
BOX HB 112 T4/T8 28/6,5kW (A6:6) (720 RPM - 36°)	Inlet	56	63	68	72	75	77	77	70	83
BOX HB 112 T4/T8 28/6,5kW (A6:6) (720 RPM - 34°)	Inlet	55	62	67	72	75	76	77	70	82
BOX HB 112 T4/T8 28/6,5kW (A6:6) (1420 RPM - 38°)	Inlet	74	80	86	89	93	94	95	88	100
BOX HB 112 T4/T8 28/6,5kW (A6:6) (1420 RPM - 36°)	Inlet	72	79	84	88	91	92	93	86	99
BOX HB 112 T4/T8 28/6,5kW (A6:6) (1420 RPM - 34°)	Inlet	71	78	83	88	91	92	93	86	98
BOX HB 112 T4/T8 35/8kW (A6:6) (720 RPM - 40°)	Inlet	59	66	71	75	78	79	80	73	85
BOX HB 112 T4/T8 35/8kW (A6:6) (1420 RPM - 40°)	Inlet	75	82	87	91	94	95	96	89	101
BOX HB 125 T4/T8 11/3kW (A7:4) (720 RPM - 22°)	Inlet	56	67	72	79	83	84	86	82	90
BOX HB 125 T4/T8 11/3kW (A7:4) (1420 RPM - 22°)	Inlet	72	83	88	95	99	100	102	98	106
BOX HB 125 T4/T8 15/3,5kW (A7:4) (720 RPM - 24°)	Inlet	56	66	71	77	81	82	84	79	88
BOX HB 125 T4/T8 15/3,5kW (A7:4) (720 RPM - 26°)	Inlet	57	65	70	75	79	80	82	77	87
BOX HB 125 T4/T8 15/3,5kW (A7:4) (1420 RPM - 24°)	Inlet	72	82	87	93	97	98	100	95	104
BOX HB 125 T4/T8 15/3,5kW (A7:4) (1420 RPM - 26°)	Inlet	73	81	86	91	95	96	98	92	103
BOX HB 125 T4/T8 15/3,5kW (A7:8) (1420 RPM - 20°)	Inlet	74	82	89	98	104	107	106	101	112
BOX HB 125 T4/T8 17/4,3kW (A7:4) (720 RPM - 28°)	Inlet	56	63	68	74	77	79	80	74	85
BOX HB 125 T4/T8 17/4,3kW (A7:4) (1420 RPM - 28°)	Inlet	72	79	84	89	93	95	96	90	101
BOX HB 125 T4/T8 20/5kW (A7:4) (720 RPM - 30°)	Inlet	55	62	67	71	75	77	78	71	83
BOX HB 125 T4/T8 20/5kW (A7:4) (1420 RPM - 30°)	Inlet	71	78	83	87	91	93	94	87	99
BOX HB 125 T4/T8 20/5kW (A7:8) (720 RPM - 22°)	Inlet	59	66	72	80	87	90	89	84	94
BOX HB 125 T4/T8 20/5kW (A7:8) (1420 RPM - 22°)	Inlet	74	82	88	96	103	106	105	100	110

Sound power Lw dB (A)

Model		63 Hz	125 Hz	250 Hz	500 Hz	1000 Hz	2000 Hz	4000 Hz	8000 Hz	Total
BOX HB 125 T4/T8 28/6,5kW (A7:4) (720 RPM - 36°)	Inlet	55	62	67	72	74	76	77	69	82
BOX HB 125 T4/T8 28/6,5kW (A7:4) (720 RPM - 34°)	Inlet	54	61	66	71	74	76	77	69	82
BOX HB 125 T4/T8 28/6,5kW (A7:4) (720 RPM - 32°)	Inlet	55	62	67	71	75	76	77	70	82
BOX HB 125 T4/T8 28/6,5kW (A7:4) (1420 RPM - 36°)	Inlet	71	78	83	87	90	92	93	85	98
BOX HB 125 T4/T8 28/6,5kW (A7:4) (1420 RPM - 34°)	Inlet	70	77	82	87	90	92	93	85	98
BOX HB 125 T4/T8 28/6,5kW (A7:4) (1420 RPM - 32°)	Inlet	71	78	83	87	90	92	93	86	98
BOX HB 125 T4/T8 28/6,5kW (A7:8) (720 RPM - 26°)	Inlet	58	65	71	78	84	87	87	81	92
BOX HB 125 T4/T8 28/6,5kW (A7:8) (720 RPM - 24°)	Inlet	58	65	72	79	86	88	88	82	93
BOX HB 125 T4/T8 28/6,5kW (A7:8) (1420 RPM - 26°)	Inlet	74	81	87	94	100	103	103	96	108
BOX HB 125 T4/T8 28/6,5kW (A7:8) (1420 RPM - 24°)	Inlet	74	81	88	95	102	104	104	98	109
BOX HB 125 T4/T8 35/8kW (A7:4) (720 RPM - 40°)	Inlet	56	63	68	73	75	77	78	71	83
BOX HB 125 T4/T8 35/8kW (A7:4) (720 RPM - 38°)	Inlet	56	63	68	73	75	77	78	70	83
BOX HB 125 T4/T8 35/8kW (A7:4) (1420 RPM - 40°)	Inlet	72	79	84	89	91	93	93	87	99
BOX HB 125 T4/T8 35/8kW (A7:4) (1420 RPM - 38°)	Inlet	72	79	84	88	91	93	93	86	99
BOX HB 125 T4/T8 35/8kW (A7:8) (720 RPM - 30°)	Inlet	58	64	70	76	81	84	84	77	89
BOX HB 125 T4/T8 35/8kW (A7:8) (720 RPM - 28°)	Inlet	58	65	71	77	83	86	86	79	91
BOX HB 125 T4/T8 35/8kW (A7:8) (1420 RPM - 30°)	Inlet	74	80	86	92	97	100	100	93	105
BOX HB 125 T4/T8 35/8kW (A7:8) (1420 RPM - 28°)	Inlet	74	80	87	93	99	102	102	95	107
BOX HB 125 T4/T8 37/9,2kW (A7:8) (720 RPM - 32°)	Inlet	58	64	70	76	80	82	83	75	87
BOX HB 125 T4/T8 37/9,2kW (A7:8) (1420 RPM - 32°)	Inlet	74	80	86	91	96	98	99	91	103
BOX HB 125 T4/T8 44/11kW (A7:8) (720 RPM - 34°)	Inlet	58	65	70	75	79	81	81	73	86
BOX HB 125 T4/T8 44/11kW (A7:8) (1420 RPM - 34°)	Inlet	74	80	86	91	95	97	97	89	102

erp data

ERP	
Fan type	Axial fan
Installation category	A
Efficiency category	Static
The fan has to be installed with FSC	No

ERP / 2 poles

Model	Motor power (kW)	Maximum efficiency point data						
		Max. efficiency (%)	Efficiency grade (N) (N)	Air Flow (m3/h)	Ps (Pa)	Pabs (kW)	speed (rpm)	Specific ratio
BOX HB 40 T2 1,1kW (A0:6) (°)	1,1	39,39	45,28	5.024,53	308,78	1,18	2800	1,00
BOX HB 45 T2 1,5kW (A0:6) (°)	1,5	47,17	52,37	5.963,51	418,46	1,51	2800	1,00
BOX HB 45 T2 2,2kW (A0:6) (°)	2,2	46,64	50,91	7.736,77	443,93	2,12	2800	1,00

ERP / 4 poles

Model	Motor power (kW)	Maximum efficiency point data						
		Max. efficiency (%)	Efficiency grade (N) (N)	Air Flow (m3/h)	Ps (Pa)	Pabs (kW)	speed (rpm)	Specific ratio
BOX HB 40 M4 0,25kW (A0:6) (°)	0,25	29,93	39,71	2.832,37	106,08	0,28	1400	1,00
BOX HB 40 T4 0,25kW (A0:6) (°)	0,25	29,93	39,71	2.832,37	106,08	0,28	1400	1,00
BOX HB 45 M4 0,37kW (A0:6) (°)	0,37	27,90	36,87	4.031,59	88,07	0,38	1400	1,00
BOX HB 45 T4 0,55kW (A0:6) (°)	0,55	32,81	41,31	4.467,33	117,89	0,45	1400	1,00
BOX HB 50 M4 0,55kW (A0:6) (°)	0,55	34,91	42,59	5.600,18	134,36	0,61	1400	1,00
BOX HB 50 T4 0,55kW (A0:6) (°)	0,55	34,91	42,59	5.600,18	134,36	0,61	1400	1,00
BOX HB 56 M4 0,37kW (A5:6) (°)	0,37	39,16	47,30	4.450,98	158,25	0,52	1400	1,00
BOX HB 56 M4 0,55kW (A2:6) (°)	0,55	38,90	46,29	5.079,11	177,41	0,68	1400	1,00
BOX HB 56 M4 0,55kW (A2:6) (°)	0,55	38,89	47,20	4.044,51	159,60	0,48	1400	1,00
BOX HB 56 M4 0,55kW (A5:6) (°)	0,55	40,67	48,26	5.579,79	156,10	0,63	1400	1,00
BOX HB 56 T4 0,37kW (A5:6) (°)	0,37	39,16	47,30	4.450,98	158,25	0,52	1400	1,00
BOX HB 56 T4 0,55kW (A2:6) (°)	0,55	38,90	46,29	5.079,11	177,41	0,68	1400	1,00
BOX HB 56 T4 0,55kW (A2:6) (°)	0,55	38,89	47,20	4.044,51	159,60	0,48	1400	1,00
BOX HB 56 T4 0,55kW (A2:9) (°)	0,55	37,73	45,06	4.058,71	213,78	0,69	1400	1,00
BOX HB 56 T4 0,55kW (A5:6) (°)	0,55	40,67	48,26	5.579,79	156,10	0,63	1400	1,00
BOX HB 56 T4 0,75kW (A2:6) (°)	0,75	41,28	47,96	6.535,55	193,03	0,88	1390	1,00
BOX HB 56 T4 0,75kW (A2:6) (°)	0,75	43,09	50,15	6.025,67	189,79	0,77	1390	1,00
BOX HB 56 T4 0,75kW (A2:6) (°)	0,75	43,99	51,28	5.734,45	186,22	0,71	1390	1,00

Model	Motor power (kW)	Maximum efficiency point data						
		Max. efficiency (%)	Efficiency grade (N) (N)	Air Flow (m3/h)	Ps (Pa)	Pabs (kW)	speed (rpm)	Specific ratio
BOX HB 56 T4 0,75kW (A2:9) (°)	0,75	44,82	51,79	5.157,47	228,92	0,79	1390	1,00
BOX HB 56 T4 0,75kW (A5:6) (°)	0,75	40,86	47,66	7.150,49	165,55	0,84	1390	1,00
BOX HB 56 T4 0,75kW (A5:6) (°)	0,75	42,61	49,73	6.724,10	158,14	0,75	1390	1,00
BOX HB 56 T4 1,1kW (A2:9) (°)	1,1	42,11	47,86	7.380,42	245	1,24	1400	1,00
BOX HB 56 T4 1,1kW (A2:9) (°)	1,1	43,48	49,50	6.869,63	242,32	1,12	1400	1,00
BOX HB 56 T4 1,1kW (A2:9) (°)	1,1	44,95	51,27	6.352,21	239,91	1	1400	1,00
BOX HB 56 T4 1,1kW (A2:9) (°)	1,1	45,64	52,18	5.992,84	236,38	0,92	1400	1,00
BOX HB 56 T4 1,1kW (A5:6) (°)	1,1	38,19	44,24	8.313,94	173,66	1,11	1400	1,00
BOX HB 56 T4 1,1kW (A5:6) (°)	1,1	39,49	46,01	7.592,48	167,07	0,93	1400	1,00
BOX HB 56 T4 1,5kW (A5:6) (°)	1,5	37,56	43,20	9.053,32	177,82	1,28	1400	1,00
BOX HB 63 T4 0,55kW (A2:6) (°)	0,55	40,93	48,54	5.260,91	166,30	0,63	1400	1,00
BOX HB 63 T4 0,75kW (A2:6) (°)	0,75	47,89	54,87	6.888,27	187,16	0,79	1390	1,00
BOX HB 63 T4 0,75kW (A2:9) (°)	0,75	47,89	54,70	5.526,55	241,34	0,84	1390	1,00
BOX HB 63 T4 0,75kW (A5:6) (°)	0,75	48,90	55,52	7.749,60	190,49	0,90	1390	1,00
BOX HB 63 T4 1,1kW (A2:6) (°)	1,1	46,88	52,72	9.219,91	212,37	1,20	1400	1,00
BOX HB 63 T4 1,1kW (A2:6) (°)	1,1	48,85	55,10	8.449,86	206,50	1,03	1400	1,00
BOX HB 63 T4 1,1kW (A2:6) (°)	1,1	49,29	55,79	7.966,26	201,05	0,94	1400	1,00
BOX HB 63 T4 1,1kW (A2:9) (°)	1,1	50,67	56,74	7.174,29	258,99	1,10	1400	1,00
BOX HB 63 T4 1,1kW (A5:6) (°)	1,1	48,36	54,02	9.471,59	223,11	1,28	1400	1,00
BOX HB 63 T4 1,5kW (A2:6) (°)	1,5	41,51	46,36	11.480,66	221,80	1,72	1400	1,00
BOX HB 63 T4 1,5kW (A2:6) (°)	1,5	43,42	48,58	10.729,36	219,84	1,53	1400	1,00
BOX HB 63 T4 1,5kW (A2:6) (°)	1,5	45,36	50,84	9.987,52	218,17	1,37	1400	1,00
BOX HB 63 T4 1,5kW (A2:9) (°)	1,5	47,16	51,95	9.819,66	285,37	1,75	1400	1,00
BOX HB 63 T4 1,5kW (A2:9) (°)	1,5	49,14	54,34	8.876,93	280,13	1,51	1400	1,00
BOX HB 63 T4 1,5kW (A2:9) (°)	1,5	49,93	55,39	8.384,96	273,56	1,37	1400	1,00
BOX HB 63 T4 1,5kW (A5:6) (°)	1,5	44,66	49,73	10.634,82	229,88	1,58	1400	1,00
BOX HB 63 T4 1,5kW (A5:6) (°)	1,5	46,28	51,63	10.049,43	224,61	1,43	1400	1,00
BOX HB 63 T4 2,2kW (A2:6) (°)	2,2	40,27	44,89	12.588,71	211,11	1,87	1430	1,00
BOX HB 63 T4 2,2kW (A2:9) (°)	2,2	42,28	46,13	12.682,54	289,33	2,47	1430	1,00
BOX HB 63 T4 2,2kW (A2:9) (°)	2,2	42,79	46,74	12.282,15	291,76	2,38	1430	1,00
BOX HB 63 T4 2,2kW (A2:9) (°)	2,2	44,34	48,55	11.486,98	291,40	2,17	1430	1,00
BOX HB 63 T4 2,2kW (A2:9) (°)	2,2	45,66	50,13	10.690,55	291,58	1,97	1430	1,00
BOX HB 63 T4 2,2kW (A5:6) (°)	2,2	42,15	46,86	11.401	228,88	1,81	1430	1,00
BOX HB 63 T4 2,2kW (A5:6) (°)	2,2	40,29	44,68	12.192,25	230,28	2,03	1430	1,00
BOX HB 63 T4 3kW (A2:9) (°)	3	40,70	44,29	13.704,56	281,82	2,71	1430	1,00
BOX HB 71 T4 0,75kW (A2:6) (°)	0,75	50,66	57,75	6.869,32	190,84	0,76	1390	1,00
BOX HB 71 T4 0,75kW (A5:6) (°)	0,75	49,90	56,29	8.372,10	200,34	0,98	1390	1,00
BOX HB 71 T4 1,1kW (A2:6) (°)	1,1	52,73	58,78	9.220,18	216,65	1,11	1400	1,00



Model	Motor power (kW)	Maximum efficiency point data						
		Max. efficiency (%)	Efficiency grade (N) (N)	Air Flow (m3/h)	Ps (Pa)	Pabs (kW)	speed (rpm)	Specific ratio
BOX HB 71 T4 1,1kW (A2:9) (°)	1,1	52,93	59,06	7.068,49	271,48	1,07	1400	1,00
BOX HB 71 T4 1,1kW (A5:6) (°)	1,1	48,19	53,62	10.397,53	221,33	1,39	1400	1,00
BOX HB 71 T4 1,5kW (A2:6) (°)	1,5	49,42	54,12	12.767,22	242,94	1,82	1400	1,00
BOX HB 71 T4 1,5kW (A2:6) (°)	1,5	51	56,11	11.661,78	234,90	1,56	1400	1,00
BOX HB 71 T4 1,5kW (A2:6) (°)	1,5	52,09	57,50	10.912,22	229,75	1,40	1400	1,00
BOX HB 71 T4 1,5kW (A2:9) (°)	1,5	54,01	59,15	9.622,26	286,74	1,54	1400	1,00
BOX HB 71 T4 1,5kW (A5:6) (°)	1,5	48,69	53,41	12.484,67	240,66	1,80	1400	1,00
BOX HB 71 T4 2,2kW (A2:6) (°)	2,2	44,69	48,50	15.873,28	248,35	2,51	1430	1,00
BOX HB 71 T4 2,2kW (A2:6) (°)	2,2	46,76	50,85	14.856,44	249,66	2,26	1430	1,00
BOX HB 71 T4 2,2kW (A2:6) (°)	2,2	48,42	52,77	13.900,24	250,94	2,06	1430	1,00
BOX HB 71 T4 2,2kW (A2:9) (°)	2,2	50,87	54,79	13.241,46	315,36	2,41	1430	1,00
BOX HB 71 T4 2,2kW (A2:9) (°)	2,2	52,47	56,76	12.076,33	309,57	2,10	1430	1,00
BOX HB 71 T4 2,2kW (A2:9) (°)	2,2	53,24	57,78	11.364,26	301,56	1,92	1430	1,00
BOX HB 71 T4 2,2kW (A5:6) (°)	2,2	44,44	48,31	14.711,90	256,35	2,46	1430	1,00
BOX HB 71 T4 2,2kW (A5:6) (°)	2,2	46,08	50,34	13.584,40	248,47	2,13	1430	1,00
BOX HB 71 T4 3kW (A2:6) (°)	3	40,79	44,17	17.525,73	237,19	2,93	1430	1,00
BOX HB 71 T4 3kW (A2:9) (°)	3	47,86	51,12	15.671,19	322,48	3,07	1430	1,00
BOX HB 71 T4 3kW (A2:9) (°)	3	49,76	53,34	14.476,09	320,58	2,73	1430	1,00
BOX HB 71 T4 3kW (A5:6) (°)	3	41,28	44,71	16.071,79	257,98	2,89	1430	1,00
BOX HB 71 T4 3kW (A5:6) (°)	3	42,73	46,36	15.385,79	256,45	2,67	1430	1,00
BOX HB 80 T4 1,1KW (A2:6) (°)	1,1	54,76	61,15	8.717,96	212,26	0,98	1400	1,00
BOX HB 80 T4 1,5KW (A2:6) (°)	1,5	55,12	60,30	12.084,38	236,27	1,52	1400	1,00
BOX HB 80 T4 1,5KW (A2:9) (°)	1,5	54,96	60,20	9.312,63	298,57	1,49	1400	1,00
BOX HB 80 T4 2,2kW (A2:6) (°)	2,2	52,93	56,72	16.968,83	270,13	2,53	1430	1,00
BOX HB 80 T4 2,2kW (A2:6) (°)	2,2	54,26	58,46	15.422,24	262,37	2,18	1430	1,00
BOX HB 80 T4 2,2kW (A2:6) (°)	2,2	55,24	59,75	14.418,13	254,06	1,94	1430	1,00
BOX HB 80 T4 2,2kW (A2:9) (°)	2,2	55,64	59,77	12.722,75	323,27	2,24	1430	1,00
BOX HB 80 T4 3kW (A2:6) (°)	3	49,42	52,48	20.023,66	281,83	3,30	1430	1,00
BOX HB 80 T4 3kW (A2:6) (°)	3	52,33	55,77	18.524,04	278,91	2,88	1430	1,00
BOX HB 80 T4 3kW (A2:9) (°)	3	54,50	57,80	16.131,69	341,20	3,03	1430	1,00
BOX HB 80 T4 3kW (A2:9) (°)	3	55	58,54	15.084,16	335,23	2,77	1430	1,00
BOX HB 80 T4 3kW (A5:6) (°)	3	49,80	52,77	19.560,26	299,70	3,41	1430	1,00
BOX HB 80 T4 3kW (A5:6) (°)	3	52,36	55,66	18.296,01	296,87	3,02	1430	1,00
BOX HB 80 T4 3kW (A5:6) (°)	3	55,68	59,36	17.060,33	297,05	2,63	1430	1,00
BOX HB 80 T4 4kW (A2:6) (°)	4	44,72	47,25	22.250,17	282,99	4	1440	1,00
BOX HB 80 T4 4kW (A2:6) (°)	4	46,89	49,62	21.482,19	284,61	3,72	1440	1,00
BOX HB 80 T4 4kW (A2:9) (°)	4	48,42	50,73	19.784,99	357,65	4,32	1440	1,00
BOX HB 80 T4 4kW (A2:9) (°)	4	51,81	54,64	17.915,03	349,60	3,60	1440	1,00

Model	Motor power (kW)	Maximum efficiency point data						
		Max. efficiency (%)	Efficiency grade (N) (N)	Air Flow (m3/h)	Ps (Pa)	Pabs (kW)	speed (rpm)	Specific ratio
BOX HB 80 T4 4kW (A5:6) (°)	4	48,62	51,28	21.096,99	306,23	3,82	1440	1,00
BOX HB 80 T4 4kW (A5:6) (°)	4	47,80	50,18	22.715,02	308,46	4,22	1440	1,00
BOX HB 80 T4 5,5kW (A2:6) (°)	5,5	40,21	42,30	24.071,60	277,60	4,69	1440	1,00
BOX HB 80 T4 5,5kW (A2:9) (°)	5,5	44,93	46,54	23.818,35	368,51	5,61	1440	1,00
BOX HB 80 T4 5,5kW (A2:9) (°)	5,5	46,29	48,05	22.877,51	371,99	5,31	1440	1,00
BOX HB 80 T4 5,5kW (A2:9) (°)	5,5	47,48	49,53	21.293,55	364,53	4,77	1440	1,00
BOX HB 90 T4 3kW (A6:3) (°)	3	49,14	52,47	18.593,33	272,71	2,99	1430	1,00
BOX HB 90 T4 3kW (A6:3) (°)	3	49,24	53,01	17.038,58	253,36	2,54	1430	1,00
BOX HB 90 T4 4kW (A6:3) (°)	4	46,32	48,52	23.127,77	320,19	4,51	1440	1,00
BOX HB 90 T4 4kW (A6:3) (°)	4	47,64	50,20	21.621,45	305,39	3,95	1440	1,00
BOX HB 90 T4 4kW (A6:3) (°)	4	49,02	51,96	20.176,85	290,07	3,44	1440	1,00
BOX HB 90 T4 5,5kW (A6:3) (°)	5,5	42,51	44,07	25.979,43	325,52	5,70	1440	1,00
BOX HB 90 T4 5,5kW (A6:3) (°)	5,5	44,67	46,56	24.523,24	324,85	5,05	1440	1,00
BOX HB 90 T4 5,5kW (A6:6) (°)	5,5	52,09	53,95	20.849,42	427,50	5,10	1440	1,00
BOX HB 90 T4 5,5kW (A6:6) (°)	5,5	52,33	54,63	18.994,33	402,25	4,36	1440	1,00
BOX HB 90 T4 7,5kW (A6:3) (°)	7,5	37,69	38,61	28.887,19	325,88	7,19	1440	1,00
BOX HB 90 T4 7,5kW (A6:3) (°)	7,5	40,44	41,70	27.421,18	326,25	6,36	1440	1,00
BOX HB 90 T4 7,5kW (A6:6) (°)	7,5	49,11	49,82	25.483,88	502,92	7,77	1440	1,00
BOX HB 90 T4 7,5kW (A6:6) (°)	7,5	50,47	51,56	24.007,62	478,74	6,76	1440	1,00
BOX HB 90 T4 7,5kW (A6:6) (°)	7,5	52,03	53,52	22.583,12	453,19	5,86	1440	1,00
BOX HB 90 T4 11kW (A6:6) (°)	11	44,02	44,05	30.278,42	536,63	10,78	1460	1,00
BOX HB 90 T4 11kW (A6:6) (°)	11	45,83	45,93	28.603,97	528,78	9,71	1460	1,00
BOX HB 90 T4 11kW (A6:6) (°)	11	47,73	48,14	27.036,29	517,97	8,68	1460	1,00
BOX HB 90 T4 15kW (A6:6) (°)	15	38,70	38,52	35.693,49	524,48	13,93	1460	1,00
BOX HB 90 T4 15kW (A6:6) (°)	15	40,84	40,73	34.393,14	529,97	12,77	1460	1,00
BOX HB 90 T4 15kW (A6:6) (°)	15	42,56	42,53	32.348,89	530,89	11,68	1460	1,00
BOX HB 100 T4 5,5kW (A6:3) (°)	5,5	51,93	53,44	29.182,08	364,29	5,80	1440	1,00
BOX HB 100 T4 5,5kW (A6:3) (°)	5,5	53,98	55,89	27.115,65	348	5,01	1440	1,00
BOX HB 100 T4 5,5kW (A6:3) (°)	5,5	54,92	57,78	24.876,14	326,93	3,55	1440	1,00
BOX HB 100 T4 5,5kW (A6:3) (°)	5,5	55,26	58,08	22.586,33	303,57	3,60	1440	1,00
BOX HB 100 T4 7,5kW (A6:3) (°)	7,5	48,09	48,91	33.404,84	381,28	7,47	1440	1,00
BOX HB 100 T4 7,5kW (A6:3) (°)	7,5	50,50	51,66	31.271,98	379,40	6,61	1440	1,00
BOX HB 100 T4 7,5kW (A6:6) (°)	7,5	55,67	56,47	27.135,33	513,68	7,53	1440	1,00
BOX HB 100 T4 7,5kW (A6:6) (°)	7,5	55,71	56,99	24.343,21	481,25	6,33	1440	1,00
BOX HB 100 T4 11kW (A6:3) (°)	11	40,08	40,13	39.152,83	372,58	10,53	1460	1,00
BOX HB 100 T4 11kW (A6:3) (°)	11	42,98	43,16	37.709,85	376,65	9,43	1460	1,00
BOX HB 100 T4 11kW (A6:3) (°)	11	46	46,52	35.700,53	378,41	8,34	1460	1,00
BOX HB 100 T4 11kW (A6:6) (°)	11	53,63	53,63	35.488,84	574,93	11,11	1460	1,00

Model	Motor power (kW)	Maximum efficiency point data						
		Max. efficiency (%)	Efficiency grade (N) (N)	Air Flow (m3/h)	Ps (Pa)	Pabs (kW)	speed (rpm)	Specific ratio
BOX HB 100 T4 11kW (A6:6) (°)	11	55,05	55,13	32.630,11	557,41	9,78	1460	1,00
BOX HB 100 T4 11kW (A6:6) (°)	11	55,82	56,24	29.855,14	541,52	8,67	1460	1,00
BOX HB 100 T4 15kW (A6:6) (°)	15	50,07	49,90	40.698,13	591,56	13,95	1460	1,00
BOX HB 100 T4 15kW (A6:6) (°)	15	51,97	51,88	38.100,43	584,23	12,47	1460	1,00
BOX HB 100 T4 18,5kW (A6:6) (°)	18,5	45,61	45,26	45.749,12	601,46	17,37	1465	1,00
BOX HB 100 T4 18,5kW (A6:6) (°)	18,5	48,12	47,86	43.258,41	598,12	15,55	1465	1,00
BOX HB 100 T4 22kW (A6:6) (°)	22	41,11	40,62	50.228,34	595,14	20,96	1470	1,00
BOX HB 100 T4 22kW (A6:6) (°)	22	43,50	43,08	48.316,64	603,86	19,22	1470	1,00
BOX HB 112 T4 5,5kW (A6:3) (°)	5,5	54,25	55,76	30.997,21	358,03	5,82	1440	1,00
BOX HB 112 T4 5,5kW (A6:3) (°)	5,5	52,66	54,65	27.306,06	330,01	4,88	1440	1,00
BOX HB 112 T4 7,5kW (A6:3) (°)	7,5	53,05	53,66	38.016,12	397,60	8,05	1440	1,00
BOX HB 112 T4 7,5kW (A6:3) (°)	7,5	54,90	55,97	34.623,10	381,96	6,82	1440	1,00
BOX HB 112 T4 11kW (A6:3) (°)	11	49,77	49,81	44.242,32	420,80	10,58	1460	1,00
BOX HB 112 T4 11kW (A6:3) (°)	11	51,95	52,16	41.611,52	412,38	9,32	1460	1,00
BOX HB 112 T4 11kW (A6:6) (°)	11	55,93	55,99	34.046,39	574,11	10,34	1460	1,00
BOX HB 112 T4 11kW (A6:6) (°)	11	54,88	55,27	30.082,65	539,13	8,72	1460	1,00
BOX HB 112 T4 15kW (A6:3) (°)	15	42,11	41,87	51.227,83	432,64	15,09	1460	1,00
BOX HB 112 T4 15kW (A6:3) (°)	15	45,05	44,90	49.204,26	432,78	13,44	1460	1,00
BOX HB 112 T4 15kW (A6:3) (°)	15	47,99	47,94	46.861,26	428,16	11,84	1460	1,00
BOX HB 112 T4 15kW (A6:6) (°)	15	56,36	56,09	46.246,85	646,55	15,69	1460	1,00
BOX HB 112 T4 15kW (A6:6) (°)	15	56,60	56,43	42.073,29	625,95	13,77	1460	1,00
BOX HB 112 T4 15kW (A6:6) (°)	15	56,68	56,62	37.975,26	606,49	12	1460	1,00
BOX HB 112 T4 18,5kW (A6:3) (°)	18,5	39,21	38,89	53.213,23	431,91	16,92	1465	1,00
BOX HB 112 T4 18,5kW (A6:6) (°)	18,5	55,23	54,87	49.777,71	670,80	17,71	1465	1,00
BOX HB 112 T4 22kW (A6:6) (°)	22	52,42	51,89	56.927	709,72	22,10	1470	1,00
BOX HB 112 T4 22kW (A6:6) (°)	22	54,11	53,66	53.425,81	693,47	19,83	1470	1,00
BOX HB 112 T4 30kW (A6:6) (°)	30	45,08	44,31	66.879,03	709,13	29,95	1475	1,00
BOX HB 112 T4 30kW (A6:6) (°)	30	47,93	47,23	63.563,76	719,57	27,13	1475	1,00
BOX HB 112 T4 30kW (A6:6) (°)	30	50,27	49,65	60.259,07	714,30	24,46	1475	1,00
BOX HB 125 T4 11kW (A7:4) (°)	11	52,76	52,77	41.381,22	490,92	11,07	1460	1,00
BOX HB 125 T4 11kW (A7:4) (°)	11	50,56	50,75	36.598,97	451,89	9,42	1460	1,00
BOX HB 125 T4 15kW (A7:4) (°)	15	53,91	53,68	51.353,96	552,14	15,01	1460	1,00
BOX HB 125 T4 15kW (A7:4) (°)	15	54,08	53,97	46.299,44	524,29	12,87	1460	1,00
BOX HB 125 T4 15kW (A7:8) (°)	15	52,26	51,99	39.157,13	716,62	15,77	1460	1,00
BOX HB 125 T4 18,5kW (A7:4) (°)	18,5	52,29	51,84	60.854,33	594,58	19,69	1465	1,00
BOX HB 125 T4 18,5kW (A7:4) (°)	18,5	53,91	53,56	56.643,01	578,72	17,27	1465	1,00
BOX HB 125 T4 18,5kW (A7:8) (°)	18,5	53,09	52,68	44.346,10	765,42	18,80	1465	1,00
BOX HB 125 T4 22kW (A7:4) (°)	22	50,53	49,99	65.025,18	610,99	22,31	1470	1,00



Model	Motor power (kW)	Maximum efficiency point data						
		Max. efficiency (%)	Efficiency grade (N) (N)	Air Flow (m3/h)	Ps (Pa)	Pabs (kW)	speed (rpm)	Specific ratio
BOX HB 125 T4 22kW (A7:8) (°)	22	53,73	53,20	49.919,85	809,99	22,10	1470	1,00
BOX HB 125 T4 30kW (A7:4) (°)	30	45,11	44,38	72.444,23	614,48	28,19	1475	1,00
BOX HB 125 T4 30kW (A7:4) (°)	30	48,16	47,52	68.749,63	620,53	25,10	1475	1,00
BOX HB 125 T4 30kW (A7:8) (°)	30	55,29	54,54	62.225,48	888,81	29,39	1475	1,00
BOX HB 125 T4 30kW (A7:8) (°)	30	54,82	54,18	56.057,61	847,78	25,48	1475	1,00
BOX HB 125 T4 37kW (A7:8) (°)	37	53,08	52,14	72.689,59	929,84	37,24	1475	1,00
BOX HB 125 T4 37kW (A7:8) (°)	37	54,34	53,49	67.473,87	910,36	33,08	1475	1,00
BOX HB 125 T4 45kW (A7:8) (°)	45	50,43	49,32	83.131,28	959,99	46,25	1475	1,00
BOX HB 125 T4 45kW (A7:8) (°)	45	51,54	50,52	77.693,38	950,51	41,53	1475	1,00

ERP / 6 poles

Model	Motor power (kW)	Maximum efficiency point data						
		Max. efficiency (%)	Efficiency grade (N) (N)	Air Flow (m3/h)	Ps (Pa)	Pabs (kW)	speed (rpm)	Specific ratio
BOX HB 45 M6 0,13kW (A0:6) (°)	0,13	26,43	37,91	2.887,40	49,55	0,15	920	1,00
BOX HB 45 T6 0,13kW (A0:6) (°)	0,13	26,43	37,91	2.887,40	49,55	0,15	920	1,00
BOX HB 50 M6 0,13kW (A0:6) (°)	0,13	29,27	40,04	3.636,18	56,31	0,20	920	1,00
BOX HB 50 T6 0,13kW (A0:6) (°)	0,13	29,27	40,04	3.636,18	56,31	0,20	920	1,00
BOX HB 56 M6 0,25kW (A2:6) (°)	0,55	32,40	41,73	4.575,43	82,53	0,33	870	1,00
BOX HB 56 M6 0,25kW (A2:6) (°)	0,55	31,22	40,30	4.886,93	82,18	0,37	870	1,00
BOX HB 56 M6 0,25kW (A2:6) (°)	0,55	33,70	43,39	4.236,90	81,15	0,29	870	1,00
BOX HB 56 M6 0,25kW (A2:6) (°)	0,55	35,18	45,24	3.905,40	79,61	0,26	870	1,00
BOX HB 56 M6 0,25kW (A2:6) (°)	0,55	35,98	46,28	3.720,36	78,10	0,24	870	1,00
BOX HB 56 M6 0,25kW (A2:6) (°)	0,55	37,78	48,65	3.290,52	74,56	0,19	870	1,00
BOX HB 56 M6 0,25kW (A2:6) (°)	0,55	37,73	49,53	2.618,06	67,01	0,14	870	1,00
BOX HB 56 M6 0,25kW (A5:6) (°)	0,25	28,82	37,81	4.864,42	77,53	0,38	870	1,00
BOX HB 56 M6 0,25kW (A5:6) (°)	0,25	27,74	36,93	4.582,34	72,80	0,35	870	1,00
BOX HB 56 M6 0,25kW (A5:6) (°)	0,25	26,78	36,19	4.271,14	68,72	0,33	870	1,00
BOX HB 56 M6 0,37kW (A5:6) (°)	0,37	30,31	39,11	5.318,94	80,35	0,41	890	1,00
BOX HB 56 M6 0,37kW (A5:6) (°)	0,37	31,90	40,51	5.744,66	83,54	0,44	890	1,00
BOX HB 56 T6 0,25kW (A5:6) (°)	0,25	28,82	37,81	4.864,42	77,53	0,38	900	1,00
BOX HB 56 T6 0,25kW (A5:6) (°)	0,25	27,74	36,93	4.582,34	72,80	0,35	900	1,00
BOX HB 56 T6 0,25kW (A5:6) (°)	0,25	26,78	36,19	4.271,14	68,72	0,33	900	1,00
BOX HB 56 T6 0,37kW (A5:6) (°)	0,37	30,31	39,11	5.318,94	80,35	0,41	900	1,00
BOX HB 56 T6 0,37kW (A5:6) (°)	0,37	31,90	40,51	5.744,66	83,54	0,44	900	1,00
BOX HB 56 T6 0,55kW (A2:6) (°)	0,55	37,73	49,53	2.618,06	67,01	0,14	900	1,00

Model	Motor power (kW)	Maximum efficiency point data						
		Max. efficiency (%)	Efficiency grade (N) (N)	Air Flow (m3/h)	Ps (Pa)	Pabs (kW)	speed (rpm)	Specific ratio
BOX HB 56 T6 0,55kW (A2:6) (°)	0,55	37,78	48,65	3.290,52	74,56	0,19	900	1,00
BOX HB 56 T6 0,55kW (A2:6) (°)	0,55	35,98	46,28	3.720,36	78,10	0,24	900	1,00
BOX HB 56 T6 0,55kW (A2:6) (°)	0,55	35,18	45,24	3.905,40	79,61	0,26	900	1,00
BOX HB 56 T6 0,55kW (A2:6) (°)	0,55	33,70	43,39	4.236,90	81,15	0,29	900	1,00
BOX HB 56 T6 0,55kW (A2:6) (°)	0,55	32,40	41,73	4.575,43	82,53	0,33	900	1,00
BOX HB 56 T6 0,55kW (A2:6) (°)	0,55	31,22	40,30	4.886,93	82,18	0,37	900	1,00
BOX HB 56 T6 0,55kW (A2:6) (°)	0,55	30,06	38,88	5.202,33	82,13	0,40	900	1,00
BOX HB 56 T6 0,55kW (A2:9) (°)	0,55	34,84	44,04	4.113,59	100,74	0,35	900	1,00
BOX HB 56 T6 0,55kW (A2:9) (°)	0,55	35,37	44,80	3.880,39	99,20	0,32	900	1,00
BOX HB 56 T6 0,55kW (A2:9) (°)	0,55	36,53	46,51	3.341,50	95,93	0,26	900	1,00
BOX HB 56 T6 0,55kW (A2:9) (°)	0,55	36,62	47,44	2.632,92	89,63	0,19	900	1,00
BOX HB 56 T6 0,55kW (A2:9) (°)	0,55	30,10	38,18	5.461,11	101,52	0,53	900	1,00
BOX HB 56 T6 0,55kW (A2:9) (°)	0,55	31,38	39,73	5.119,29	102,25	0,48	900	1,00
BOX HB 56 T6 0,55kW (A2:9) (°)	0,55	32,66	41,27	4.788,49	102,55	0,43	900	1,00
BOX HB 56 T6 0,55kW (A2:9) (°)	0,55	33,76	42,65	4.449,87	101,65	0,39	900	1,00
BOX HB 56 T6 0,55kW (A2:9) (°)	0,55	27,60	35,17	6.102,14	102,89	0,64	900	1,00
BOX HB 56 T6 0,55kW (A2:9) (°)	0,55	29,34	37,26	5.649,54	101,96	0,56	900	1,00
BOX HB 63 M6 0,37kW (A5:6) (°)	0,37	34,33	42,68	7.125,79	79,11	0,48	890	1,00
BOX HB 63 M6 0,55kW (A2:9) (°)	0,55	33,38	40,37	7.444,91	122,36	0,79	890	1,00
BOX HB 63 M6 0,55kW (A2:9) (°)	0,55	34,53	41,78	6.937,81	122,53	0,72	890	1,00
BOX HB 63 M6 0,55kW (A2:9) (°)	0,55	35,99	43,62	6.350,37	119,73	0,62	890	1,00
BOX HB 63 M6 0,55kW (A2:9) (°)	0,55	37,71	45,75	5.763,40	117,74	0,54	890	1,00
BOX HB 63 M6 0,55kW (A2:9) (°)	0,55	38,17	46,46	5.426,28	114,90	0,49	890	1,00
BOX HB 63 M6 0,55kW (A2:9) (°)	0,55	39,37	48,31	4.652,77	108,59	0,39	890	1,00
BOX HB 63 M6 0,55kW (A2:9) (°)	0,55	39,08	48,90	3.579,19	101,46	0,28	890	1,00
BOX HB 63 M6 0,55kW (A5:6) (°)	0,55	34,80	42,77	7.553,35	87,18	0,55	890	1,00
BOX HB 63 M6 0,55kW (A5:6) (°)	0,55	35,49	43,12	7.980,88	94,79	0,62	890	1,00
BOX HB 63 T6 0,37kW (A5:6) (°)	0,37	34,33	42,68	7.125,79	79,11	0,48	900	1,00
BOX HB 63 T6 0,55kW (A2:9) (°)	0,55	33,38	40,37	7.444,91	122,36	0,79	900	1,00
BOX HB 63 T6 0,55kW (A2:9) (°)	0,55	34,53	41,78	6.937,81	122,53	0,72	900	1,00
BOX HB 63 T6 0,55kW (A2:9) (°)	0,55	35,99	43,62	6.350,37	119,73	0,62	900	1,00
BOX HB 63 T6 0,55kW (A2:9) (°)	0,55	37,71	45,75	5.763,40	117,74	0,54	900	1,00
BOX HB 63 T6 0,55kW (A2:9) (°)	0,55	38,17	46,46	5.426,28	114,90	0,49	900	1,00
BOX HB 63 T6 0,55kW (A2:9) (°)	0,55	39,37	48,31	4.652,77	108,59	0,39	900	1,00
BOX HB 63 T6 0,55kW (A2:9) (°)	0,55	39,08	48,90	3.579,19	101,46	0,28	900	1,00
BOX HB 63 T6 0,55kW (A5:6) (°)	0,55	34,80	42,77	7.553,35	87,18	0,55	900	1,00
BOX HB 63 T6 0,55kW (A5:6) (°)	0,55	35,49	43,12	7.980,88	94,79	0,62	900	1,00
BOX HB 63 T6 0,75kW (A2:9) (°)	0,75	36,84	43,73	8.888,20	118,82	0,82	910	1,00



Model	Motor power (kW)	Maximum efficiency point data						
		Max. efficiency (%)	Efficiency grade (N) (N)	Air Flow (m3/h)	Ps (Pa)	Pabs (kW)	speed (rpm)	Specific ratio
BOX HB 63 T6 0,75kW (A2:9) (°)	0,75	39,18	46,45	7.944,08	122,86	0,71	910	1,00
BOX HB 71 M6 0,55kW (A2:6) (°)	0,55	35,11	41,99	9.639,37	104,36	0,82	890	1,00
BOX HB 71 M6 0,55kW (A2:6) (°)	0,55	36,48	43,62	9.000,05	106,02	0,75	890	1,00
BOX HB 71 M6 0,55kW (A2:6) (°)	0,55	37,74	45,27	8.264,30	102,16	0,65	890	1,00
BOX HB 71 M6 0,55kW (A2:6) (°)	0,55	39,08	47,01	7.544,57	98,89	0,56	890	1,00
BOX HB 71 M6 0,55kW (A2:6) (°)	0,55	39,83	48,07	7.059,87	96,95	0,50	890	1,00
BOX HB 71 M6 0,55kW (A2:6) (°)	0,55	41,04	49,96	5.975,43	91,17	0,39	890	1,00
BOX HB 71 M6 0,55kW (A2:6) (°)	0,55	41,40	51,50	4.446,72	80,22	0,25	890	1,00
BOX HB 71 M6 0,55kW (A2:9) (°)	0,55	41	50	4.573,69	114,08	0,38	890	1,00
BOX HB 71 M6 0,55kW (A2:9) (°)	0,55	41,36	49,34	6.232,52	120,80	0,55	890	1,00
BOX HB 71 M6 0,55kW (A2:9) (°)	0,55	39,99	47,33	7.341,10	127	0,69	890	1,00
BOX HB 71 M6 0,55kW (A2:9) (°)	0,55	39,35	46,43	7.802,30	129,68	0,76	890	1,00
BOX HB 71 T6 0,55kW (A2:6) (°)	0,55	35,11	41,99	9.639,37	104,36	0,82	900	1,00
BOX HB 71 T6 0,55kW (A2:6) (°)	0,55	36,48	43,62	9.000,05	106,02	0,75	900	1,00
BOX HB 71 T6 0,55kW (A2:6) (°)	0,55	37,74	45,27	8.264,30	102,16	0,65	900	1,00
BOX HB 71 T6 0,55kW (A2:6) (°)	0,55	39,08	47,01	7.544,57	98,89	0,56	900	1,00
BOX HB 71 T6 0,55kW (A2:6) (°)	0,55	39,83	48,07	7.059,87	96,95	0,50	900	1,00
BOX HB 71 T6 0,55kW (A2:6) (°)	0,55	41,04	49,96	5.975,43	91,17	0,39	900	1,00
BOX HB 71 T6 0,55kW (A2:6) (°)	0,55	41,40	51,50	4.446,72	80,22	0,25	900	1,00
BOX HB 71 T6 0,55kW (A2:9) (°)	0,55	41	50	4.573,69	114,08	0,38	900	1,00
BOX HB 71 T6 0,55kW (A2:9) (°)	0,55	41,36	49,34	6.232,52	120,80	0,55	900	1,00
BOX HB 71 T6 0,55kW (A2:9) (°)	0,55	39,99	47,33	7.341,10	127	0,69	900	1,00
BOX HB 71 T6 0,55kW (A2:9) (°)	0,55	39,35	46,43	7.802,30	129,68	0,76	900	1,00
BOX HB 71 T6 0,75kW (A2:6) (°)	0,75	36,78	43,46	11.362,70	99,33	0,88	910	1,00
BOX HB 71 T6 0,75kW (A2:6) (°)	0,75	40,74	47,87	10.283,96	104,14	0,75	910	1,00
BOX HB 71 T6 0,75kW (A2:9) (°)	0,75	43,18	49,72	10.144,23	135,39	0,92	910	1,00
BOX HB 71 T6 0,75kW (A2:9) (°)	0,75	44,96	51,82	9.376,53	134,55	0,82	910	1,00
BOX HB 71 T6 0,75kW (A2:9) (°)	0,75	46,42	53,65	8.589,10	131,97	0,72	910	1,00
BOX HB 71 T6 0,75kW (A5:6) (°)	0,75	31,91	38,41	10.328,24	101,24	0,94	910	1,00
BOX HB 71 T6 0,75kW (A5:6) (°)	0,75	33,55	40,29	9.840,66	100,67	0,86	910	1,00
BOX HB 71 T6 0,75kW (A5:6) (°)	0,75	35,49	42,50	9.362,64	103,18	0,78	910	1,00
BOX HB 71 T6 1,1kW (A2:9) (°)	1,1	38,91	44,78	12.244,32	131,81	1,18	910	1,00
BOX HB 71 T6 1,1kW (A2:9) (°)	1,1	41,46	47,63	11.326,60	134,81	1,06	910	1,00
BOX HB 71 T6 1,1kW (A2:9) (°)	1,1	42,70	49	10.946,69	135,89	1,01	910	1,00
BOX HB 80 T6 0,75kW (A2:6) (°)	0,75	47,33	54,05	12.022	117,04	0,87	910	1,00
BOX HB 80 T6 0,75kW (A2:6) (°)	0,75	48,60	55,71	11.007,98	113,61	0,75	910	1,00
BOX HB 80 T6 0,75kW (A2:6) (°)	0,75	49,45	56,97	9.995,22	109,62	0,65	910	1,00
BOX HB 80 T6 0,75kW (A2:6) (°)	0,75	50,48	58,31	9.327,07	106,90	0,58	910	1,00

Model	Motor power (kW)	Maximum efficiency point data						
		Max. efficiency (%)	Efficiency grade (N) (N)	Air Flow (m3/h)	Ps (Pa)	Pabs (kW)	speed (rpm)	Specific ratio
BOX HB 80 T6 0,75kW (A2:6) (°)	0,75	51,21	59,75	7.840	98,60	0,45	910	1,00
BOX HB 80 T6 0,75kW (A2:6) (°)	0,75	51,65	61,44	5.659,76	88,98	0,28	910	1,00
BOX HB 80 T6 0,75kW (A2:9) (°)	0,75	49,16	55,74	10.452,65	142,94	0,91	910	1,00
BOX HB 80 T6 0,75kW (A2:9) (°)	0,75	49,68	56,51	9.763,49	141,33	0,83	910	1,00
BOX HB 80 T6 0,75kW (A2:9) (°)	0,75	50,78	58,23	8.247,01	135,76	0,67	910	1,00
BOX HB 80 T6 0,75kW (A2:9) (°)	0,75	51,15	59,75	6.039,64	125,58	0,44	910	1,00
BOX HB 80 T6 0,75kW (A5:6) (°)	0,75	48,82	55,52	11.351,24	130,06	0,87	910	1,00
BOX HB 80 T6 1,1kW (A2:6) (°)	1,1	40,97	46,83	14.413,14	118,38	1,19	910	1,00
BOX HB 80 T6 1,1kW (A2:6) (°)	1,1	42,97	49,02	13.905,12	119,50	1,10	910	1,00
BOX HB 80 T6 1,1kW (A2:6) (°)	1,1	45,63	52,06	12.932,13	118,34	0,97	910	1,00
BOX HB 80 T6 1,1kW (A2:9) (°)	1,1	44,35	50	12.800,43	150,44	1,28	910	1,00
BOX HB 80 T6 1,1kW (A2:9) (°)	1,1	47,56	53,72	11.618,99	147,10	1,07	910	1,00
BOX HB 80 T6 1,1kW (A5:6) (°)	1,1	48,07	54,43	12.170,74	135,71	0,99	910	1,00
BOX HB 80 T6 1,1kW (A5:6) (°)	1,1	47,76	53,81	12.992,65	140,55	1,11	910	1,00
BOX HB 80 T6 1,5kW (A2:6) (°)	1,5	37,05	42,50	15.583,74	116,39	1,38	940	1,00
BOX HB 80 T6 1,5kW (A2:9) (°)	1,5	41,39	46,35	15.398,36	154,31	1,65	940	1,00
BOX HB 80 T6 1,5kW (A2:9) (°)	1,5	42,82	47,92	14.809,78	156,28	1,56	940	1,00
BOX HB 80 T6 1,5kW (A2:9) (°)	1,5	44,17	49,57	13.839,19	153,38	1,40	940	1,00
BOX HB 80 T6 1,5kW (A5:6) (°)	1,5	45,66	51,42	13.963,94	139,11	1,23	940	1,00
BOX HB 80 T6 1,5kW (A5:6) (°)	1,5	44,04	49,53	14.943,38	138,87	1,36	940	1,00
BOX HB 80 T6 2,2kW (A2:9) (°)	2,2	39,15	43,82	16.841,74	150,78	1,84	940	1,00
BOX HB 80 T6 2,2kW (A5:6) (°)	2,2	37,82	42,75	16.483,69	133,86	1,67	940	1,00
BOX HB 90 T6 1,5kW (A6:3) (°)	1,5	39,35	44,27	16.809,08	136,87	1,67	940	1,00
BOX HB 90 T6 1,5kW (A6:3) (°)	1,5	41,34	46,58	15.917,03	136,16	1,49	940	1,00
BOX HB 90 T6 1,5kW (A6:3) (°)	1,5	42,43	47,96	14.944,10	135,05	1,34	940	1,00
BOX HB 90 T6 1,5kW (A6:3) (°)	1,5	43,55	49,45	13.995,03	128,23	1,17	940	1,00
BOX HB 90 T6 1,5kW (A6:3) (°)	1,5	45,04	51,32	13.102,42	121,72	1,02	940	1,00
BOX HB 90 T6 1,5kW (A6:3) (°)	1,5	44,19	50,81	12.040,66	114	0,90	940	1,00
BOX HB 90 T6 1,5kW (A6:3) (°)	1,5	46,53	53,71	11.049,13	106,04	0,73	940	1,00
BOX HB 90 T6 1,5kW (A6:6) (°)	1,5	47,78	52,60	14.647,73	190,42	1,74	940	1,00
BOX HB 90 T6 1,5kW (A6:6) (°)	1,5	48,29	53,50	13.505,88	180,16	1,50	940	1,00
BOX HB 90 T6 1,5kW (A6:6) (°)	1,5	48,31	53,96	12.310,53	168,90	1,28	940	1,00
BOX HB 90 T6 2,2kW (A6:3) (°)	2,2	32,77	36,74	19.695,80	135,90	2,36	940	1,00
BOX HB 90 T6 2,2kW (A6:3) (°)	2,2	35,24	39,56	18.724,46	136,48	2,09	940	1,00
BOX HB 90 T6 2,2kW (A6:3) (°)	2,2	37,87	42,52	17.780,14	136,86	1,85	940	1,00
BOX HB 90 T6 2,2kW (A6:6) (°)	2,2	44,25	48,02	17.521,81	217,17	2,55	940	1,00
BOX HB 90 T6 2,2kW (A6:6) (°)	2,2	45,84	49,93	16.508,24	211,14	2,26	940	1,00
BOX HB 90 T6 2,2kW (A6:6) (°)	2,2	47,31	51,79	15.582,28	200,59	1,97	940	1,00



Model	Motor power (kW)	Maximum efficiency point data						
		Max. efficiency (%)	Efficiency grade (N) (N)	Air Flow (m3/h)	Ps (Pa)	Pabs (kW)	speed (rpm)	Specific ratio
BOX HB 90 T6 3kW (A6:6) (°)	3	39,76	42,73	20.938,71	223,55	3,41	960	1,00
BOX HB 90 T6 3kW (A6:6) (°)	3	41,37	44,59	19.650,23	224,54	3,12	960	1,00
BOX HB 90 T6 3kW (A6:6) (°)	3	43,13	46,63	18.538,35	222,48	2,81	960	1,00
BOX HB 90 T6 4kW (A6:6) (°)	4	36,53	39,06	23.107,01	219,93	4,01	960	1,00
BOX HB 90 T6 4kW (A6:6) (°)	4	38,59	41,36	22.286,60	222,21	3,67	960	1,00
BOX HB 100 T6 1,5kW (A6:3) (°)	1,5	48,13	53	18.925,84	152,83	1,71	940	1,00
BOX HB 100 T6 1,5kW (A6:3) (°)	1,5	49,88	55,15	17.589,13	145,98	1,48	940	1,00
BOX HB 100 T6 1,5kW (A6:3) (°)	1,5	50,86	56,56	16.135,36	137,29	1,26	940	1,00
BOX HB 100 T6 1,5kW (A6:3) (°)	1,5	51,16	57,33	14.633,57	127,64	1,06	940	1,00
BOX HB 100 T6 2,2kW (A6:3) (°)	1,5	48,13	53	18.925,84	152,83	1,71	940	1,00
BOX HB 100 T6 2,2kW (A6:3) (°)	1,5	49,88	55,15	17.589,13	145,98	1,48	940	1,00
BOX HB 100 T6 2,2kW (A6:3) (°)	1,5	50,86	56,56	16.135,36	137,29	1,26	940	1,00
BOX HB 100 T6 2,2kW (A6:3) (°)	1,5	51,16	57,33	14.633,57	127,64	1,06	940	1,00
BOX HB 100 T6 2,2kW (A6:3) (°)	2,2	42,52	46,40	23.101,11	158,96	2,45	940	1,00
BOX HB 100 T6 2,2kW (A6:3) (°)	2,2	45	49,21	21.655,26	159,68	2,17	940	1,00
BOX HB 100 T6 2,2kW (A6:3) (°)	2,2	47,28	51,82	20.251,64	159,59	1,92	940	1,00
BOX HB 100 T6 2,2kW (A6:6) (°)	2,2	51,77	55,54	19.371,57	226,97	2,55	940	1,00
BOX HB 100 T6 2,2kW (A6:6) (°)	2,2	52,06	56,24	17.553,65	216,02	2,19	940	1,00
BOX HB 100 T6 2,2kW (A6:6) (°)	2,2	52,24	56,90	15.778	202,55	1,84	940	1,00
BOX HB 100 T6 3kW (A6:3) (°)	3	37,64	40,92	25.341,47	156,32	3,05	960	1,00
BOX HB 100 T6 3kW (A6:3) (°)	3	40,48	44,07	24.437,67	158,30	2,73	960	1,00
BOX HB 100 T6 3kW (A6:6) (°)	3	50,38	53,51	22.985,89	241,37	3,22	960	1,00
BOX HB 100 T6 3kW (A6:6) (°)	3	51,77	55,25	21.130,05	233,99	2,83	960	1,00
BOX HB 100 T6 4kW (A6:6) (°)	4	47,35	49,86	26.363,33	248,26	4,02	960	1,00
BOX HB 100 T6 4kW (A6:6) (°)	4	49,19	52,02	24.663,05	244,95	3,58	960	1,00
BOX HB 100 T6 5,5kW (A6:6) (°)	5,5	41,40	43,06	31.327,21	253,54	5,50	960	1,00
BOX HB 100 T6 5,5kW (A6:6) (°)	5,5	43,59	45,54	29.655,60	251,84	4,94	960	1,00
BOX HB 100 T6 5,5kW (A6:6) (°)	5,5	45,94	48,19	28.013,51	251,12	4,44	960	1,00
BOX HB 100 T6 7,5kW (A6:6) (°)	7,5	39,55	41	32.552,02	249,75	5,93	965	1,00
BOX HB 112 T6 2,2kW (A6:3) (°)	2,2	49,71	53,71	24.666,23	166,82	2,34	940	1,00
BOX HB 112 T6 2,2kW (A6:3) (°)	2,2	51,43	55,89	22.448,74	160,06	1,98	940	1,00
BOX HB 112 T6 2,2kW (A6:3) (°)	2,2	50,13	54,99	20.083,71	150,52	1,71	940	1,00
BOX HB 112 T6 2,2kW (A6:3) (°)	2,2	48,67	54,01	17.663,44	138,88	1,43	940	1,00
BOX HB 112 T6 2,2kW (A6:6) (°)	2,2	50,77	54,53	19.469,18	226,39	2,56	940	1,00
BOX HB 112 T6 3kW (A6:3) (°)	3	44,65	47,58	30.325,90	179,95	3,46	960	1,00
BOX HB 112 T6 3kW (A6:3) (°)	3	46,88	50,15	28.670,07	177,02	3,06	960	1,00
BOX HB 112 T6 3kW (A6:3) (°)	3	48,85	52,46	26.933,70	173,25	2,69	960	1,00
BOX HB 112 T6 3kW (A6:6) (°)	3	52,74	55,63	24.619,37	254,58	3,51	960	1,00

Model	Motor power (kW)	Maximum efficiency point data						
		Max. efficiency (%)	Efficiency grade (N) (N)	Air Flow (m3/h)	Ps (Pa)	Pabs (kW)	speed (rpm)	Specific ratio
BOX HB 112 T6 3kW (A6:6) (°)	3	52,55	55,88	22.033,24	241,42	2,99	960	1,00
BOX HB 112 T6 4kW (A6:3) (°)	4	39,73	42,04	33.163,20	181,48	4,34	960	1,00
BOX HB 112 T6 4kW (A6:3) (°)	4	42,56	45,18	31.869,26	181,68	3,86	960	1,00
BOX HB 112 T6 4kW (A6:6) (°)	4	53,34	55,54	29.954	271,77	4,52	960	1,00
BOX HB 112 T6 4kW (A6:6) (°)	4	53,43	55,98	27.277,52	262,50	3,97	960	1,00
BOX HB 112 T6 5,5kW (A6:6) (°)	5,5	51,38	52,95	34.613,85	291,08	5,68	960	1,00
BOX HB 112 T6 5,5kW (A6:6) (°)	5,5	52,72	54,62	32.264,04	281,42	5,04	960	1,00
BOX HB 112 T6 7,5kW (A6:6) (°)	7,5	45,84	46,57	41.197,43	302,20	7,72	965	1,00
BOX HB 112 T6 7,5kW (A6:6) (°)	7,5	48,09	49,11	39.059,20	299,94	6,96	965	1,00
BOX HB 112 T6 7,5kW (A6:6) (°)	7,5	50,50	51,81	36.917,55	298,05	6,25	965	1,00
BOX HB 112 T6 11kW (A6:6) (°)	11	43,54	44,04	43.201,03	298,10	8,41	970	1,00
BOX HB 125 T6 3kW (A7:4) (°)	3	49,56	52,70	26.786,32	206,52	3,20	960	1,00
BOX HB 125 T6 3kW (A7:4) (°)	3	47,66	51,24	23.707,37	190,07	2,72	960	1,00
BOX HB 125 T6 4kW (A7:4) (°)	4	50,89	53,21	33.253,17	231,61	4,32	960	1,00
BOX HB 125 T6 4kW (A7:4) (°)	4	51,11	53,86	29.962,16	220,31	3,70	960	1,00
BOX HB 125 T6 5,5kW (A7:4) (°)	5,5	49,87	51,48	39.379,74	250,06	5,60	960	1,00
BOX HB 125 T6 5,5kW (A7:4) (°)	5,5	51,47	53,43	36.692,25	243,05	4,92	960	1,00
BOX HB 125 T6 5,5kW (A7:8) (°)	5,5	50,62	52,36	28.758,19	320,60	5,35	960	1,00
BOX HB 125 T6 5,5kW (A7:8) (°)	5,5	49,88	52,10	25.267,62	301,94	4,48	960	1,00
BOX HB 125 T6 7,5kW (A7:4) (°)	7,5	43,42	44,05	47.114,88	257,74	8,02	965	1,00
BOX HB 125 T6 7,5kW (A7:4) (°)	7,5	46,27	47,21	44.722,16	259,70	7,14	965	1,00
BOX HB 125 T6 7,5kW (A7:4) (°)	7,5	48,53	49,81	42.093,44	256,76	6,31	965	1,00
BOX HB 125 T6 7,5kW (A7:8) (°)	7,5	52,42	53,33	36.294,27	356,30	7,25	965	1,00
BOX HB 125 T6 7,5kW (A7:8) (°)	7,5	51,77	53,08	32.420,23	339,13	6,24	965	1,00
BOX HB 125 T6 11kW (A7:8) (°)	11	49,85	49,81	50.429,59	397,94	11,71	970	1,00
BOX HB 125 T6 11kW (A7:8) (°)	11	51,12	51,17	47.063,91	390,88	10,49	970	1,00
BOX HB 125 T6 11kW (A7:8) (°)	11	52,38	52,60	43.692,63	381,99	9,33	970	1,00
BOX HB 125 T6 11kW (A7:8) (°)	11	53,60	54,14	40.297,84	373,57	8,25	970	1,00
BOX HB 125 T6 15kW (A7:8) (°)	15	44,08	43,80	59.793,88	406,49	15,96	970	1,00
BOX HB 125 T6 15kW (A7:8) (°)	15	46,53	46,32	56.998,53	409,20	14,59	970	1,00
BOX HB 125 T6 15kW (A7:8) (°)	15	48,79	48,68	53.758,73	403,42	12,94	970	1,00

ERP / 4/8 poles

Model	Motor power (kW)	Maximum efficiency point data						
		Max. efficiency (%)	Efficiency grade (N) (N)	Air Flow (m3/h)	Ps (Pa)	Pabs (kW)	speed (rpm)	Specific ratio



Model	Motor power (kW)	Maximum efficiency point data						
		Max. efficiency (%)	Efficiency grade (N) (N)	Air Flow (m3/h)	Ps (Pa)	Pabs (kW)	speed (rpm)	Specific ratio
BOX HB 45 T4/T8 0,33/0,04kW (A0:6) (°)	0,33/0,04	27,90	36,87	4.031,59	88,07	0,38	1420	1,00
BOX HB 50 T4/T8 0,55/0,09kW (A0:6) (°)	0,55/0,09	34,91	42,59	5.600,18	134,36	0,61	1420	1,00
BOX HB 56 T4/T8 0,33/0,04kW (A5:6) (°)	0,33/0,04	39,16	47,30	4.450,98	158,25	0,52	1420	1,00
BOX HB 56 T4/T8 0,55/0,09kW (A2:6) (°)	0,55/0,09	38,90	46,29	5.079,11	177,41	0,68	1420	1,00
BOX HB 56 T4/T8 0,55/0,09kW (A2:6) (°)	0,55/0,09	38,89	47,20	4.044,51	159,60	0,48	1420	1,00
BOX HB 56 T4/T8 0,55/0,09kW (A2:9) (°)	0,55/0,09	37,73	45,06	4.058,71	213,78	0,69	1420	1,00
BOX HB 56 T4/T8 0,55/0,09kW (A5:6) (°)	0,55/0,09	40,67	48,26	5.579,79	156,10	0,63	1420	1,00
BOX HB 56 T4/T8 0,75/0,12kW (A2:6) (°)	0,75/0,12	43,99	51,28	5.734,45	186,22	0,71	1420	1,00
BOX HB 56 T4/T8 0,75/0,12kW (A2:6) (°)	0,75/0,12	41,28	47,96	6.535,55	193,03	0,88	1420	1,00
BOX HB 56 T4/T8 0,75/0,12kW (A2:6) (°)	0,75/0,12	43,09	50,15	6.025,67	189,79	0,77	1420	1,00
BOX HB 56 T4/T8 0,75/0,12kW (A2:9) (°)	0,75/0,12	44,82	51,79	5.157,47	228,92	0,79	1420	1,00
BOX HB 56 T4/T8 0,75/0,12kW (A5:6) (°)	0,75/0,12	40,86	47,99	7.150,49	147,76	0,75	1420	1,00
BOX HB 56 T4/T8 0,75/0,12kW (A5:6) (°)	0,75/0,12	42,61	49,42	6.724,10	173,51	0,84	1420	1,00
BOX HB 56 T4/T8 1,1/0,18kW (A2:9) (°)	1,1/0,18	45,64	52,18	5.992,84	236,38	0,92	1420	1,00
BOX HB 56 T4/T8 1,1/0,18kW (A2:9) (°)	1,1/0,18	42,11	47,86	7.380,42	245	1,24	1420	1,00
BOX HB 56 T4/T8 1,1/0,18kW (A2:9) (°)	1,1/0,18	43,48	49,50	6.869,63	242,32	1,12	1420	1,00
BOX HB 56 T4/T8 1,1/0,18kW (A2:9) (°)	1,1/0,18	44,95	51,27	6.352,21	239,91	1	1420	1,00
BOX HB 56 T4/T8 1,1/0,18kW (A5:6) (°)	1,1/0,18	38,19	44,24	8.313,94	173,66	1,11	1420	1,00
BOX HB 56 T4/T8 1,1/0,18kW (A5:6) (°)	1,1/0,18	39,49	46,01	7.592,48	167,07	0,93	1420	1,00
BOX HB 56 T4/T8 1,5/0,25kW (A2:9) (°)	1,5/0,25	41,07	46,57	7.899,82	243,19	1,35	1420	1,00
BOX HB 56 T4/T8 1,5/0,25kW (A2:9) (°)	1,5/0,25	39,25	44,49	8.409,63	242,60	1,49	1420	1,00
BOX HB 56 T4/T8 1,5/0,25kW (A5:6) (°)	1,5/0,25	37,56	43,20	9.053,32	177,82	1,28	1420	1,00
BOX HB 63 T4/T8 0,55/0,09kW (A2:6) (°)	0,55/0,09	40,93	48,54	5.260,91	166,30	0,63	1420	1,00
BOX HB 63 T4/T8 0,75/0,12kW (A2:6) (°)	0,75/0,12	47,89	54,87	6.888,27	187,16	0,79	1420	1,00
BOX HB 63 T4/T8 0,75/0,12kW (A2:9) (°)	0,75/0,12	47,89	54,70	5.526,55	241,34	0,84	1420	1,00
BOX HB 63 T4/T8 0,75/0,12kW (A5:6) (°)	0,75/0,12	48,90	55,52	7.749,60	190,49	0,90	1420	1,00
BOX HB 63 T4/T8 1,1/0,18kW (A2:6) (°)	1,1/0,18	49,29	55,79	7.966,26	201,05	0,94	1420	1,00
BOX HB 63 T4/T8 1,1/0,18kW (A2:6) (°)	1,1/0,18	46,88	52,72	9.219,91	212,37	1,20	1420	1,00
BOX HB 63 T4/T8 1,1/0,18kW (A2:6) (°)	1,1/0,18	48,85	55,10	8.449,86	206,50	1,03	1420	1,00
BOX HB 63 T4/T8 1,1/0,18kW (A2:9) (°)	1,1/0,18	49,93	55,39	8.384,96	273,56	1,37	1420	1,00
BOX HB 63 T4/T8 1,1/0,18kW (A2:9) (°)	1,1/0,18	50,67	56,74	7.174,29	258,99	1,10	1420	1,00
BOX HB 63 T4/T8 1,1/0,18kW (A5:6) (°)	1,1/0,18	48,36	54,02	9.471,59	223,11	1,28	1420	1,00
BOX HB 63 T4/T8 1,5/0,25kW (A2:6) (°)	1,5/0,25	45,36	50,84	9.987,52	218,17	1,37	1420	1,00
BOX HB 63 T4/T8 1,5/0,25kW (A2:6) (°)	1,5/0,25	41,51	46,36	11.480,66	221,80	1,72	1420	1,00
BOX HB 63 T4/T8 1,5/0,25kW (A2:6) (°)	1,5/0,25	43,42	48,58	10.729,36	219,84	1,53	1420	1,00
BOX HB 63 T4/T8 1,5/0,25kW (A2:9) (°)	1,5/0,25	47,16	51,95	9.819,66	285,37	1,75	1420	1,00
BOX HB 63 T4/T8 1,5/0,25kW (A2:9) (°)	1,5/0,25	49,14	54,34	8.876,93	280,13	1,51	1420	1,00
BOX HB 63 T4/T8 1,5/0,25kW (A5:6) (°)	1,5/0,25	44,66	49,73	10.634,82	229,88	1,58	1420	1,00



Model	Motor power (kW)	Maximum efficiency point data						
		Max. efficiency (%)	Efficiency grade (N) (N)	Air Flow (m3/h)	Ps (Pa)	Pabs (kW)	speed (rpm)	Specific ratio
BOX HB 63 T4/T8 1,5/0,25kW (A5:6) (°)	1,5/0,25	46,28	51,63	10.049,43	224,61	1,43	1420	1,00
BOX HB 63 T4/T8 2,2/0,37kW (A2:9) (°)	2,2/0,37	42,28	46,13	12.682,54	289,33	2,47	1420	1,00
BOX HB 63 T4/T8 2,2/0,37kW (A2:9) (°)	2,2/0,37	42,79	46,74	12.282,15	291,76	2,38	1420	1,00
BOX HB 63 T4/T8 2,2/0,37kW (A2:9) (°)	2,2/0,37	44,34	48,55	11.486,98	291,40	2,17	1420	1,00
BOX HB 63 T4/T8 2,2/0,37kW (A2:9) (°)	2,2/0,37	45,66	50,13	10.690,55	291,58	1,97	1420	1,00
BOX HB 63 T4/T8 2,2/0,37kW (A5:6) (°)	2,2/0,37	42,15	46,86	11.401	228,88	1,81	1420	1,00
BOX HB 63 T4/T8 2,2/0,37kW (A5:6) (°)	2,2/0,37	40,29	44,68	12.192,25	230,28	2,03	1420	1,00
BOX HB 63 T4/T8 3/0,55kW (A2:9) (°)	3/0,55	40,70	44,29	13.704,56	281,82	2,71	1420	1,00
BOX HB 71 T4/T8 0,75/0,12kW (A2:6) (°)	0,75/0,12	50,66	57,75	6.869,32	190,84	0,76	1420	1,00
BOX HB 71 T4/T8 0,75/0,12kW (A5:6) (°)	0,75/0,12	49,90	56,29	8.372,10	200,34	0,98	1420	1,00
BOX HB 71 T4/T8 1,1/0,18kW (A2:6) (°)	1,1/0,18	52,73	58,78	9.220,18	216,65	1,11	1420	1,00
BOX HB 71 T4/T8 1,1/0,18kW (A2:9) (°)	1,1/0,18	53,69	59,86	7.068,49	271,48	1,06	1420	1,00
BOX HB 71 T4/T8 1,1/0,18kW (A5:6) (°)	1,1/0,18	48,19	53,62	10.397,53	221,33	1,39	1420	1,00
BOX HB 71 T4/T8 1,5/0,25kW (A2:6) (°)	1,5/0,25	52,09	57,50	10.912,22	229,75	1,40	1420	1,00
BOX HB 71 T4/T8 1,5/0,25kW (A2:6) (°)	1,5/0,25	49,42	54,12	12.767,22	242,94	1,82	1420	1,00
BOX HB 71 T4/T8 1,5/0,25kW (A2:6) (°)	1,5/0,25	51	56,11	11.661,78	234,90	1,56	1420	1,00
BOX HB 71 T4/T8 1,5/0,25kW (A2:9) (°)	1,5/0,25	54,01	59,15	9.622,26	286,74	1,54	1420	1,00
BOX HB 71 T4/T8 1,5/0,25kW (A5:6) (°)	1,5/0,25	48,69	53,41	12.484,67	240,66	1,80	1420	1,00
BOX HB 71 T4/T8 2,2/0,37kW (A2:6) (°)	2,2/0,37	44,69	48,50	15.873,28	248,35	2,51	1420	1,00
BOX HB 71 T4/T8 2,2/0,37kW (A2:6) (°)	2,2/0,37	46,76	50,85	14.856,44	249,66	2,26	1420	1,00
BOX HB 71 T4/T8 2,2/0,37kW (A2:6) (°)	2,2/0,37	48,42	52,77	13.900,24	250,94	2,06	1420	1,00
BOX HB 71 T4/T8 2,2/0,37kW (A2:9) (°)	2,2/0,37	50,87	54,79	13.241,46	315,36	2,41	1420	1,00
BOX HB 71 T4/T8 2,2/0,37kW (A2:9) (°)	2,2/0,37	52,47	56,76	12.076,33	309,57	2,10	1420	1,00
BOX HB 71 T4/T8 2,2/0,37kW (A2:9) (°)	2,2/0,37	53,24	57,78	11.364,26	301,56	1,92	1420	1,00
BOX HB 71 T4/T8 2,2/0,37kW (A5:6) (°)	2,2/0,37	44,44	48,31	14.711,90	256,35	2,46	1420	1,00
BOX HB 71 T4/T8 2,2/0,37kW (A5:6) (°)	2,2/0,37	46,08	50,34	13.584,40	248,47	2,13	1420	1,00
BOX HB 71 T4/T8 3/0,55kW (A2:6) (°)	3/0,55	40,79	44,17	17.525,73	237,19	2,93	1420	1,00
BOX HB 71 T4/T8 3/0,55kW (A2:9) (°)	3/0,55	47,86	51,12	15.671,19	322,48	3,07	1420	1,00
BOX HB 71 T4/T8 3/0,55kW (A2:9) (°)	3/0,55	49,76	53,34	14.476,09	320,58	2,73	1420	1,00
BOX HB 71 T4/T8 3/0,55kW (A5:6) (°)	3/0,55	41,28	44,71	16.071,79	257,98	2,89	1420	1,00
BOX HB 71 T4/T8 3/0,55kW (A5:6) (°)	3/0,55	42,73	46,36	15.385,79	256,45	2,67	1420	1,00
BOX HB 80 T4/T8 1,1/0,18kW (A2:6) (°)	1,1/0,18	54,76	61,15	8.717,96	212,26	0,98	1420	1,00
BOX HB 80 T4/T8 1,5/0,25kW (A2:6) (°)	1,5/0,25	55,12	60,30	12.084,38	236,27	1,52	1420	1,00
BOX HB 80 T4/T8 1,5/0,25kW (A2:9) (°)	1,5/0,25	54,96	60,20	9.312,63	298,57	1,49	1420	1,00
BOX HB 80 T4/T8 2,2/0,37kW (A2:6) (°)	2,2/0,37	52,93	56,72	16.968,83	270,13	2,53	1420	1,00
BOX HB 80 T4/T8 2,2/0,37kW (A2:6) (°)	2,2/0,37	54,26	58,46	15.422,24	262,37	2,18	1420	1,00
BOX HB 80 T4/T8 2,2/0,37kW (A2:6) (°)	2,2/0,37	55,24	59,75	14.418,13	254,06	1,94	1420	1,00
BOX HB 80 T4/T8 2,2/0,37kW (A2:9) (°)	2,2/0,37	55,64	59,77	12.722,75	323,27	2,24	1420	1,00

Model	Motor power (kW)	Maximum efficiency point data						
		Max. efficiency (%)	Efficiency grade (N) (N)	Air Flow (m3/h)	Ps (Pa)	Pabs (kW)	speed (rpm)	Specific ratio
BOX HB 80 T4/T8 3/0,55kW (A2:6) (°)	3/0,55	52,33	55,77	18.524,04	278,91	2,88	1420	1,00
BOX HB 80 T4/T8 3/0,55kW (A2:6) (°)	3/0,55	49,42	52,48	20.023,66	281,83	3,30	1420	1,00
BOX HB 80 T4/T8 3/0,55kW (A2:9) (°)	3/0,55	54,50	57,80	16.131,69	341,20	3,03	1420	1,00
BOX HB 80 T4/T8 3/0,55kW (A2:9) (°)	3/0,55	55	58,54	15.084,16	335,23	2,77	1420	1,00
BOX HB 80 T4/T8 3/0,55kW (A5:6) (°)	3/0,55	49,80	52,77	19.560,26	299,70	3,41	1420	1,00
BOX HB 80 T4/T8 3/0,55kW (A5:6) (°)	3/0,55	52,36	55,66	18.296,01	296,87	3,02	1420	1,00
BOX HB 80 T4/T8 3/0,55kW (A5:6) (°)	3/0,55	55,68	59,36	17.060,33	297,05	2,63	1420	1,00
BOX HB 80 T4/T8 4/0,75kW (A2:6) (°)	4/0,75	44,72	47,25	22.250,17	282,99	4	1420	1,00
BOX HB 80 T4/T8 4/0,75kW (A2:6) (°)	4/0,75	46,89	49,62	21.482,19	284,61	3,72	1420	1,00
BOX HB 80 T4/T8 4/0,75kW (A2:9) (°)	4/0,75	51,81	54,64	17.915,03	349,60	3,60	1420	1,00
BOX HB 80 T4/T8 4/0,75kW (A5:6) (°)	4/0,75	48,62	51,28	21.096,99	306,23	3,82	1420	1,00
BOX HB 80 T4/T8 4/0,75kW (A5:6) (°)	4/0,75	47,80	50,18	22.715,02	308,46	4,22	1420	1,00
BOX HB 80 T4/T8 5,5/1,1kW (A2:6) (°)	5,5/1,1	40,21	42,30	24.071,60	277,60	4,69	1420	1,00
BOX HB 80 T4/T8 5,5/1,1kW (A2:9) (°)	5,5/1,1	46,29	48,05	22.877,51	371,99	5,31	1420	1,00
BOX HB 80 T4/T8 5,5/1,1kW (A2:9) (°)	5,5/1,1	47,48	49,53	21.293,55	364,53	4,77	1420	1,00
BOX HB 80 T4/T8 5,5/1,1kW (A2:9) (°)	5,5/1,1	48,42	50,73	19.784,99	357,65	4,32	1420	1,00
BOX HB 90 T4/T8 3/0,55kW (A6:3) (°)	3/0,55	49,14	52,47	18.593,33	272,71	2,99	1420	1,00
BOX HB 90 T4/T8 3/0,55kW (A6:3) (°)	3/0,55	49,24	53,01	17.038,58	253,36	2,54	1420	1,00
BOX HB 90 T4/T8 4/0,75kW (A6:3) (°)	4/0,75	47,64	50,20	21.621,45	305,39	3,95	1420	1,00
BOX HB 90 T4/T8 4/0,75kW (A6:3) (°)	4/0,75	49,02	51,96	20.176,85	290,07	3,44	1420	1,00
BOX HB 90 T4/T8 4/0,75kW (A6:3) (°)	4/0,75	46,32	48,52	23.127,77	320,19	4,51	1420	1,00
BOX HB 90 T4/T8 5,5/1,1kW (A6:3) (°)	5,5/1,1	44,67	46,56	24.523,24	324,85	5,05	1420	1,00
BOX HB 90 T4/T8 5,5/1,1kW (A6:3) (°)	5,5/1,1	42,51	44,07	25.979,43	325,52	5,70	1420	1,00
BOX HB 90 T4/T8 5,5/1,1kW (A6:6) (°)	5,5/1,1	52,09	53,95	20.849,42	427,50	5,10	1420	1,00
BOX HB 90 T4/T8 5,5/1,1kW (A6:6) (°)	5,5/1,1	52,33	54,63	18.994,33	402,25	4,36	1420	1,00
BOX HB 90 T4/T8 7,5/1,5kW (A6:3) (°)	7,5/1,5	37,69	38,61	28.887,19	325,88	7,19	1420	1,00
BOX HB 90 T4/T8 7,5/1,5kW (A6:3) (°)	7,5/1,5	40,44	41,70	27.421,18	326,25	6,36	1420	1,00
BOX HB 90 T4/T8 7,5/1,5kW (A6:6) (°)	7,5/1,5	49,11	49,82	25.483,88	502,92	7,77	1420	1,00
BOX HB 90 T4/T8 7,5/1,5kW (A6:6) (°)	7,5/1,5	50,47	51,56	24.007,62	478,74	6,76	1420	1,00
BOX HB 90 T4/T8 7,5/1,5kW (A6:6) (°)	7,5/1,5	52,03	53,52	22.583,12	453,19	5,86	1420	1,00
BOX HB 90 T4/T8 11/3kW (A6:6) (°)	11/3	44,02	44,05	30.278,42	536,63	10,78	1420	1,00
BOX HB 90 T4/T8 11/3kW (A6:6) (°)	11/3	45,83	45,93	28.603,97	528,78	9,71	1420	1,00
BOX HB 90 T4/T8 11/3kW (A6:6) (°)	11/3	47,73	48,14	27.036,29	517,97	8,68	1420	1,00
BOX HB 90 T4/T8 15/3,5kW (A6:6) (°)	15/3,5	38,70	38,52	35.693,49	524,48	13,93	1420	1,00
BOX HB 90 T4/T8 15/3,5kW (A6:6) (°)	15/3,5	40,84	40,73	34.393,14	529,97	12,77	1420	1,00
BOX HB 90 T4/T8 15/3,5kW (A6:6) (°)	15/3,5	42,56	42,53	32.348,89	530,89	11,68	1420	1,00
BOX HB 100 T4/T8 5,5/1,1kW (A6:3) (°)	5,5/1,1	53,98	55,89	27.115,65	348	5,01	1420	1,00
BOX HB 100 T4/T8 5,5/1,1kW (A6:3) (°)	5,5/1,1	51,93	53,44	29.182,08	364,29	5,80	1420	1,00

Model	Motor power (kW)	Maximum efficiency point data						
		Max. efficiency (%)	Efficiency grade (N) (N)	Air Flow (m3/h)	Ps (Pa)	Pabs (kW)	speed (rpm)	Specific ratio
BOX HB 100 T4/T8 5,5/1,1kW (A6:3) (°)	5,5/1,1	55,26	58,08	22.586,33	303,57	3,60	1420	1,00
BOX HB 100 T4/T8 5,5/1,1kW (A6:3) (°)	5,5/1,1	54,92	57,78	24.876,14	326,93	3,55	1420	1,00
BOX HB 100 T4/T8 7,5/1,5kW (A6:3) (°)	7,5/1,5	48,09	48,91	33.404,84	381,28	7,47	1420	1,00
BOX HB 100 T4/T8 7,5/1,5kW (A6:3) (°)	7,5/1,5	50,50	51,66	31.271,98	379,40	6,61	1420	1,00
BOX HB 100 T4/T8 7,5/1,5kW (A6:6) (°)	7,5/1,5	55,67	56,47	27.135,33	513,68	7,53	1420	1,00
BOX HB 100 T4/T8 7,5/1,5kW (A6:6) (°)	7,5/1,5	55,71	56,99	24.343,21	481,25	6,33	1420	1,00
BOX HB 100 T4/T8 11/3kW (A6:3) (°)	11/3	40,08	40,13	39.152,83	372,58	10,53	1420	1,00
BOX HB 100 T4/T8 11/3kW (A6:3) (°)	11/3	42,98	43,16	37.709,85	376,65	9,43	1420	1,00
BOX HB 100 T4/T8 11/3kW (A6:3) (°)	11/3	46	46,52	35.700,53	378,41	8,34	1420	1,00
BOX HB 100 T4/T8 11/3kW (A6:6) (°)	11/3	53,63	53,63	35.488,84	574,93	11,11	1420	1,00
BOX HB 100 T4/T8 11/3kW (A6:6) (°)	11/3	55,05	55,13	32.630,11	557,41	9,78	1420	1,00
BOX HB 100 T4/T8 11/3kW (A6:6) (°)	11/3	55,82	56,24	29.855,14	541,52	8,67	1420	1,00
BOX HB 100 T4/T8 15/3,5kW (A6:6) (°)	15/3,5	50,07	49,90	40.698,13	591,56	13,95	1420	1,00
BOX HB 100 T4/T8 15/3,5kW (A6:6) (°)	15/3,5	51,97	51,88	38.100,43	584,23	12,47	1420	1,00
BOX HB 100 T4/T8 17/4,3kW (A6:6) (°)	17/4,3	45,61	45,26	45.749,12	601,46	17,37	1420	1,00
BOX HB 100 T4/T8 17/4,3kW (A6:6) (°)	17/4,3	48,12	47,86	43.258,41	598,12	15,55	1420	1,00
BOX HB 100 T4/T8 20/5kW (A6:6) (°)	20/5	43,50	43,08	48.316,64	603,86	19,22	1420	1,00
BOX HB 112 T4/T8 5,5/1,1kW (A6:3) (°)	5,5/1,1	54,25	55,76	30.997,21	358,03	5,82	1420	1,00
BOX HB 112 T4/T8 5,5/1,1kW (A6:3) (°)	5,5/1,1	52,66	54,65	27.306,06	330,01	4,88	1420	1,00
BOX HB 112 T4/T8 7,5/1,5kW (A6:3) (°)	7,5/1,5	53,05	53,66	38.016,12	397,60	8,05	1420	1,00
BOX HB 112 T4/T8 7,5/1,5kW (A6:3) (°)	7,5/1,5	54,90	55,97	34.623,10	381,96	6,82	1420	1,00
BOX HB 112 T4/T8 11/3kW (A6:3) (°)	11/3	49,77	49,81	44.242,32	420,80	10,58	1420	1,00
BOX HB 112 T4/T8 11/3kW (A6:3) (°)	11/3	51,95	52,16	41.611,52	412,38	9,32	1420	1,00
BOX HB 112 T4/T8 11/3kW (A6:6) (°)	11/3	55,93	55,99	34.046,39	574,11	10,34	1420	1,00
BOX HB 112 T4/T8 11/3kW (A6:6) (°)	11/3	54,88	55,27	30.082,65	539,13	8,72	1420	1,00
BOX HB 112 T4/T8 15/3,5kW (A6:3) (°)	15/3,5	45,05	44,90	49.204,26	432,78	13,44	1420	1,00
BOX HB 112 T4/T8 15/3,5kW (A6:3) (°)	15/3,5	47,99	47,94	46.861,26	428,16	11,84	1420	1,00
BOX HB 112 T4/T8 15/3,5kW (A6:3) (°)	15/3,5	42,11	41,87	51.227,83	432,64	15,09	1420	1,00
BOX HB 112 T4/T8 15/3,5kW (A6:6) (°)	15/3,5	56,60	56,43	42.073,29	625,95	13,77	1420	1,00
BOX HB 112 T4/T8 15/3,5kW (A6:6) (°)	15/3,5	56,68	56,62	37.975,26	606,49	12	1420	1,00
BOX HB 112 T4/T8 15/3,5kW (A6:6) (°)	15/3,5	56,36	56,09	46.246,85	646,55	15,69	1420	1,00
BOX HB 112 T4/T8 17/4,3kW (A6:3) (°)	17/4,3	39,21	38,89	53.213,23	431,91	16,92	1420	1,00
BOX HB 112 T4/T8 17/4,3kW (A6:6) (°)	17/4,3	55,23	54,87	49.777,71	670,80	17,71	1420	1,00
BOX HB 112 T4/T8 20/5kW (A6:6) (°)	20/5	54,11	53,66	53.425,81	693,47	19,83	1420	1,00
BOX HB 112 T4/T8 28/6,5kW (A6:6) (°)	28/6,5	47,93	47,23	63.563,76	719,57	27,13	1420	1,00
BOX HB 112 T4/T8 28/6,5kW (A6:6) (°)	28/6,5	50,27	49,65	60.259,07	714,30	24,46	1420	1,00
BOX HB 112 T4/T8 28/6,5kW (A6:6) (°)	28/6,5	52,42	51,89	56.927	709,72	22,10	1420	1,00
BOX HB 112 T4/T8 35/8kW (A6:6) (°)	35/8	45,08	44,31	66.879,03	709,13	29,95	1420	1,00

Model	Motor power (kW)	Maximum efficiency point data						
		Max. efficiency (%)	Efficiency grade (N) (N)	Air Flow (m ³ /h)	Ps (Pa)	Pabs (kW)	speed (rpm)	Specific ratio
BOX HB 125 T4/T8 11/3kW (A7:4) (°)	11/3	52,76	52,77	41.381,22	490,92	11,07	1420	1,00
BOX HB 125 T4/T8 15/3,5kW (A7:4) (°)	15/3,5	54,08	53,97	46.299,44	524,29	12,87	1420	1,00
BOX HB 125 T4/T8 15/3,5kW (A7:4) (°)	15/3,5	53,91	53,68	51.353,96	552,14	15,01	1420	1,00
BOX HB 125 T4/T8 15/3,5kW (A7:8) (°)	15/3,5	52,26	51,99	39.157,13	716,62	15,77	1420	1,00
BOX HB 125 T4/T8 17/4,3kW (A7:4) (°)	17/4,3	53,91	53,56	56.643,01	578,72	17,27	1420	1,00
BOX HB 125 T4/T8 20/5kW (A7:4) (°)	20/5	52,29	51,84	60.854,33	594,58	19,69	1420	1,00
BOX HB 125 T4/T8 20/5kW (A7:8) (°)	20/5	53,09	52,68	44.346,10	765,42	18,80	1420	1,00
BOX HB 125 T4/T8 28/6,5kW (A7:4) (°)	28/6,5	45,11	44,38	72.444,23	614,48	28,19	1420	1,00
BOX HB 125 T4/T8 28/6,5kW (A7:4) (°)	28/6,5	48,16	47,52	68.749,63	620,53	25,10	1420	1,00
BOX HB 125 T4/T8 28/6,5kW (A7:4) (°)	28/6,5	50,53	49,99	65.025,18	610,99	22,31	1420	1,00
BOX HB 125 T4/T8 28/6,5kW (A7:8) (°)	28/6,5	54,82	54,18	56.057,61	847,78	25,48	1420	1,00
BOX HB 125 T4/T8 28/6,5kW (A7:8) (°)	28/6,5	53,73	53,20	49.919,85	809,99	22,10	1420	1,00
BOX HB 125 T4/T8 35/8kW (A7:8) (°)	35/8	54,34	53,49	67.473,87	910,36	33,08	1420	1,00
BOX HB 125 T4/T8 35/8kW (A7:8) (°)	35/8	55,29	54,54	62.225,48	888,81	29,39	1420	1,00
BOX HB 125 T4/T8 37/9,2kW (A7:8) (°)	37/9,2	53,08	52,14	72.689,59	929,84	37,24	1420	1,00
BOX HB 125 T4/T8 44/11kW (A7:8) (°)	44/11	51,54	50,52	77.693,38	950,51	41,53	1420	1,00